

6-18-1999 12:00 AM

**1999-06-18**

Board of Regents, Murray State University

Follow this and additional works at: <https://digitalcommons.murraystate.edu/borminutes>

---

#### Recommended Citation

Board of Regents, Murray State University, "1999-06-18" (1999). *Board of Regents Meeting Minutes*. 522.  
<https://digitalcommons.murraystate.edu/borminutes/522>

This Article is brought to you for free and open access by the Digitized Collections at Murray State's Digital Commons. It has been accepted for inclusion in Board of Regents Meeting Minutes by an authorized administrator of Murray State's Digital Commons. For more information, please contact [msu.digitalcommons@murraystate.edu](mailto:msu.digitalcommons@murraystate.edu).

**MINUTES OF THE QUARTERLY MEETING OF THE BOARD OF REGENTS**  
**Murray State University**  
**June 18, 1999**

The Board of Regents of Murray State University met on June 18, 1999, in quarterly session in the Board of Regents Room, Wells Hall, on the campus of Murray State University. The meeting was called to order at 1:45 p.m. by Chair Sid Easley. Regent Wells Lovett gave the invocation.

Upon roll call, the following members were present: Marilyn Buchanon, Thomas A. Burich, Olivia Burr, Lori Dial, Todd Earwood, Sid Easley, Beverly Ford, Philip Lanier, Wells Lovett, Elizabeth McCoy, and James Rudolph. Absent: none.

Others present were: Dr. Kern Alexander, President of the University; Sandra M. Rogers, Secretary to the Board; Tom Denton, Treasurer of the Board; Gary Brockway, Interim Provost and Vice President for Academic Affairs; John Rall, University Counsel; Dewey Yeatts, Associate Vice President for Facilities Management; Joyce Gordon, Associate Vice President for Human Resources; members of the faculty, staff, students, news media and visitors.

**Agenda**

The following agenda for the meeting was presented:

**AGENDA**  
**Meeting of the Board of Regents**  
**Murray State University**  
**June 18, 1999**  
**1:45 p.m.**

1. Roll Call
2. Minutes of the Meeting of the Quarterly Board of Regents held on February 12, 1999 and the Special Meeting held on April 16, 1999
3. Report of the President Dr. Alexander
4. Report of the Chair Mr. Easley
5. Report of the Treasurer Mr. Denton  
 (Financial and Investment Reports for the period July 1, 1998 - March 31, 1999)
6. Report of the Dean of Admissions and Registrar Dr. Alexander
7. Gift Acceptance Dr. Alexander
8. Personnel Changes Dr. Alexander
  - A. Staff Leaves of Absence Without Pay
  - B. Faculty Leaves of Absence Without Pay
    - 1) Extension
    - 2) Military
    - 3) Withdrawn
  - C. Sabbatical Leaves
    - 1) Dean, College of Industry & Technology
    - 2) Postponement
  - D. Early Retirement Contract
  - E. Recommendation on Appointment, Interim Chair, Department of Educational Leadership and Counseling
  - F. Recommendation on Appointment, Chair, Department of Special Education
  - G. Recommendation on Appointment, Assistant Dean, College of Education

- H. Recommendation on Appointment, Acting Dean,  
College of Industry and Technology
- I. Recommendation on Appointment, Director,  
Telecommunications Systems Management

- 9. Promotion Recommendations Dr. Alexander
- 10. Tenure Recommendations Dr. Alexander
- 11. Committee Reports
  - A. Academic Affairs Mr. Lovett
  - B. Athletic Mrs. Ford
  - C. Buildings and Grounds Mr. Burich
  - D. Development/Investments Mr. Lovett
  - E. Equal Opportunity/Affirmative Action Mrs. Burr
  - F. Faculty/Staff Affairs Mr. Lanier
  - G. Finance/Audit Mr. Easley
  - H. Governmental Relations Mrs. McCoy
  - I. Student Life Mr. Earwood
- 12. Executive Session
- 13. Resolutions of Appreciation Dr. Alexander
  - A. Retiring Staff
  - B. Retiring Faculty
  - C. Todd Earwood
- 14. Review of Meeting Dates Mr. Easley
- 15. Election of Officers Mr. Easley

**Minutes of the Quarterly Board of Regents Meeting held on February 12, 1999, and the Special Meeting held on April 16, 1999, approved**

Mrs. Burr moved that the Minutes of the quarterly meeting of the Board of Regents held on February 12, 1999, and the special meeting held on April 16, 1999, be approved as presented. Mr. Earwood seconded and the motion carried.

**Report of the President**

President Alexander informed the Board that the main issue for discussion at this meeting is the Budget. The budget is dependent upon growth of the University and continuing funding at the state level that would be at a relatively high level. The University is entering a new era with the state and will be delegated responsibility to set our own tuition and fees in the future. Between now and the September meeting we are going to need to do a lot of work to determine what is the proper balance for our tuition and our fees against our scholarships and what should be the balance for in-state tuition versus out-of-state tuition. This is a new experience for Murray State. While we are secure for this coming year, we are going to have to make some heavy decisions later this summer and September and November with regard to next year's budget and continuing under this new regime of delegation that we are going to certainly receive from the state.

In the past, institutions have not had the prerogative to set their own tuitions. In the future, we will be able to set in-state and out-of-state tuitions and we will be able to set a different tuition from Morehead, Eastern or Western or UK, so we need to carefully calibrate what that does to our fiscal future. What is the elasticity of demand for students in Illinois and Tennessee for out-of-state tuition, our incentive grant districts. We have gone to core city areas and urban areas with incentive grants throughout the country in the past to bring in good students. All of that plays into this important decision that we are going to have to make with regard to tuition and fees. Keeping in mind that we are an access institution and as a public university we want to keep our tuitions and fees as low as possible so that students will have access to this University.

### Report of the Chair

Chair Easley congratulated Regent Wells Lovett on receiving an award at the State Bar meeting for having practiced law for 50 years.

He expressed appreciation to all individuals who helped to establish the MSU Hopkinsville Center. A number of people were involved in the project.

Mr. Easley also expressed appreciation to all individuals who have worked so hard with regard to the Hester Fire, including Mike Ward of the Commonwealth Attorney's Office.

### Report of the Treasurer

Treasurer Tom Denton presented and reviewed the financial and investment reports for the period of July 1, 1998, through March 31, 1999. Following a brief discussion, Mrs. McCoy moved, seconded by Mrs. Buchanon, that the Treasurer's Report be accepted. Motion carried.

(See Attachments #1 and #2)

### Report of the Dean of Admissions and Registrar

Mr. Earwood moved, seconded by Mrs. Dial, that the Board of Regents ratify the awarding of the degrees to individuals on May 8, 1999, as recommended by the Dean of Admissions and Registrar. Motion carried.

(See Attachment #3)

### Gift Acceptance

Mrs. Buchanon moved that the Board of Regents, upon the recommendation of the President of the University, accept the donation of an HP Viridia Component Monitoring System valued at \$54,202, which was donated by the Hewlett-Packard Company of Palo Alto, California, to be used by the Department of Nursing. Mrs. Ford seconded and the motion carried.

### Personnel Changes, approved

#### Staff Leaves of Absence Without Pay, approved

Mrs. Buchanon moved that the Board of Regents, upon the recommendation of the President of the University, approve the Staff Leaves of Absence Without Pay as listed below:

Arnold, John	Facilities Management	5/7/99-7/9/99
Benson, Brenda	Industry and Technology	6/22/99-7/30/99
Elkins, Tammy	Food Services	1/9/99-5/3/99
Futrell, William	Facilities Management	5/14/99-6/18/99
Gills, Betty	Food Services	2/27/99-5/3/99
Higgins, Melissa	University Libraries	3/13/99-6/30/99
McKinney, Angela	Residence Halls	4/2/99-5/24/99
Miller, Dorothy	Food Services	3/2/99-5/31/99
Morgan, Judith	Facilities Management	4/30/99-6/28/99
Reed, Billie	Facilities Management	12/24/98-6/30/99
Simmons, Candace	Department of English	2/17/99-3/22/99
Yarbrough, Susan	Admissions and Registrar	3/16/99-4/19/99

Mrs. Dial seconded and the motion carried.

#### Extension of Leave Without Pay, approved

Dr. Rudolph moved that the Board of Regents, upon the recommendation of the President of the University, approve the Extension of Leave without Pay for Eileen McElrath, Reference Librarian/Lecturer, University Libraries, effective July 1 - August 15, 1999. Mrs. Burr seconded and the motion carried.

Military Leave of Absence Without Pay, approved

Mrs. McCoy moved that the Board of Regents, upon the recommendation of the President of the University, approve the Military leave of Absence Without Pay for Chekita Hall, Assistant Professor, Department of English, effective August 1, 1999 - May 31, 2000. Mrs. Burr seconded and the motion carried.

Withdrawal of Leave of Absence Without Pay, approved

Mrs. Buchanan moved that the Board of Regents, upon the recommendation of the President of the University, approve the Withdrawal of the Leave Without Pay approved by the Board of Regents at the February 1999 meeting for Barry Brown, Department of Economics and Finance. Dr. Rudolph seconded and the motion carried.

Sabbatical Leave, approved

Dr. Rudolph moved that the Board of Regents, upon the recommendation of the President of the University, approve the Sabbatical Leave for Tom Auer, Professor and Dean, College of Industry and Technology, effective July 1 - December 31, 1999, with full salary. Mrs. McCoy seconded and the motion carried.

Postponement of Sabbatical Leave, approved

Mrs. Buchanan moved that the Board of Regents, upon the recommendation of the President of the University, approve the Postponement of the Sabbatical Leave that was approved by the Board of Regents at the February 1999 meeting for Margaret Brown, Foreign Languages, to a later date. Mrs. Ford seconded and the motion carried.

Early Retirement Contract, approved

Mr. Earwood moved that the Board of Regents, upon the recommendation of the President of the University, approve the application for Early Retirement for Louis Beyer, Professor, Department of Physics and Engineering Physics, effective with the 1999-2000 contract. Dr. Rudolph seconded and the motion carried.

Interim Chair, Department of Educational Leadership and Counseling, appointed

Mrs. Burr moved that the Board of Regents, upon the recommendation of the President of the University, approve the appointment of Dr. Thomas Holcomb, Professor of Guidance and Counseling, as Interim Chair of the Department of Educational Leadership and Counseling, effective July 1, 1999, at a fiscal year salary of \$65,974.

Mrs. Buchanan seconded and the roll was called with the following voting: Mrs. Buchanan, yes; Mr. Burich, yes; Mrs. Burr, yes; Mrs. Dial, yes; Mr. Earwood, yes; Mrs. Ford, yes; Mr. Lanier, yes; Mr. Lovett, yes; Mrs. McCoy, yes; Dr. Rudolph, yes; and Mr. Easley, yes. Motion carried.

Chair, Department of Special Education, appointed

Mrs. Buchanan moved that the Board of Regents, upon the recommendation of the President of the University, approve the appointment of Dr. Jo-Ann Hammons as Chair of the Department of Special Education, effective July 1, 1999, at a fiscal year salary of \$57,136.

Dr. Rudolph seconded and the roll was called with the following voting: Mrs. Buchanan, yes; Mr. Burich, yes; Mrs. Burr, yes; Mrs. Dial, yes; Mr. Earwood, yes; Mrs. Ford, yes; Mr. Lanier, yes; Mr. Lovett, yes; Mrs. McCoy, yes; Dr. Rudolph, yes; and Mr. Easley, yes. Motion carried.

Assistant Dean, College of Education, appointed

Mrs. Buchanan moved that the Board of Regents, upon the recommendation of the President of the University, approve the appointment of Dr. Elizabeth Blodgett as Assistant Dean of the College of Education, effective July 1, 1999, at a fiscal year salary of \$74,588.

Mrs. Ford seconded and the roll was called with the following voting: Mrs. Buchanon, yes; Mr. Burich, yes; Mrs. Burr, yes; Mrs. Dial, yes; Mr. Earwood, yes; Mrs. Ford, yes; Mr. Lanier, yes; Mr. Lovett, yes; Mrs. McCoy, yes; Dr. Rudolph, yes; and Mr. Easley, yes. Motion carried.

Acting Dean, College of Industry and Technology, appointed

Mr. Earwood moved that the Board of Regents, upon the recommendation of the President of the University, approve the appointment of Dr. Paul McNeary as Acting Dean of the College of Industry and Technology, for the period July 1 - December 31, 1999, for an additional stipend of \$7,500.

Mrs. Ford seconded and the roll was called with the following voting: Mrs. Buchanon, yes; Mr. Burich, yes; Mrs. Burr, yes; Mrs. Dial, yes; Mr. Earwood, yes; Mrs. Ford, yes; Mr. Lanier, yes; Mr. Lovett, yes; Mrs. McCoy, yes; Dr. Rudolph, yes; and Mr. Easley, yes. Motion carried.

Professor with Joint Appointment in the Colleges of Business and Public Affairs and Industry and Technology, appointed

Mrs. McCoy moved that the Board of Regents, upon the recommendation of the President of the University, approve the appointment of Dr. Walter Bolter as Professor with a joint appointment in the Colleges of Business and Public Affairs and Industry and Technology. As an integral part of his professorship he will serve as Director of the Center for Telecommunications Systems Management, effective March 29, 1999, at a 1998-99 fiscal year salary of \$110,000.

Mrs. Dial seconded and the roll was called with the following voting: Mrs. Buchanon, yes; Mr. Burich, yes; Mrs. Burr, yes; Mrs. Dial, yes; Mr. Earwood, yes; Mrs. Ford, yes; Mr. Lanier, yes; Mr. Lovett, yes; Mrs. McCoy, yes; Dr. Rudolph, yes; and Mr. Easley, yes. Motion carried.

Promotions, approved

Mr. Earwood moved that the Board of Regents, upon the recommendation of the President of the University, approve the following faculty for promotion to the respective rank, effective with the 1999-2000 contracts:

Holly Rudolph	Accounting	Associate Professor
Nkomobo "Gerry" Muuka	Management & Marketing	Associate Professor
Squire Babcock	English	Associate Professor
Renae Duncan	Psychology	Associate Professor
Dan Brown	Industrial & Eng. Tech.	Associate Professor
Michael Prophet	Mathematics & Statistics	Associate Professor
John Crofton	Physics & Eng. Physics	Associate Professor
Floyd Carpenter	Accounting	Professor
R. B. Barton, Jr.	Management & Marketing	Professor
James Willis	Elem. & Secondary Ed.	Professor
Robert Lochte	Journalism & Mass Comm.	Professor
Stephen Cobb	Physics & Eng. Physics	Professor

Mrs. Burr seconded and the roll was called with the following voting: Mrs. Buchanon, yes; Mr. Burich, yes; Mrs. Burr, yes; Mrs. Dial, yes; Mr. Earwood, yes; Mrs. Ford, yes; Mr. Lanier, yes; Mr. Lovett, yes; Mrs. McCoy, yes; Dr. Rudolph, yes; and Mr. Easley, yes. Motion carried.

Tenure, awarded

Dr. Rudolph moved that the Board of Regents, upon the recommendation of the President of the University, award tenure to the following faculty effective with the 1999-2000 contracts:

Jean Scafella, Professor, Journalism & Mass Communications  
 Squire Babcock, Assistant Professor, English  
 Duane Bolin, Associate Professor, History  
 Renae Duncan, Assistant Professor, Psychology

Fulgentius Lugenwa, Assistant Professor, Chemistry  
 Michael Prophet, Assistant Professor, Mathematics & Statistics  
 John Crofton, Assistant Professor, Physics & Engineering  
 Physics

Mrs. Buchanon seconded and the roll was called with the following voting: Mrs. Buchanon, yes; Mr. Burich, no; Mrs. Burr, yes; Mrs. Dial, yes; Mr. Earwood, yes; Mrs. Ford, yes; Mr. Lanier, yes; Mr. Lovett, yes; Mrs. McCoy, yes; Dr. Rudolph, yes; and Mr. Easley, yes. Motion carried.

Chair Easley introduced Roger Reichmuth, Interim Director of Development, who gave a brief report on the Capital Campaign. He expressed appreciation for the support of the President and the Board of Regents.

### Committee Reports

#### A. Academic Affairs - Mr. Lovett.

A report on the status of Post Tenure Review and a progress report on reorganization was provided by Provost Gary Brockway at the Academic Affairs Committee.

#### Regents Awards for Teaching Excellence, approved

Mr. Lovett moved, seconded by Mrs. Ford, that the Regents Awards for Teaching Excellence approve the presentation of the awards to Bonnie L. McNeely, College of Business and Public Affairs; Yvonne D. Stephens, College of Education; John A. Steffa, College of Fine Arts and Communication; Ogden (Ted) Brown, College of Humanistic Studies; Dan C. Brown, College of Industry and Technology; and Elizabeth C. Powell, College of Science.

Following brief discussion, the vote was called for and the motion carried.

#### Departmental Name Change, approved

On behalf of the Academic Affairs Committee, Mr. Lovett moved, seconded by Mr. Lanier, that the Board of Regents, upon the recommendation of the President of the University, approve changing the name of the Department of Graphics Arts Technology to the Department of Graphic Communications Technology, effective July 1, 1999. Motion carried.

#### Program Changes

On behalf of the Academic Affairs Committee, Mr. Lovett moved, seconded by Mrs. Ford, that the Board of Regents, upon the recommendation of the President of the University, approve deleting the following programs: Minor in Retail Merchandising, Major in Speech Communication, and Area in Family and Child Studies. Motion carried.

On behalf of the Academic Affairs Committee, Mr. Lovett moved, seconded by Mrs. Ford, that the Board of Regents, upon the recommendation of the President of the University, approve the following new programs: Area in English Education/Secondary Certification and Certificate in Public Child Welfare. Motion carried.

On behalf of the Academic Affairs Committee, Mr. Lovett moved that the Board of Regents, upon the recommendation of the President of the University, approve the following changes in the program inventory, effective with the 1999-2001 Undergraduate Bulletin:

Change the Fisheries/Aquatic Biology Area to an option under the Major in Biology

Change the Area in Manufacturing Engineering Technology to an area in Electromechanical Engineering Technology

Consolidate the Area in Interior Design into an option under the Area in Industrial Tech and Design

Consolidate the Engineering Technology programs in Civil Engineering Tech & Construction Tech, Environmental Engineering Tech and Electrical Engineering Tech with Computer Systems and Power/Com Options into an Area in Engineering Tech with options in Architectural Engineering Tech, Civil Engineering Tech, Construction Engineering Tech and Environmental Engineering Tech

Mr. Earwood seconded and the motion carried.

B. Athletic - Mrs. Ford. No report.

C. Buildings and Grounds - Mr. Burich. The Buildings and Grounds Committee met with the Finance/Audit Committee.

D. Development/Investments - Mr Lovett. No report.

E. Equal Opportunity/Affirmative Action - Mrs. Burr. No Report.

F. Faculty/Staff Affairs - Mr. Lanier.

Mr. Lanier submitted a written report on behalf of the Faculty/Staff Affairs Committee for inclusion in the Minutes of the meeting. (See Attachment #4) The Committee heard from Dr. William Call, accompanied by Dr. Frank Elwell and Dr. Ann Landini. The Committee concluded that the Faculty Handbook lacks a desirable degree of clarity, that there is some ambiguity in the manner in which it is put together, and thinks that attention should be given to this. Illustrations were given of the ambiguities and lack of clarity. We recommend that the Board act to remedy this situation. Mrs. Dial, the Staff Regent, expressed a desire from Staff Congress that there be a Staff Handbook. The Committee approved that suggestion. Submitted with this report is a draft of a resolution. Mr. Lanier read the last paragraph of the report as follows:

The letter from the Faculty Senate also asked that if the Board concludes that the Faculty Handbook is official policy of the University, it direct President Alexander to abide by the official policy of the Board of Regents. The proposed resolution, if adopted by the Board, should remove concerns in that respect. However, the Committee wishes to state to the Board that it has absolutely no doubt that the President has heretofore abided by official policies of the Board of Regents and that he will continue to do so.

On behalf of the Faculty/Staff Affairs Committee, Mr. Lanier presented the following resolution.

The Board received and considered a report from the Faculty/Staff Affairs Committee of action taken by it in response to a request from the Faculty Senate that the Board of Regents state whether the Faculty Handbook is official policy. Upon motion of Mr. Lanier, duly seconded, and following discussion, it was

RESOLVED, that--

1. The Board of Regents states that the provisions of the Faculty Handbook adopted by it represent University policies and procedures.
2. The Faculty Senate is invited to proceed, in accordance with the provisions of Section 1.8 of the Faculty Handbook, with a review of the Handbook for the purpose of making a clear separation within the Handbook of "policies" and "procedures" and material of other kinds presently in the Handbook, and of stating the significance, distinctions and implications of the separation into those categories, all with a view to increased clarity of those present statements in the Handbook.
3. At the request of the Staff Regent, the Staff Congress is invited to consider the question of there being created a Staff handbook, of nature similar to that of the Faculty Handbook and, if it concludes that such a handbook should be created, to proceed, in company with the Office of Human Resources, to prepare such a

Handbook and to submit it to the Vice President for Administrative Affairs who, following his examination, will submit it to the President, with his recommendations, for the President's consideration and determination concerning submission of the Handbook to the Board of Regents for action.

Mr. Lovett seconded and discussion followed.

Mr. Easley suggested that the word represent in No. 1 be changed to contains. Mr. Lanier and Committee agreed to the change.

President Alexander requested that the Student Handbook be included in the resolution with the same wording for Student Government

Mr. Lanier and committee agreed to the change and requested that No. 4 be written and added to the Resolution.

Mr. Lanier moved for question and the motion read as follows with the amendments included.

RESOLVED, that--

1. The Board of Regents states that the provisions of the Faculty Handbook adopted by it contains University policies and procedures.
2. The Faculty Senate is invited to proceed, in accordance with the provisions of Section 1.8 of the Faculty Handbook, with a review of the Handbook for the purpose of making a clear separation within the Handbook of "policies" and "procedures" and material of other kinds presently in the Handbook, and of stating the significance, distinctions and implications of the separation into those categories, all with a view to increased clarity of those present statements in the Handbook.
3. At the request of the Staff Regent, the Staff Congress is invited to consider the question of there being created a Staff Handbook, of nature similar to that of the Faculty Handbook and, if it concludes that such a Handbook should be created, to proceed, in company with the Office of Human resources, to prepare such a handbook and to submit it to the Vice President for Administrative Affairs who, following his examination, will submit it to the President, with his recommendations, for the President's consideration and determination concerning submission of the Handbook to the Board of Regents for action.
4. President Alexander requested that the Student Handbook be included in the Resolution with the same wording for Student Government.

Upon call for the motion as amended, the motion carried.

Regent Lanier requested to read a paper representing his personal comments and that the paper be placed with the minutes of the Board of Regents on June 18, 1999.

(See Attachment #5)

#### Student Faculty Evaluations

Mr. Earwood moved that the student faculty evaluations, using the present norm referenced evaluation instrument, continue to be made utilizing the current student evaluation process for each class taught at the University and that those evaluations be made available to all students annually.

Mr. Lovett seconded and discussion followed.

Mr. Earwood stated that he wanted to affirm that only the norm referenced portion of the instrument will be made available to all students. The motion does not contemplate that anonymous handwritten comments will be made available.

Mr. Lanier moved to table the motion until a date not earlier than the next regular meeting of the Board of Regents.

Mr. Burich seconded and discussion followed.

Chair Easley clarified that Todd's motion is nothing new, all he is saying is that the university will continue to do what we are doing and regarding the question about whether it is policy, it becomes policy with the motion.

Mr. Earwood confirmed that the intention of his motion was to continue with the current procedure and, since the meeting is his last meeting before going off the Board, he wanted the policy to be in place before he left the Board. He further pointed out that any outside source as a nonmember of the University could submit an open records request and publish it privately and sell it.

### Recess

The Board recessed at 3:15 p.m. and reconvened at 3:35 p.m.

Discussion continued regarding student faculty evaluations.

Question was called for on the motion to table the motion regarding student faculty evaluations indicating that yes means the motion is tabled and no means the original motion will stand as presented.

The roll was called with the following voting: Mrs. Buchanon, no; Mr. Burich, I want the faculty and my fellow Faculty Regent to know that because of the jeopardy of doing a fair evaluation for faculty, I must say no; Mrs. Burr, no; Mrs. Dial, no; Mr. Earwood, no; Mrs. Ford, no; Mr. Lanier, yes; Mr. Lovett, no; Mrs. McCoy, no; Dr. Rudolph, yes; and Mr. Easley, no. Motion to table failed.

Mr. Earwood was asked to restate his motion for the purpose of clarity and voting. He restated as follows:

Mr. Earwood moved that the student faculty evaluations, using the present norm referenced evaluation instrument, continue to be made utilizing the current student evaluation process for each class taught at the University and that those evaluations be made available to all students annually.

The roll was called for the original motion on student faculty evaluations with the following voting: Mrs. Buchanon, yes; Mr. Burich, yes; Mrs. Burr, yes; Mrs. Dial, yes; Mr. Earwood, yes; Mrs. Ford, yes; Mr. Lanier, no, may I explain my vote, not only do I object to signing of the motion as proposed and the action that has been taken, but I am looking straight at the Handbook which I believe a prior Board of Regents adopted and I am satisfied that this procedure violates the procedure that we established and set forth in section 1.8 of the Handbook and I don't think we need to do it like that; Mr. Lovett, yes; Mrs. McCoy, yes; Dr. Rudolph, no, I would also like to say that I'm not voting against evaluations, but I am voting against the present procedure that has been done in accordance with the Handbook; and Mr. Easley, yes. Motion carried.

G. Finance/Audit - Mr. Easley.

### Authorization to Dispose Surplus Bunk House

Mrs. McCoy moved that the Board of Regents, upon the recommendation of the President of the University, approve the attached Resolution and Order to dispose of the structure known as the Mobile Home (Building #808) located at the Wickliffe Mounds Research Center. Mrs. Ford seconded and the motion carried.

(See Attachment #6)

### Development and Alumni Center

Mrs. McCoy moved that the Board of Regents, upon the recommendation of the President of the University, approve the capital construction project for the renovation of the Development and Alumni Affairs Center (former Church of Christ Building) with a scope of \$750,000 using private donations as the source of funding for this project.

Mrs. Buchanon seconded and the roll was called with the following voting: Mrs. Buchanon, yes; Mr. Burich, yes; Mrs. Burr, yes; Mrs. Dial, yes; Mr. Earwood, yes; Mrs. Ford, yes; Mr. Lanier, pass, I haven't reviewed the matter; Mr. Lovett, yes; Mrs. McCoy, yes; Dr. Rudolph, yes; and Mr. Easley, yes. Motion carried.

### Preliminary Six-year Capital Plan

Mr. Easley moved that the Board of Regents, upon the recommendation of the President of the University, approve the preliminary 1998-2004 Six-Year Capital Plan which includes the Capital Budget Requests for the 2000-2002 State Biennial Budget.

Mrs. Dial seconded and the roll was called with the following voting: Mrs. Buchanon, yes; Mr. Burich, yes; Mrs. Burr, yes; Mrs. Dial, yes; Mr. Earwood, yes; Mrs. Ford, yes; Mr. Lanier, yes; Mr. Lovett, yes; Mrs. McCoy, yes; Dr. Rudolph, yes; and Mr. Easley, yes. Motion carried.

(See Attachment #7)

### Naming of Facilities Policy, revised

Mr. Easley moved that the Board of Regents, upon the recommendation of the President of the University, approve the revision in the policy on Naming of Campus Facilities, Programs and Activities.

Mr. Burich seconded and the motion carried.

(See Attachment #8)

### Ratification of Action of the Series N Bond Special Committee

Mr. Lovett moved that the Board of Regents ratify, confirm, and approve the action of the special committee on the \$6,370,000 Murray State University Housing and Dining System Revenue Bonds, Series N, dated April 1, 1999 (Official Statement Attached), and approve the attached Sale Resolution.

Mrs. Ford seconded and the roll was called with the following voting: Mrs. Buchanon, yes; Mr. Burich, yes; Mrs. Burr, yes; Mrs. Dial, yes; Mr. Earwood, I want to explain my vote as well, I vote yes, however, because I have been accused by members of the University this year on voting for student fees, I want to clarify that I, by no means, want to raise student fees, however, because the University is doing it, I will support the bond; Mrs. Ford, yes; Mr. Lanier, yes; Mr. Lovett, yes; Mrs. McCoy, yes; Dr. Rudolph, yes; and Mr. Easley, yes. Motion carried.

(See Attachment #9)

### Resolution of Official Intent

Mrs. McCoy moved that the Board of Regents, upon the recommendation of the President of the University, adopt the attached Resolution of Official Intent to finance the acquisition, construction, installation, renovation and equipping of building projects including the Carr Health Building, the Business Building, and the College of Education Building from proceeds of a proposed issue of revenue bonds.

(See Attachment #10)

### Exception to Salary Distribution Policy

Mr. Easley stated that the next recommendation was that the Board of Regents, upon the recommendation of the President of the University, authorize an exception to the Salary Policy for the 1999-2000 budget.

Chair Easley asked for a motion.

Mr. Lovett moved to eliminate in any Handbook or any other official publication of the University any reference to percentages of allocating salaries, specifically, that we eliminate the current reference, which he understands to be in a Handbook, that 75 percent of the money go across the board and that 25 percent of the money be allocated to merit considerations. That and any other reference which is contrary to that should be eliminated.

Mrs. Buchanon seconded and discussion followed.

Upon call for the vote on the motion, the motion carried.

### 1999-2000 Budget

The floor was opened for discussion on the 1999-2000 Budget.

Mr. Burich stated that he was going to recommend a salary increase for the President of the University, effective immediately. He stated the reasons as follows. This Board must take a stance and put a support mechanism behind the President so that he can continue to go out there and fight those battles to let the community, the Legislature, the Governor, and the people out in the state know that he has got 100 percent support from everybody in this community. There can be nothing more important than when this man goes to the Legislature and fights our battles. He further pointed out that we cannot have a President doing so well being paid the least of all the universities in the state. We must show some credibility to the rest of this state.

The second reason Mr. Burich stated that it is absolutely vital that the Board take action today is because it is deserved. Progress made at Murray State University in the last five years is unprecedented--things that are going on, the problems we have had, I know we've had our issues with family, we will continue to have them, but I think that a reward and an achievement such as has been accomplished in the last five years should be rewarded.

The third reason Mr. Burich stated was that the Board needed to set a precedent at this university; we need to let the community know we are not going to keep this man forever or his family who I think are a huge vital clog of this community, the credibility that whole family brings to us all is phenomenal, but I do believe that we want to make sure when that sad day comes that the next president is going to be at that standard, that we are going to set a new standard for hiring a leader.

The fourth reason given was that it is imperative that all universities such as Murray State set a standard of comfort that we are going to do what it takes to put the presidency at a level where it must perform. A pressure point for any leader is one where he is being paid equitably for his performance. A non-pressure point for any leader is one that is being underpaid and has no reason to have to outperform anybody. But I would like to see a man of this caliber or anybody in a position of this caliber to be equitable so that that pressure point continues to satisfy the needs of our faculty, of our employees, and better this University. We need to pyramid this so that pressure point continues to grow.

Mr. Burich moved that the 1999-2000 budget be amended to read that President Kern Alexander's salary rise to \$160,000. Mrs. Buchanon seconded and discussion followed.

Upon call for the vote, the roll was called with the following voting: Mrs. Buchanon, yes; Mr. Burich, yes; Mrs. Burr, yes; Mrs. Dial, pass; Mr. Earwood, yes; Mrs. Ford, yes; Mr. Lanier, I'm the only one who knows how difficult it is to vote this way, no; Mr. Lovett, yes; Mrs. McCoy, yes; Dr. Rudolph, it's very difficult for me too, but no; and Mr. Easley, yes. Motion carried.

Mr. Lanier prepared the following statement after the meeting and asked the chairman to include in the minutes:

"It is apparent that Dr. Alexander's salary is at the low end of the salary range of the presidents of the public universities in the state, and I believe that by that measure and by the standard of performance -- which, in my opinion, is of high order in the case of Dr. Alexander -- Murray State is not properly compensating Dr. Alexander. Nonetheless, at a time of only minimal percentage increases in salaries of staff and faculty, most of whom, I believe, are similarly undercompensated, I believe that a proposal of this nature should be preceded by a careful and detailed study and assembly of facts justifying the proposal. The case is there to be made, in my opinion, but it has not been made today. I would hope that at the next evaluation process the available facts would be assembled and presented to the Board for action. For the reasons, stated, I must vote no."

Mr. Easley moved that the Board of Regents, upon the recommendation of the President of the University, approve the 1999-2000 budget as amended.

Mrs. McCoy seconded and the roll was called with the following voting: Mrs. Buchanon, yes; Mr. Burich, yes; Mrs. Burr, yes; Mrs. Dial, yes; Mr. Earwood, yes; Mrs. Ford, yes; Mr. Lanier, no; Mr. Lovett, yes; Mrs. McCoy, yes; Dr. Rudolph, no; and Mr. Easley, yes. Motion carried.

(See Attachment #11)

#### Institutional Control of MSU Racer Foundation

On behalf of the Finance/Audit Committee, Mr. Easley moved that the Board of Regents, upon the recommendation of the President of the University, approve the following guidelines as a point of departure for the University's further development of its relationship with the non-affiliated, private non-profit, Racer Foundation in order to provide additional institutional control as required by the National Collegiate Athletic Association (NCAA).

1. An annual budget of expenditures to be funded by the Racer Foundation must be prepared by the Director of Athletics and approved by the President of the University prior to any funds from the Racer Foundation being expended, requested, or obligated by or on behalf of the University. To the extent practicable, the budget shall delineate all specific expenditures known or expected as of the time the budget is so approved. The budget as planned and approved for the benefit of the University shall reflect spending priorities of the University only. Except as otherwise provided, any expenditure of funding from the Racer Foundation must be in accordance with the approved budget.
2. Any emergency or unexpected expenditure of funds, not included in the budget, by the Racer Foundation for the benefit of the University must be approved in advance by the President or his designee, the Vice President for Administrative Services. Any expenditure of this type in an amount less than \$500 will require no prior approval from these officials unless otherwise required by NCAA policy. Upon receipt of any necessary approval, all requests for the funding of emergency or unexpected expenditures by the Racer Foundation for the benefit of the University will be presented to the University Director of Athletics, who is the only athletic staff member authorized to forward requests for funding to the Racer Foundation.
3. Once a budgeted or emergency or unexpected request for funds has been approved by the designated University official and by the Racer Foundation, the appropriate funds will be transferred from the Racer Foundation to Murray State University and placed in an appropriate athletics account.

4. Financial statements, including a balance sheet and statements of income and expenditures as well as a detailed transactions list, from the Racer Foundation will be sent monthly to the President and Vice President for Administrative Services to keep them apprised of the financial condition of, and all income received and disbursements processed through, the Racer Foundation.
5. All expenditures by the Racer Foundation for or on behalf of the University shall be subject to an annual financial audit, in addition to any regular financial audit policies and procedures of the University, conducted for the University by a qualified auditor who is not a staff member of the University and who is selected either by the University President or the Vice President for Administrative Services. (NCAA Policy 6.2.3.1.)
6. All expenditures, of whatever nature or kind and regardless of origination, must be in conformity with applicable NCAA policy. It is the intent of the Board of Regents to comply with all NCAA policies relating to institutional control while preserving the Racer Foundation's non-affiliated status.

Mrs. McCoy seconded and the motion carried.

#### Audit Contract, revised

On behalf of the Finance/Audit Committee, Mr. Easley moved that the Board of Regents, upon the recommendation of the President of the University, authorize an increase in cost from \$49,634 to \$54,634 for the contract with Deloitte & Touche to perform the University's financial and compliance audits for the fiscal year ended June 30, 1999, for the addition of the audit of the Murray State Athletic Foundation.

Mrs. McCoy seconded and the roll was called with the following voting: Mrs. Buchanon, yes; Mr. Burich, yes; Mrs. Burr, yes; Mrs. Dial, yes; Mr. Earwood, yes; Mrs. Ford, yes; Mr. Lanier, yes; Mr. Lovett, yes; Mrs. McCoy, yes; Dr. Rudolph, yes; and Mr. Easley, yes. Motion carried.

Mrs. Buchanon moved that the Board of Regents convene into executive session to consider property acquisitions. Mrs. Ford seconded and the motion carried.

#### Executive Session

Executive Session began at 4:25 p.m. and ended at 4:42 p.m.

Regents Burich and Rudolph left the meeting for prior commitments.

#### Public Session

Motion to convene into public session was made by Mrs. Buchanon, seconded by Mrs. Ford. Motion carried and the Board reconvened at 4:42 p.m.

#### Acquisition of Property for Relocating Electric Substation

Mrs. Burr moved that the Board of Regents authorize the President to acquire, if he deems it advantageous to do so, real property for relocating the electric substation plant located on Highway 121.

Mrs. Ford seconded and the roll was called with the following voting: Mrs. Buchanon, yes; Mrs. Burr, yes; Mrs. Dial, yes; Mr. Earwood, yes; Mrs. Ford, yes; Mr. Lanier, yes; Mr. Lovett, yes; Mrs. McCoy, yes; and Mr. Easley, yes. Motion carried.

#### Dedication of Public Easement for Street

Mr. Easley stated that the Dedication of Public Easement For Street and this is the property immediately across from the Regional Special Events Center. It is an 87 square foot section of land at the extreme eastern end of a triangle right across and it simply permits a street to go across it. This is an easement to the City of Murray.

Todd Earwood moved, seconded by Wells Lovett.

The roll was called with the following voting: Mrs. Buchanan, yes; Mrs. Burr, yes; Mrs. Dial, yes; Mr. Earwood, yes; Mrs. Ford, yes; Mr. Lanier, yes; Mr. Lovett, yes; Mrs. McCoy, yes; and Mr. Easley, yes. Motion carried.

(See Attachment #12)

#### Purchase of Property in Hopkinsville

Mrs. McCoy moved that the Board of Regents authorize the President of the University to purchase up to 100 acres located to the south and/or southwest of Hopkinsville, Kentucky, for the West Regional Postsecondary Education Center at a purchase price not to exceed the appraised value as determined by a qualified appraiser. The purpose of this is to purchase from the MSU Foundation a portion of the property that they bought where the Postsecondary Education Center will go and simply to use a portion of the money that we are receiving from the state to do that.

Mrs. Buchanan seconded the roll was called with the following voting: Mrs. Buchanan, yes; Mrs. Burr, yes; Mrs. Dial, yes; Mr. Earwood, yes; Mrs. Ford, yes; Mr. Lanier, yes; Mr. Lovett, yes; Mrs. McCoy, yes; and Mr. Easley, yes. Motion carried.

#### Authorization to Sublease Buildings 3 and 4 of the Crisp Center

Mrs. Burr moved that the Board of Regents, upon the recommendation of the President of the University, authorize the University to sublease the buildings designated as Buildings 3 and 4 of the Crisp Center in Paducah through a Request for Proposal process.

Mrs. Ford seconded and the roll was called with the following voting: Mrs. Buchanan, yes; Mrs. Burr, yes; Mrs. Dial, yes; Mr. Earwood, yes; Mrs. Ford, yes; Mr. Lanier, yes; Mr. Lovett, yes; Mrs. McCoy, yes; and Mr. Easley, yes. Motion carried.

#### Resolutions, adopted

##### 1. Retiring Staff Members

Mrs. Dial moved, seconded by Mrs. Buchanan, that the following resolution for retiring staff members be adopted.

#### BOARD OF REGENTS MURRAY STATE UNIVERSITY Resolution

WHEREAS, the following staff members of Murray State University are retiring or have retired during the 1998-99 academic year:

Sarah L. Bryan, Athletics, 4 1/2 years  
Adrian B. Cloys, Facilities Management, 31 1/2 years  
John D. Cooper, Facilities Management, 26 1/2 years  
Claudene Darnell, Facilities Management, 10 1/2 years  
Elvis Green, Procurement Services, 13 1/2 years  
Sharon C. Greer, Breathitt Veterinary Center, 21 1/2 years  
Betty L. Kirks, Residence Life/Housing, 11 years  
Barbara A. Lax, Information Systems, 7 1/2 years  
Homer L. Lusk, Facilities Management, 26 years (deceased)  
D. Griselda Morgan, Food Services, 15 1/2 years  
Peggy S. Noel, Residence Life/Housing, 11 years  
James M. Ramsey, Facilities Management, 16 years  
Hafford W. Smith, Food Services, 15 years  
Estella K. Stepto, Family and Consumer Studies, 20 1/2 years  
Bartholmew J. Toth, Public Safety, 16 1/2 years  
Terry D. Tyler, Facilities Management, 25 years  
James Q. Wilson, Public Safety, 18 years  
Mary Ann Wilson, Admissions and Registrar, 22 1/2 years  
Barbara M. Yocum, Food Service, 8 1/2 years (deceased);

and

**WHEREAS**, they have served Murray State University faithfully, loyally, and professionally; and

**WHEREAS**, students and faculty of Murray State University are cognizant and appreciative of the vital support and services of these members; and

**WHEREAS**, they have performed their responsibilities in a dedicated and professional manner;

**NOW, THEREFORE, BE IT RESOLVED** that the University recognizes these individuals and their 321 collective total years of service to Murray State University; and

**BE IT FURTHER RESOLVED** that the Board of Regents expresses its deep and heartfelt appreciation to these staff members for their loyalty and devotion to the institution and their contributions to the betterment of the University.

\*\*\*

Upon call for a vote, the motion carried.

## 2. Retiring Faculty Members

Mr. Lanier, seconded by Mrs. Ford, moved that the following resolution be adopted for the Retiring Faculty Members.

### **BOARD OF REGENTS MURRAY STATE UNIVERSITY Resolution**

**WHEREAS**, the following faculty members of Murray State University are retiring or have retired during the 1998-99 academic year:

Anita Boss, Nursing, 9 years  
Karen Boyd, Art, 32 years  
Marlene Campbell, Computer Science and Information Systems, 15 years  
Bennie Cooper, Occupational Safety and Health, 20 years  
Sally DuFord, Family and Consumer Studies, 22 years  
Kent Forrester, English, 28 years  
Roy Hatton, History, 33 years  
Ben Humphreys, Elementary and Secondary Education, 37 years  
Cheryl Jackson, Nursing, 10 years  
Ruth Jacquot, Elementary and Secondary Education, 10 years  
Willis Jackson, Elementary and Secondary Education, 22 years  
Fred Shepard, Art, 36 years

**WHEREAS**, they have served Murray State University faithfully, loyally, and professionally, and

**WHEREAS**, they have served the students of Murray State University on a daily basis with warmth, understanding and concern,

**NOW, THEREFORE, BE IT RESOLVED** that the University recognizes these individuals and their collective total 274 years of service to Murray State University, and

**BE IT FURTHER RESOLVED** that the Board of Regents expresses its deep and heartfelt appreciation to these faculty members for their loyalty and devotion to the institution and their contributions to the betterment of the University.

\*\*\*

Upon call for the vote, the motion carried.

Mr. Lovett moved, seconded by Mrs. Ford, that the following resolution be adopted.

**BOARD OF REGENTS  
Murray State University  
Resolution of Appreciation**

**Todd Earwood**

**TODD EARWOOD** was elected President of the Student Government Association by his fellow students in April 1997. By virtue of the office, he served as a member of the Board of Regents from July 1, 1997, to June 30, 1999.

**IN HIS SERVICE AS A REGENT**, Todd exhibited maturity and a sense of responsibility worthy of a person any of age. While representing the interests of students with keen insight and vigor, he always did so with a paramount loyalty to his University.

**TODD EARWOOD** has been a major asset to Murray State University these past two years and throughout his years as a student. He has participated in two of Murray State University's most successful years as an institution and led his fellow students in celebrating the 75th anniversary of the founding of Murray State University.

**TODD EARWOOD** is a humble, sensitive and intelligent young man who maturely assessed his options before making decisions that determined the future of his University. Having been blessed with an outstanding parental heritage, he exhibited that stellar character in all his actions while a member of this Board.

**TODD EARWOOD** is a courageous and principled leader. In facing the slings and arrows often encountered by those who lead in times of change, he exhibited a grace under pressure rarely found in leaders today.

**NOW, THEREFORE, BE IT RESOLVED** on this 18th day of June 1999, that Todd's fellow Regents and friends on the Board of Regents of Murray State University join together in publicly thanking Todd Earwood for outstanding service to his University and do further resolve that this resolution be permanently preserved in the minutes as a statement of this Board's admiration and esteem for his many accomplishments.

\*\*\*

Upon call for the vote, the motion carried.

**Quarterly Meeting Dates, scheduled**

Following a lengthy discussion, the following dates were scheduled for the 1999-2000 quarterly meetings of the Murray State University Board of Regents:

Friday, September 17, 1999 (summer meeting)  
Friday, December 10, 1999 (fall meeting)  
Friday, February 11, 2000 (winter meeting)  
Friday, May 26, 2000 (spring meeting)

Other dates to remember:

September 26-27, 1999, CPE Trusteeship Conference  
October 16, 1999, Homecoming  
May 3, 2000, Commencement

**Election of Officers**

Chair Easley reviewed the Bylaws regarding the election of officers.

For the office of Chair, the Secretary alphabetically called the roll for nominations. Mrs. Buchanan nominated Mr. Sid Easley. All other members passed. The Secretary reported one nomination for Chair:

Mr. Sid Easley. Mrs. Ford moved, seconded by Mrs. Buchanan, that Mr. Easley be elected by acclamation. Motion passed. The Vice Chair stated Sid Easley elected Chair for 1999-2000.

For the office of Vice Chair, the Secretary alphabetically called the roll for nominations. Mrs. Buchanan nominated Mrs. Beverly Ford. All other members passed. There being no other nominations, the Secretary reported one nomination for Vice Chair: Mrs. Ford. Mrs. Buchanan moved, seconded by Mr. Lovett, that Mrs. Ford be elected by acclamation. Motion passed. The Chair stated Beverly Ford elected Vice Chair for 1999-2000.


For the office of Secretary, the Secretary alphabetically called the roll for nominations. Mrs. Buchanan nominated Sandra Rogers. All other members passed. There being no other nominations, the Secretary reported one nomination for Secretary: Mrs. Rogers. Mrs. McCoy moved, seconded by Mrs. Ford, that Mrs. Rogers be elected by acclamation. Motion passed. The Chair stated Sandra Rogers elected Secretary for 1999-2000.

Mr. Easley appointed Mr. Tom Denton as Treasurer of the Board.

### Meeting Adjourned

There being no further business to come before the Board, Mrs. Ford moved, seconded by Mrs. Buchanan, that the meeting adjourn. The meeting adjourned at 5:15 p.m.

Chair \_\_\_\_\_

  
Secretary

### Oath of Office Administered to Brandon Kirkham

Following the meeting, the Oath of Office was administered to Mr. Brandon Kirkham by Chair Sid Easley. Mr. Kirkham is President of the Murray State University Student Government Association which qualifies him to serve as Student Regent. He will be serving for the term, July 1, 1999, to July 1, 2000.



**Murray State University**

# **Financial Report**

**FOR THE PERIOD**

**July 1, 1998 - March 31, 1999**

**SUBMITTED TO  
THE PRESIDENT  
AND  
BOARD OF REGENTS**

**June 18, 1999**

# Murray State University

P O BOX 9  
MURRAY KY 42071-0009

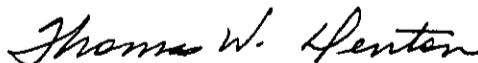
April 19, 1999

President Kern Alexander  
Members of the Board of Regents  
Murray State University  
Murray, KY 42071

Dear President Alexander and Members of the Board:

Attached is the Financial Report of Murray State University for the period July 1, 1998 through March 31, 1999.

Contents	Page
Current Unrestricted Funds - Balance Sheet.....	1
Current Unrestricted Funds - Summary of Changes and Allocations in Fund Balance.....	2
Current Unrestricted Funds - Summary of Budget Adjustments.....	3
Current Unrestricted Funds - E & G - Schedule of Revenues by Source, Expenditures by Function, and Other Changes.....	4
Current Unrestricted Funds - Auxiliaries - Schedule of Revenues by Source, Expenditures by Function, and Other Changes.....	5
Current Unrestricted Funds - Auxiliaries - Schedule of Revenues, Expenditures, and Other Changes by Unit.....	6
Current Restricted Funds - Revenues by Source, Expenditures by Function, and Other Changes.....	7
Current Unrestricted Funds - Schedule of Revenues.....	8-10
Plant Funds - Balance Sheet.....	11
Plant Funds - Statement of Changes in Fund Balance.....	12
Plant Funds - Schedule of Revenues and Expenditures.....	13
Plant Funds - Schedule of Revenues and Expenditures by Project .....	14-15
Notes to Financial Report.....	16-18



Thomas W. Denton  
Vice President for

Administrative Services

*Equal education and employment opportunities M/F/D, AA employer*

maf

MURRAY STATE UNIVERSITY  
CURRENT UNRESTRICTED FUNDS  
UNAUDITED BALANCE SHEET  
As of March 31, 1999  
With Comparative Figures as of March 31, 1998

	1998-99			
	Educational and General	Auxiliaries	Total	1997-98
<b>ASSETS</b>				
Cash and cash equivalents (Note 2)	\$ 18,669,880	\$ 1,948,032	\$ 20,617,912	\$ 22,643,734
Inventories (Note 3)	308,629	786,440	1,095,069	838,841
Prepaid expenses	18,571	267	18,838	4,182
Accounts and loans receivable, net	1,268,365	586,283	1,854,648	1,412,428
Interest receivable	342,779	35,070	377,849	418,869
Due from other funds	119,836	-	119,836	77,511
Total assets	<u>\$ 20,728,060</u>	<u>\$ 3,356,092</u>	<u>\$ 24,084,152</u>	<u>\$ 25,395,565</u>
<b>LIABILITIES AND FUND BALANCE</b>				
Liabilities:				
Accounts payable	\$ 75,506	\$ 47	\$ 75,553	\$ 870,636
Accrued expenses	1,958	-	1,958	2,447
Accrued compensated absences	1,250,704	86,440	1,337,144	1,284,194
Health and life insurance liability	830,122	-	830,122	206,836
Racer card liability	-	70,607	70,607	58,847
Deposits	2,208	287,892	290,100	318,534
Deferred revenue	2,016	-	2,016	-
Due to other funds	1,430	-	1,430	-
Total liabilities	<u>\$ 2,163,944</u>	<u>\$ 444,986</u>	<u>\$ 2,608,930</u>	<u>\$ 2,741,494</u>
Fund Balance:				
Beginning fund balance - July 1	\$ 10,557,572	\$ 868,386	\$ 11,425,958	\$ 9,718,118
Additions/(deductions) - year to date	8,006,544	2,042,720	10,049,264	12,935,953
Total fund balance	<u>\$ 18,564,116</u>	<u>\$ 2,911,106</u>	<u>\$ 21,475,222</u>	<u>\$ 22,654,071</u>
Total liabilities and fund balance	<u>\$ 20,728,060</u>	<u>\$ 3,356,092</u>	<u>\$ 24,084,152</u>	<u>\$ 25,395,565</u>

MURRAY STATE UNIVERSITY  
CURRENT UNRESTRICTED FUNDS  
UNAUDITED SUMMARY OF CHANGES AND ALLOCATIONS IN FUND BALANCE  
For the Period July 1, 1998 through March 31, 1999  
With Comparative Figures for the Period Ended March 31, 1998

	1998-99			1997-98
	Educational and General	Auxiliaries	Total	
<b>Fund Balance - beginning July 1</b>				
Working capital	\$ 1,815,333	\$ 444,568	\$ 2,259,901	\$ 1,673,793
Reserve for self insurance	900,000	-	900,000	900,000
Reserve for revenue contingency	798,371	-	798,371	872,956
Encumbrances	685,729	3,903	689,632	454,858
Carryovers	6,358,139	419,915	6,778,054	5,816,511
<b>Total fund balance - beginning July 1</b>	<b>\$ 10,557,572</b>	<b>\$ 868,386</b>	<b>\$ 11,425,958</b>	<b>\$ 9,718,118</b>
<b>Increase/(decrease) - year to date</b>				
Revenues	\$ 67,580,881	\$ 13,078,340	\$ 80,659,221	\$ 73,488,806
Expenditures	(57,141,434)	(9,983,720)	(67,125,154)	(59,204,510)
Mandatory transfers				
Debt service	(2,481,657)	(714,580)	(3,196,237)	(1,462,372)
Loan match	(1,041)	-	-	(1,202)
Non-Mandatory transfers				
To CERR	(1,156,507)	-	(1,156,507)	(441,451)
From CERR	2,306,997	-	2,306,997	954,923
To plant funds	(1,320,015)	(260,000)	(1,580,015)	(541,777)
From plant funds	142,000	-	142,000	11,684
From restricted fund	-	-	-	131,865
To educational and general	77,320	(77,320)	-	-
From educational and general	-	-	-	-
Transfer to retirement of indebtedness	-	-	-	-
Other changes	-	-	-	(13)
<b>Total year to date increase/(decrease) in fund balance</b>	<b>\$ 8,006,544</b>	<b>\$ 2,042,720</b>	<b>\$ 10,050,305</b>	<b>\$ 12,935,953</b>
<b>Fund Balance - ending March 31</b>				
Working capital	\$ 1,919,773	\$ 1,372,723	\$ 3,292,496	\$ 2,670,138
Reserve for self insurance	900,000	-	900,000	900,000
Reserve for revenue contingency	798,371	-	798,371	872,956
Encumbrances	1,264,745	19,625	1,284,370	1,280,803
Carryovers	6,358,139	419,915	6,778,054	5,816,511
Unallocated	7,323,088	1,098,843	8,421,931	11,113,663
<b>Total fund balance - ending March 31</b>	<b>\$ 18,564,116</b>	<b>\$ 2,911,106</b>	<b>\$ 21,475,222</b>	<b>\$ 22,654,071</b>

MURRAY STATE UNIVERSITY  
CURRENT UNRESTRICTED FUNDS  
UNAUDITED SCHEDULE OF BUDGET ADJUSTMENTS  
For the Period July 1, 1998 through March 31, 1999  
With Comparative Figures for the Period Ended March 31, 1998

	1998-99		1997-98	
	Original Budget	Adjustments/ Revisions	Current Budget Per Report	Budget Per Report
<b>Revenues</b>				
Educational and General	\$ 75,654,010			
Prior year carryovers (Note 5)		6,392,725		
Prior year encumbrances (Note 5)		685,729		
Budget increases		2,637,994		
Various account adjustments		10,490		
Total Educational and General	<u>\$ 75,654,010</u>	<u>\$ 9,726,938</u>	<u>\$ 85,380,948</u>	<u>\$ 78,204,592</u>
Auxiliary Enterprises	\$ 14,193,256			
Prior year carryovers (Note 5)		630,883		
Prior year encumbrances (Note 5)		3,903		
Budget increases		17,319		
Various account adjustments		-		
Total Auxiliary Enterprises	<u>\$ 14,193,256</u>	<u>\$ 652,105</u>	<u>\$ 14,845,361</u>	<u>\$ 13,848,238</u>
<b>Total Revenues</b>	<u>\$ 89,847,266</u>	<u>\$ 10,379,043</u>	<u>\$ 100,226,309</u>	<u>\$ 92,052,830</u>
<b>Expenditures</b>				
Educational and General	\$ 75,654,010			
Prior year carryovers (Note 5)		6,392,725		
Prior year encumbrances (Note 5)		685,729		
Budget increases		2,637,994		
Various account adjustments		10,490		
Total Educational and General	<u>\$ 75,654,010</u>	<u>\$ 9,726,938</u>	<u>\$ 85,380,948</u>	<u>\$ 78,204,592</u>
Auxiliary Enterprises	\$ 14,193,256			
Prior year carryovers (Note 5)		630,883		
Prior year encumbrances (Note 5)		3,903		
Budget increases		17,319		
Various account adjustments		-		
Total Auxiliary Enterprises	<u>\$ 14,193,256</u>	<u>\$ 652,105</u>	<u>\$ 14,845,361</u>	<u>\$ 13,848,238</u>
<b>Total Expenditures</b>	<u>\$ 89,847,266</u>	<u>\$ 10,379,043</u>	<u>\$ 100,226,309</u>	<u>\$ 92,052,830</u>

MURRAY STATE UNIVERSITY  
**CURRENT UNRESTRICTED FUNDS - EDUCATIONAL AND GENERAL**  
**UNAUDITED SCHEDULE OF REVENUES BY SOURCE, EXPENDITURES BY FUNCTION, AND OTHER CHANGES**  
For the Period July 1, 1998 through March 31, 1999  
With Comparative Figures for the Period Ended March 31, 1998

	1998-99			1997-98	
	Current Budget	Fiscal Year Actual	Actual % Budget	Fiscal Year Actual	Actual % Budget
<b>REVENUES</b>					
Tuition and fees (Note 6)	\$ 25,678,562	\$ 24,403,697	95%	\$ 22,344,127	94%
State appropriation	46,878,300	37,820,400	81%	34,393,300	79%
Indirect cost reimbursement	129,754	113,684	88%	266	0%
Sales and services of educational departments	1,667,150	1,860,570	112%	1,702,069	76%
Other sources	3,948,728	3,382,530	86%	2,711,431	108%
Prior year carryovers and encumbrances (Note 5)	7,078,454	-	N/A	-	0%
Total revenues	<u>\$ 85,380,948</u>	<u>\$ 67,580,881</u>	<u>79%</u>	<u>\$ 61,151,193</u>	<u>78%</u>
<b>EXPENDITURES (Note 7)</b>					
Instruction	\$ 34,558,309	\$ 23,701,408	69%	\$ 21,240,221	67%
Research	1,264,057	623,884	49%	592,105	60%
Public service	3,784,529	2,611,763	69%	2,373,319	65%
Academic support	3,767,919	2,558,771	68%	2,179,501	66%
Library	2,925,610	2,076,136	71%	1,881,694	70%
Student services	6,751,338	4,969,281	74%	4,452,220	78%
Institutional support	10,899,008	6,926,122	64%	5,464,783	57%
Operation and maintenance of plant	11,091,069	7,471,105	67%	6,127,393	57%
Scholarships	5,749,801	6,202,964	108%	5,247,264	97%
Total expenditures	<u>\$ 80,791,640</u>	<u>\$ 57,141,434</u>	<u>71%</u>	<u>\$ 49,558,500</u>	<u>67%</u>
<b>TRANSFERS IN (OUT) AND OTHER CHANGES</b>					
Mandatory transfers					
Consolidated educational bond sinking fund	\$ (3,543,183)	\$ (2,481,657)	N/A	\$ (830,877)	N/A
Loan fund match	(9,819)	(1,041)	N/A	(1,202)	N/A
Non-mandatory transfers					
Transfers to CERR (Note 8)	(1,263,603)	(1,156,507)	N/A	(441,451)	N/A
Transfers from CERR (Note 8)	1,410,902	2,306,997	N/A	954,923	N/A
Transfers to unexpended plant fund (Note 8)	(1,268,515)	(1,320,015)	N/A	(430,277)	N/A
Transfers from unexpended plant fund (Note 8)	273,882	142,000	N/A	11,684	N/A
Transfers from auxiliaries	77,320	77,320	N/A	77,320	N/A
Transfers from restricted	-	-	N/A	131,865	N/A
Transfers to auxiliaries	-	-	N/A	-	N/A
Transfers to retirement of indebtedness	(266,292)	-	N/A	-	N/A
Other transfers	-	-	N/A	(13)	N/A
Total transfers and other changes	<u>\$ (4,589,308)</u>	<u>\$ (2,432,903)</u>	<u>N/A</u>	<u>\$ (528,028)</u>	<u>N/A</u>
Total expenditures, transfers and other changes	<u>\$ 85,380,948</u>	<u>\$ 59,574,337</u>	<u>70%</u>	<u>\$ 50,086,528</u>	<u>64%</u>
Net change in fund balance		<u>\$ 8,006,544</u>		<u>\$ 11,064,665</u>	

MURRAY STATE UNIVERSITY  
 CURRENT UNRESTRICTED FUNDS - AUXILIARIES  
 UNAUDITED SCHEDULE OF REVENUES BY SOURCE, EXPENDITURES BY FUNCTION, AND OTHER CHANGES  
 For the Period July 1, 1998 through March 31, 1999  
 With Comparative Figures for the Period Ended March 31, 1998

	1998-99			1997-98	
	Current Budget	Fiscal Year Actual	Actual % Budget	Fiscal Year Actual	Actual % Budget
<b>REVENUES</b>					
Food services	\$ 4,482,820	\$ 4,402,291	98%	\$ 4,116,137	96%
Housing services	5,590,846	4,639,820	83%	4,479,478	85%
Bookstore	3,384,340	3,261,234	96%	3,111,247	99%
Curris Center	190,809	158,280	83%	164,856	87%
University parking	400,484	479,195	120%	320,525	136%
Racer card administration	67,437	46,963	70%	49,286	74%
Vending and manual commissions	93,508	90,557	97%	96,084	104%
Prior year carryovers and encumbrances (Note 5)	635,117	-	N/A	-	0%
Total revenues	<u>\$ 14,845,361</u>	<u>\$ 13,078,340</u>	<u>88%</u>	<u>\$ 12,337,613</u>	<u>89%</u>
<b>EXPENDITURES (Note 7)</b>					
Food services	\$ 4,010,588	\$ 2,809,936	70%	\$ 2,574,396	64%
Housing services	5,341,668	3,489,901	65%	3,090,293	63%
Bookstore	3,124,037	2,869,303	92%	3,072,145	112%
Curris Center	605,775	489,244	81%	489,284	80%
University parking	654,377	215,617	33%	280,229	56%
Racer card administration	67,621	39,243	58%	55,300	84%
Vending and manual commissions	195,063	70,476	36%	84,363	51%
Total expenditures	<u>\$ 13,999,129</u>	<u>\$ 9,983,720</u>	<u>71%</u>	<u>\$ 9,646,010</u>	<u>74%</u>
<b>TRANSFERS IN (OUT) AND OTHER CHANGES</b>					
Mandatory transfers					
Housing and dining bond sinking fund	\$ (728,912)	\$ (714,580)	N/A	\$ (631,495)	N/A
Non-mandatory transfers					
To unexpended plant fund (note 8)	(40,000)	(260,000)	N/A	(111,500)	N/A
Transfers from unexpended plant fund (Note 8)	-	-	N/A	-	N/A
Transfers to educational and general	(77,320)	(77,320)	N/A	(77,320)	N/A
Transfers from educational and general	-	-	N/A	-	N/A
Other changes	-	-	N/A	-	N/A
Total transfers and other changes	<u>\$ (846,232)</u>	<u>\$ (1,051,900)</u>	<u>N/A</u>	<u>\$ (820,315)</u>	<u>N/A</u>
Total expenditures, transfers and other changes	<u>\$ 14,845,361</u>	<u>\$ 11,035,620</u>	<u>74%</u>	<u>\$ 10,466,325</u>	<u>76%</u>
Net change in fund balance		<u>\$ 2,042,720</u>		<u>\$ 1,871,288</u>	

MURRAY STATE UNIVERSITY  
 CURRENT UNRESTRICTED FUNDS - AUXILIARIES  
 UNAUDITED SCHEDULE OF REVENUES, EXPENDITURES, AND OTHER CHANGES BY UNIT  
 For the Period July 1, 1998 through March 31, 1999  
 With Comparative Figures for the Period Ended March 31, 1998

	Food Services	Housing Services	Bookstore	Curris Center	University Parking	Racer Card Administration	Vending and Manual Commissions	Prior Year Carryovers & Encumbrances	Total
<b>1998-99</b>									
<b>REVENUES</b>									
Current Budget	\$ 4,482,820	\$ 5,590,846	\$ 3,384,340	\$ 190,809	\$ 400,484	\$ 67,437	\$ 93,508	\$ 635,117	\$ 14,845,361
Fiscal Year Actual	4,402,291	4,639,820	3,261,234	158,280	479,195	46,963	90,557	-	13,078,340
Actual % Budget	98%	83%	96%	83%	120%	70%	97%	N/A	88%
<b>DISBURSEMENTS</b>									
Current Budget	\$ 4,010,588	\$ 5,341,668	\$ 3,124,037	\$ 605,775	\$ 654,377	\$ 67,621	\$ 195,063	\$ -	\$ 13,999,129
Fiscal Year Actual	2,809,936	3,489,901	2,869,303	489,244	215,617	39,243	70,476	-	9,983,720
Actual % Budget	70%	65%	92%	81%	33%	58%	36%	N/A	71%
<b>TRANSFERS IN (OUT) AND OTHER CHANGES</b>									
	\$ (93,568)	\$ (881,012)	\$ (77,320)	\$ -	\$ -	\$ -	\$ -	\$ -	\$ (1,051,900)
<b>NET CHANGE IN FUND BALANCE</b>									
	<u>\$ 1,498,787</u>	<u>\$ 268,907</u>	<u>\$ 314,611</u>	<u>\$ (330,964)</u>	<u>\$ 263,578</u>	<u>\$ 7,720</u>	<u>\$ 20,081</u>	<u>\$ -</u>	<u>\$ 2,042,720</u>
<b>1997-98</b>									
<b>REVENUES</b>									
Fiscal Year Actual	\$ 4,116,137	\$ 4,479,478	\$ 3,111,247	\$ 164,856	\$ 320,525	\$ 49,286	\$ 96,084	\$ -	\$ 12,337,613
Actual % Budget	96%	85%	99%	87%	136%	74%	104%	N/A	89%
<b>DISBURSEMENTS</b>									
Fiscal Year Actual	\$ 2,574,396	\$ 3,090,293	\$ 3,072,145	\$ 489,284	\$ 280,229	\$ 55,300	\$ 84,363	\$ -	\$ 9,646,010
Actual % Budget	64%	63%	112%	80%	56%	84%	51%	N/A	74%
<b>TRANSFERS IN (OUT) AND OTHER CHANGES</b>									
	\$ (71,273)	\$ (671,722)	\$ (77,320)	\$ -	\$ -	\$ -	\$ -	\$ -	\$ (820,315)
<b>NET CHANGE IN FUND BALANCE</b>									
	<u>\$ 1,470,468</u>	<u>\$ 717,463</u>	<u>\$ (38,218)</u>	<u>\$ (324,428)</u>	<u>\$ 40,296</u>	<u>\$ (6,014)</u>	<u>\$ 11,721</u>	<u>\$ -</u>	<u>\$ 1,871,288</u>

MURRAY STATE UNIVERSITY  
**CURRENT RESTRICTED FUNDS**  
**UNAUDITED SCHEDULE OF REVENUES BY SOURCE, EXPENDITURES BY FUNCTION AND OTHER CHANGES**  
For the Period July 1, 1998 through March 31, 1999  
With Comparative Figures for the Period Ended March 31, 1998

	1998-99			1997-98	
	Current Budget	Fiscal Year Actual	Actual % Budget	Fiscal Year Actual	Actual % Budget
<b>Revenues</b>					
Federal funds					
Pell	\$ 4,616,482	\$ 4,612,623	100%	\$ 4,085,653	101%
SEOG	287,900	287,900	100%	292,325	93%
Workstudy	511,960	329,095	64%	320,420	64%
Grants and contracts	2,292,503	1,760,854	77%	1,906,657	53%
Total federal funds	<u>\$ 7,708,845</u>	<u>\$ 6,990,472</u>	<u>91%</u>	<u>\$ 6,605,055</u>	<u>78%</u>
State grants and contracts	4,993,229	2,370,667	47%	2,088,617	95%
Other grants and contracts	441,791	804,518	182%	163,113	106%
Total revenues	<u>\$ 13,143,865</u>	<u>\$ 10,165,657</u>	<u>77%</u>	<u>\$ 8,856,785</u>	<u>82%</u>
<b>Expenditures</b>					
Educational and general					
Instruction	\$ 3,561,842	\$ 1,395,839	39%	\$ 1,349,814	64%
Research	1,553,279	719,280	46%	755,692	51%
Public service	753,408	403,832	54%	344,816	53%
Library	36,956	36,956	100%	24,138	101%
Academic support	403,853	460,587	114%	500,944	89%
Student services	489,199	240,286	49%	233,259	53%
Institutional support	45,692	45,692	100%	58,510	101%
Operation and maintenance of plant	16,029	9,328	58%	2,365	14%
Scholarship and financial aid	6,246,280	6,380,742	102%	5,552,589	108%
Total educational and general	<u>\$ 13,106,538</u>	<u>\$ 9,692,542</u>	<u>74%</u>	<u>\$ 8,822,127</u>	<u>84%</u>
Auxiliary enterprises	<u>\$ 37,327</u>	<u>\$ 37,327</u>	<u>100%</u>	<u>\$ 34,658</u>	<u>100%</u>
Total current restricted expenditures	<u>\$ 13,143,865</u>	<u>\$ 9,729,869</u>	<u>74%</u>	<u>\$ 8,856,785</u>	<u>83%</u>
<b>TRANSFERS IN (OUT) AND OTHER CHANGES</b>					
Non-mandatory transfers					
To unexpended plant	\$ -	\$ (435,788)	N/A	\$ -	N/A
Total transfers and other changes	<u>\$ -</u>	<u>\$ (435,788)</u>	<u>N/A</u>	<u>\$ -</u>	<u>N/A</u>
Total expenditures, transfers and other changes	<u>\$ 13,143,865</u>	<u>\$ 10,165,657</u>	<u>77%</u>	<u>\$ 8,856,785</u>	<u>83%</u>
Net change in fund balance		<u>0</u>		<u>0</u>	

MURRAY STATE UNIVERSITY  
CURRENT UNRESTRICTED FUNDS  
UNAUDITED SCHEDULE OF REVENUES  
For the Period July 1, 1998 through March 31, 1999  
With Comparative Figures for the Period Ended March 31, 1998

EDUCATIONAL AND GENERAL	1998-99	1997-98
Tuition and fees:		
Fall tuition	\$ 10,653,652	\$ 9,870,660
Spring tuition	10,074,050	9,307,439
Summer II tuition	669,355	628,052
Summer I tuition	9,225	2,679
Miscellaneous tuition	1,213	558
Student activity fees	1,912,190	1,743,921
Other fees	1,084,012	790,818
Total tuition and fees	<u>\$ 24,403,697</u>	<u>\$ 22,344,127</u>
State appropriations:		
Total state appropriations	<u>\$ 37,820,400</u>	<u>\$ 34,393,300</u>
Indirect cost reimbursements:		
Federal and state indirect cost reimbursements	\$ 113,684	\$ 266
Other indirect cost reimbursements	-	-
Total indirect cost reimbursements	<u>\$ 113,684</u>	<u>\$ 266</u>
Sales and services of educational departments:		
Access workshop	\$ -	\$ -
Archeology service center	4,926	13,325
Art auction	4,419	5,363
Art cash sales	21,614	15,703
Art workshops	3,970	3,785
Hancock biological station	3,847	1,142
Breathitt veterinary center	185,034	152,969
Chemical services	1,780	50
Child development center	10,700	9,970
Christmas in Germany	-	800
Clinical services	13,872	13,272
Environmental education workshop	8,786	4,469
Fall business education conference	640	840
Foreign language service center	-	-
Home economic travel study tour	4,000	-
Hong Kong MBA	-	-
Institute for International Studies	492,121	559,656
Jesse Stuart collection	-	-
Journalism and mass communication	21	-
Journalism workshop	1,611	1,229
Keyboard recruiting	280	1,065
Kentucky Institute for International Studies (KIIS)	672,655	641,310
Learning center	15,109	15,111
MARC service center	687	1,526
MSU News advertising	32,659	57,370
MSU x-ray lab	960	16,250
Music workshops	-	1,015
Office systems service center	219	108
Pediatric assessment	-	-
Public relations book marketing	272	-
Psychology center	1,894	-
Recording studio	1,288	735
Recruitment and retention	1,757	-
RSEC	183,971	-
Russian experience	-	-
Safety engineering and health workshop	-	-
School service office	-	-
Shield	55,710	43,256
Summer writing workshop	-	-
University theater	13,589	11,593
TV studio	-	95
University farms	114,154	126,093

MURRAY STATE UNIVERSITY  
CURRENT UNRESTRICTED FUNDS  
UNAUDITED SCHEDULE OF REVENUES (cont.)  
For the Period July 1, 1998 through March 31, 1999  
With Comparative Figures for the Period Ended March 31, 1998

	1998-99	1997-98
<b>Educational and General (cont.)</b>		
Sales and services of educational departments (cont.):		
VPAS copy account	\$ 3,134	\$ -
Waterfield center	68	75
Well water testing	4,823	3,894
Total sales and services of educational departments	\$ 1,860,570	\$ 1,702,069
<b>Other Sources:</b>		
Academic computing	\$ 2,081	\$ 1,450
Agriculture technology	-	-
Arts and humanities summer institute	251	-
Athena festival	845	-
Athletics	447,109	349,133
Athletics - concessions	41,588	134,478
Athletics - football playoff	-	-
Athletics - guarantess	273,000	83,460
Athletics - marketing	-	1,863
Athletic camps -		
Baseball clinic	4,680	-
Golf	5,410	5,400
Mens' basketball	3,900	1,795
Ladies' basketball	95	-
Soccer	-	-
Tennis	4,685	(205)
Athletics - NCAA revenue	(1,952)	19,520
Athletics - OVC tournament	1,031	-
Athletics - programs	7,282	4,247
Athletics - regional tournaments		
Boys'	55,370	46,666
Girls'	36,047	25,414
Concessions	-	-
Bad debt expense recovery	12,990	9,509
Black student leadership conference	-	11,421
Campus lights	8,050	6,721
Campus recreation	705	585
Celebrate women	80	-
Center for economic education	3,369	2,602
Center for education, finance and law	2,500	-
Central stores	1,256	1,262
Chemistry breakage fees	3,426	2,969
Community education	-	232
Conferences and workshops	213,282	105,421
Consolidated educational revenue interest	917,985	771,161
Ag summit technology day	4,850	-
Delinquent account fees	5,032	-
Elderhostel programs	18,815	-
Engineering institute	43,333	-
Environmental consortium of mid-America	665	1,750
Fixed price contract residuals	-	21,875
Cooperative education and placement	12,481	8,039
Counseling and testing	12,847	10,797
Festival of champions	29,784	31,684
Forensics team	3,667	2,846
Graphic arts technology	645	2,018
Hazardous materials training	41,101	40,439
International student orientation	2,510	2,545
Intramurals	9,946	6,921
Kentucky honors roundtable	-	-
KLEPFT supplemental	19,639	-
Library - census microfilm	-	235
Library - copy service	38,959	41,964
Library - fines	10,024	10,840
Library - inter library loan	648	654
Library - other	4,644	5,020
Lifelong learning	14,010	-
West Kentucky livestock and exposition center	89,336	91,983
Madrigal dinner	7,650	-
Magic silver show	-	1,960
Meal management luncheons	476	544
Music recital	920	1,087
National student exchange	2,000	2,000

MURRAY STATE UNIVERSITY  
**CURRENT UNRESTRICTED FUNDS**  
**UNAUDITED SCHEDULE OF REVENUES (cont.)**  
For the Period July 1, 1998 through March 31, 1999  
With Comparative Figures for the Period Ended March 31, 1998

	1998-99	1997-98
<b>Educational and General (cont.)</b>		
Other Sources (cont.):		
Nursing continuing education	\$ 120	\$ -
Operating fund interest	250,496	262,461
Other	253,530	194,737
Perkins loan recovery	4,115	4,165
Post office box rental	3,466	3,284
Post office contract	5,333	5,333
Printing	21,876	24,188
Psychology copy account	-	-
Quad state band festival	26,813	21,181
Recycling program	1,934	5,247
Regensburg exchange	91,224	83,216
Rentals	21,669	17,556
Robotics camp	875	-
Rodeo	-	5,747
ROTC equipment	-	-
Sale of surplus property	20,903	13,230
Senior breakfast	-	-
Special education technology center	641	-
Stocker calves project	-	-
String prep program	7,230	7,434
Student government association	95,396	33,058
Student support for learning disabilities	2,490	-
Summer challenge	-	-
Summer chess camp	-	-
Summer computer science workshop	260	-
Summer orientation	28,921	16,670
Super Saturdays	13,525	13,055
Technology center	15,326	14,385
Telecommunications commission	68,255	87,026
Welcome back program	1,441	8,057
Wellness center	-	-
West Kentucky environmental education consortium	4,162	3,470
Wickliffe Mounds gift shop	3,009	3,607
Wickliffe Mounds research center	11,186	14,019
WQTV advertising	8,077	-
Young authors camp	1,210	-
Total other sources	<u>\$ 3,382,530</u>	<u>\$ 2,711,431</u>
<b>Total educational and general</b>	<u><b>\$ 67,580,881</b></u>	<u><b>\$ 61,151,193</b></u>
 <b>AUXILIARY ENTERPRISES</b>		
Food services	\$ 4,402,291	\$ 4,116,137
Housing services	4,639,820	4,479,478
Bookstore	3,261,234	3,111,247
Curris center	158,280	164,856
University parking - fines	154,748	147,300
University parking - permits	320,105	164,360
University parking - other	4,342	8,865
Racer card administration	46,963	49,286
Vending and manual commissions	90,557	96,084
<b>Total auxiliary enterprises</b>	<u><b>\$ 13,078,340</b></u>	<u><b>\$ 12,337,613</b></u>
<b>Total current unrestricted revenues</b>	<u><b>\$ 80,659,221</b></u>	<u><b>\$ 73,488,806</b></u>

MURRAY STATE UNIVERSITY  
PLANT FUNDS  
UNAUDITED BALANCE SHEET  
As of March 31, 1999  
With Comparative Figures as of March 31, 1998

	1998-99					
	Unexpended Plant	Renewal And Replacement	Retirement Of Indebtedness	Investment In Plant	Total	1997-98
<b>SETS</b>						
Cash and cash equivalents	\$ 3,144,420	\$ 2,669,878	\$ 183,536	\$ -	\$ 5,997,834	\$ 5,867,635
Investments	-	-	4,041,357	-	4,041,357	4,525,675
Interest receivable	7,632	57,168	230,767	-	295,567	143,588
Accounts receivable	-	-	-	-	-	-
Discount on bonds	17,713	-	-	371,227	388,940	444,905
Premium on bonds	-	-	-	-	-	(5,166)
Due from other funds	1,430	964,628	-	-	966,058	1,075,000
Assets held by Foundation	-	-	-	592,278	592,278	342,278
Property, plant and equipment	-	-	-	197,989,585	197,989,585	165,014,751
<b>Total assets</b>	<b>\$ 3,171,195</b>	<b>\$ 3,691,674</b>	<b>\$ 4,455,660</b>	<b>\$ 198,953,090</b>	<b>\$ 210,271,619</b>	<b>\$ 177,408,666</b>
<b>LIABILITIES AND FUND BALANCE</b>						
<b>Liabilities:</b>						
Interest payable	\$ -	\$ -	\$ -	\$ -	\$ -	\$ -
Accounts payable	-	-	-	-	-	-
Due to other funds	17,875	-	-	-	17,875	21,655
Notes payable	-	-	-	330,014	330,014	400,000
Bonds payable	740,794	-	-	22,117,322	22,858,116	28,660,266
Obligations capital leases	-	-	-	2,494,855	2,494,855	123,741
Other obligations	-	-	-	913,096	913,096	-
<b>Total liabilities</b>	<b>\$ 758,669</b>	<b>\$ -</b>	<b>\$ -</b>	<b>\$ 25,855,287</b>	<b>\$ 26,613,956</b>	<b>\$ 29,205,662</b>
<b>Fund Balance:</b>						
Beginning fund balance - July 1	\$ 2,488,782	\$ 4,538,408	\$ 4,372,965	\$ 166,630,849	\$ 178,031,004	\$ 143,997,365
Additions/(deductions) - YTD	(76,256)	(846,734)	82,695	6,466,954	5,626,659	4,205,639
<b>Total fund balance</b>	<b>\$ 2,412,526</b>	<b>\$ 3,691,674</b>	<b>\$ 4,455,660</b>	<b>\$ 173,097,803</b>	<b>\$ 183,657,663</b>	<b>\$ 148,203,004</b>
<b>Total liabilities and fund balance</b>	<b>\$ 3,171,195</b>	<b>\$ 3,691,674</b>	<b>\$ 4,455,660</b>	<b>\$ 198,953,090</b>	<b>\$ 210,271,619</b>	<b>\$ 177,408,666</b>

MURRAY STATE UNIVERSITY  
PLANT FUNDS  
UNAUDITED STATEMENT OF CHANGES IN FUND BALANCE  
As of March 31, 1999  
With Comparative Figures as of March 31, 1998

	1998-99				Total	1997-98
	Unexpended Plant	Renewal and Replacement	Retirement of Indebtedness	Investment in Plant		
<b>REVENUES AND OTHER ADDITIONS:</b>						
Buildings	\$ -	\$ -	\$ -	\$ -	\$ -	\$ 428,800
Construction in progress	-	-	-	1,798,245	1,798,245	1,434,931
Equipment	-	-	-	2,610,010	2,610,010	897,713
Improvements other than buildings	-	-	-	478,118	478,118	509,524
Land	-	-	-	-	-	-
Library books	-	-	-	1,003,111	1,003,111	932,325
Donated assets	-	-	-	23,750	23,750	48,102
Retirement of indebtedness	-	-	-	2,942,500	2,942,500	764,444
Emergency fire repair funds	-	-	-	-	-	-
Interest income	21,996	154,441	328,591	-	505,028	304,347
Unrealized gain on investments	-	5,594	556	-	6,150	(576)
Proceeds from Bonds	-	-	-	-	-	-
Cost of Bond Issuance	-	-	-	-	-	-
Forgiveness of indebtedness	-	-	-	-	-	-
Reduction in lease obligations	-	-	-	-	-	-
Other additions	-	144,894	3,506	-	148,400	30,411
<b>Total revenues and other additions</b>	<b>\$ 21,996</b>	<b>\$ 304,929</b>	<b>\$ 332,653</b>	<b>\$ 8,855,734</b>	<b>\$ 9,515,312</b>	<b>\$ 5,350,021</b>
<b>EXPENDITURES AND DEDUCTIONS:</b>						
Buildings	\$ -	\$ -	\$ -	\$ -	\$ -	\$ -
Construction in progress	1,972,055	-	-	602,659	2,574,714	1,906,872
Equipment	-	-	-	921,748	921,748	90,664
Library books	-	-	-	512,721	512,721	18,727
Other assets (leases)	-	-	-	-	-	-
State Funds	-	-	-	-	-	-
Debt increase from refunding	-	-	-	-	-	-
Retirement of indebtedness	-	-	348,517	-	348,517	764,444
Interest on indebtedness	-	-	3,096,591	-	3,096,591	500,102
New bond/note indebtedness	-	-	-	350,000	350,000	-
Bond discount amortization	-	-	-	1,652	1,652	-
Other deductions	-	1,173	1,087	-	2,260	3,773
<b>Total expenditures and deductions</b>	<b>\$ 1,972,055</b>	<b>\$ 1,173</b>	<b>\$ 3,446,195</b>	<b>\$ 2,388,780</b>	<b>\$ 7,808,203</b>	<b>\$ 3,284,582</b>
<b>TRANSFERS AMONG FUNDS:</b>						
Mandatory:						
Bond principal and interest	\$ -	\$ -	\$ 3,196,237	\$ -	\$ 3,196,237	\$ 1,462,372
Non-mandatory:						
Transfer from unrestricted current to unexpended plant	1,580,015	-	-	-	1,580,015	541,777
Transfer from restricted current to unexpended plant	435,788	-	-	-	435,788	661,207
Transfer from unexpended plant to unrestricted current	(142,000)	-	-	-	(142,000)	-
Transfer from restricted current to renewal and replacement	-	-	-	-	-	(11,684)
Transfer from unrestricted current to renewal and replacement	-	1,156,507	-	-	1,156,507	441,451
Transfer to retirement of indebtedness	-	-	-	-	-	-
Transfer from renewal and replacement to unrestricted current	-	(2,306,997)	-	-	(2,306,997)	(954,923)
<b>Total transfers</b>	<b>\$ 1,873,803</b>	<b>\$ (1,150,490)</b>	<b>\$ 3,196,237</b>	<b>\$ -</b>	<b>\$ 3,919,550</b>	<b>\$ 2,140,200</b>
<b>Net increase(decrease) - YTD</b>	<b>\$ (76,256)</b>	<b>\$ (846,734)</b>	<b>\$ 82,695</b>	<b>\$ 6,466,954</b>	<b>\$ 5,626,659</b>	<b>\$ 4,205,639</b>
<b>Fund balance - beginning July 1</b>	<b>\$ 2,488,782</b>	<b>\$ 4,538,408</b>	<b>\$ 4,372,965</b>	<b>\$ 166,630,849</b>	<b>\$ 178,031,004</b>	<b>\$ 143,997,365</b>
<b>Total fund balance - ending March 31</b>	<b>\$ 2,412,526</b>	<b>\$ 3,691,674</b>	<b>\$ 4,455,660</b>	<b>\$ 173,097,803</b>	<b>\$ 183,657,663</b>	<b>\$ 148,203,004</b>

MURRAY STATE UNIVERSITY  
PLANT FUNDS  
UNAUDITED UNEXPENDED REVENUES AND EXPENDITURES  
For the Period July 1, 1998 through March 31, 1999

	Revised Budget	Fiscal Year To Date	Project Year To Date	Encumbrances	Balance Available
<b>REVENUES</b>					
Revenue bond proceeds	\$ 15,812,047	\$ -	\$ 5,896,217	\$ -	\$ 9,915,830
Local funds	6,124,346	1,940,508	3,144,626	-	2,979,720
Investment income	918,020	271,281	1,784,117	-	(866,097)
Other State funds	3,259,555	-	2,773,509	-	486,046
Federal funds	1,345,320	350,000	995,320	-	350,000
Private funds	842,600	435,788	842,600	-	-
Other	-	-	16,582	-	(16,582)
State appropriations	-	-	-	-	-
<b>Total revenues</b>	<b>\$ 28,301,888</b>	<b>\$ 2,997,577</b>	<b>\$ 15,452,971</b>	<b>\$ -</b>	<b>\$ 12,848,917</b>
<b>EXPENDITURES</b>					
Architect & engineering fees	\$ 2,814,113	\$ 60,369	\$ 1,222,799	\$ 401,813	\$ 1,189,501
General construction	22,124,912	1,819,461	10,910,339	616,182	10,598,391
Movable equipment/furniture	775,570	-	154,815	-	620,755
Land/right of way	1,316,909	-	1,313,409	-	3,500
Legal & administrative costs	92,981	2,157	80,729	8,603	3,649
Transfer for debt service	-	-	118,681	-	(118,681)
Miscellaneous expense	23,500	-	15,124	-	8,376
Agency labor	138,318	31,141	80,911	-	57,407
Agency materials	437,385	58,927	392,903	-	44,482
Arbitrage rebate transfer	-	-	163,249	-	(163,249)
Contingency	578,200	-	-	-	578,200
<b>Total expenditures</b>	<b>\$ 28,301,888</b>	<b>\$ 1,972,055</b>	<b>\$ 14,452,959</b>	<b>\$ 1,026,598</b>	<b>\$ 12,822,331</b>
<b>Net increase (decrease)</b>	<b>\$ -</b>	<b>\$ 1,025,522</b>	<b>\$ 1,000,012</b>	<b>\$ (1,026,598)</b>	<b>\$ 26,586</b>

## PLANT FUNDS

## UNAUDITED SCHEDULE OF UNEXPENDED REVENUES AND EXPENDITURES

For the Period July 1, 1998 through March 31, 1999

		Allotments			Expenditures			Outstanding Encumbrances	Balance 3/31/99
		Prior to July 1, 1998	Received 1998-99	Total	Prior to July 1, 1998	Expenditures 1998-99	Total		
100	Clearing	\$ -	\$ -	\$ -	\$ -	\$ -	\$ -	\$ -	\$ -
131	Land acquisitions	1,379,890	-	1,379,890	1,372,746	-	1,372,746	-	7,144
400	Con ed series G clearing	-	-	-	83,542	-	83,542	-	(83,542)
405	Renovate Old Fine Arts building	4,025,000	-	4,025,000	3,992,108	31,262	4,023,370	38,215	(36,585)
410	National Boy Scout Museum phase IV	36,814	-	36,814	36,814	-	36,814	-	-
500	Project 48 bonds clearing	-	-	-	172,368	-	172,368	-	(172,368)
600	Project 50 bonds clearing	-	-	-	26,020	-	26,020	-	(26,020)
626	E & G fire horn upgrade	43,500	-	43,500	12,278	5,218	17,496	-	26,004
641	Woods Hall renovation	510,000	(114,669)	395,331	395,331	-	395,331	-	-
706	Equine Instruction Facility	575,000	-	575,000	115,841	454,154	569,995	380,124	(375,119)
717	Fine Arts fire damage cleanup	1,530,000	-	1,530,000	1,518,277	2,945	1,521,222	8,603	175
725	Blackburn Science research modernization	2,221,883	-	2,221,883	2,107,339	-	2,107,339	-	114,544
727	Parking lot modifications 16th and Hamilton	123,464	-	123,464	123,464	-	123,464	-	-
728	Winslow Cafeteria renovation	750,000	-	750,000	743,790	840	744,630	-	5,370
730	BVC building system improvements	133,726	(7,383)	126,343	126,343	-	126,343	-	-
732	Doyle Fine Arts elevator renovation	221,150	-	221,150	215,151	154	215,305	-	5,845
737	Quadrangle lighting replacement	100,000	(17,213)	82,787	82,787	-	82,787	-	-
738	Fine Arts complex improvements	50,000	-	50,000	-	-	-	-	50,000
743	Motor pool diesel tank	24,000	-	24,000	21,309	-	21,309	-	2,691
744	Central plant fuel tank	70,000	-	70,000	62,454	-	62,454	-	7,546
810	Campus backbone network	1,500,000	-	1,500,000	345,555	-	345,555	14,945	1,139,500
818	E & G smoke detectors	321,000	-	321,000	159,731	56,207	215,938	-	105,062
821	High voltage oil switch	690,000	-	690,000	110,277	533,769	644,046	49,644	(3,690)
847	Upgrade legal library	67,751	34,985	102,736	102,736	-	102,736	-	-
850	Fine Arts equipment & furnishings	155,868	-	155,868	139,386	-	139,386	-	16,482
851	Curris Center roof renovations	5,000	-	5,000	1,526	-	1,526	-	3,474
853	Stewart Stadium elevator renovation	132,700	-	132,700	215	128,243	128,458	-	4,242
854	Elizabeth College elevator renovation	77,000	-	77,000	40,173	31,698	71,871	-	5,129
855	Faculty Hall emergency generator	67,000	-	67,000	57,564	3,550	61,114	1,050	4,836
856	Expo center replace boiler	148,700	-	148,700	138,899	6,404	145,303	-	3,397
857	Expo center exterior trim	147,000	-	147,000	76,224	55,679	131,903	-	15,097
858	Pogue Library skylight retrofit	5,000	-	5,000	-	2,630	2,630	-	2,370
859	Stewart Stadium entrance gates	40,000	-	40,000	-	-	-	-	40,000
860	West farm fence	37,600	-	37,600	37,322	-	37,322	-	278
861	Woods Hall renovation	124,600	-	124,600	59,551	64,990	124,541	-	59
862	Carr Health pool renovations	37,000	(37,000)	-	-	-	-	-	-
863	E & G repair/replace fire doors	25,000	-	25,000	-	8,530	8,530	-	16,470

MURR STATE UNIVERSITY  
PLANT FUNDS

UNAUDITED SCHEDULE OF UNEXPENDED REVENUES AND EXPENDITURES

For the Period July 1, 1998 through March 31, 1999

		Allotments			Expenditures			Outstanding Encumbrances	Balance 3/31/99
		Prior to July 1, 1998	Received 1998-99	Total	Prior to July 1, 1998	Expenditures 1998-99	Total		
864	BVC - fire alarm expansion	6,600	26,180	32,780	3,617	22,679	26,296	3,100	3,384
865	West farm shop storage	100,000	-	100,000	-	-	-	-	100,000
866	BVC HVAC repair modification	5,000	20,335	25,335	-	7,800	7,800	-	17,535
867	Hart College elevator modification	85,000	-	85,000	166	126	292	-	84,708
868	Elizabeth College replace fire alarm	6,500	-	6,500	-	6,245	6,245	-	255
869	Curris Center UST removal/replacement	25,000	-	25,000	-	10,130	10,130	-	14,870
870	BVC paving and parking lot repairs	80,000	-	80,000	-	-	-	-	80,000
930	Pullen farm greenhouse	-	230,000	230,000	-	127	127	-	229,873
931	Hester College fire alarm	-	40,000	40,000	-	-	-	-	40,000
71001	Central plant chillers	-	897,000	897,000	-	502	502	530,917	365,581
71002	Business Building north elevator	-	220,000	220,000	-	103	103	-	219,897
71003	North farm organic pasteurization	-	350,000	350,000	-	291,142	291,142	-	58,858
71004	Doyle Fine Arts improvements	-	-	-	-	-	-	-	-
71005	Stewart Stadium gate	-	-	-	-	-	-	-	-
71006	West farm shop storage	-	-	-	-	-	-	-	-
71007	BVC parking lot repairs	-	-	-	-	-	-	-	-
71008	Carman pavilion	-	700,000	700,000	-	31,974	31,974	-	668,026
71009	Special education building addition	-	7,184,000	7,184,000	-	87	87	-	7,183,913
72001	Hester College restoration	-	260,000	260,000	-	213,935	213,935	-	46,065
72002	Hester College cleanup	-	240,000	240,000	-	793	793	-	239,207
72003	Hart College elevator modification	-	220,000	220,000	-	103	103	-	219,897
72004	Hester College sprinkler system	-	317,390	317,390	-	-	-	-	317,390
72005	White College sprinkler system	-	297,660	297,660	-	-	-	-	297,660
72006	Regents College sprinkler system	-	257,300	257,300	-	-	-	-	257,300
72007	Elizabeth College sprinkler system	-	325,920	325,920	-	-	-	-	325,920
72008	Hart College sprinkler	-	379,730	379,730	-	-	-	-	379,730
72009	Security camera residential colleges	-	146,000	146,000	-	-	-	-	146,000
72010	Door closure residential colleges	-	79,500	79,500	-	-	-	-	79,500
72011	White, Regents, Hart - alarm system	-	388,407	388,407	-	-	-	-	388,407
72012	Elizabeth College window replacement	-	180,000	180,000	-	36	36	-	179,964
Total		\$ 15,683,746	\$ 12,618,142	\$ 28,301,888	\$ 12,480,904	\$ 1,972,055	\$ 14,452,959	\$ 1,026,598	\$ 12,822,331

MURRAY STATE UNIVERSITY  
NOTES TO FINANCIAL REPORT  
For the Period July 1, 1998 through March 31, 1999

**Note 1. Summary of Significant Accounting Policies**

*Accounting Basis*

The annual financial statements of Murray State University are prepared on an accrual basis of accounting except for depreciation on physical plant and equipment.

Tuition and fee revenues for a semester are recognized upon recording the receivable, normally before or shortly after the semester begins. Revenues of summer school academic terms are reported in the fiscal year in which the programs predominately fall. Therefore, deferred tuition revenues are recorded for terms which have not begun at year-end. State appropriations revenues are recognized upon receipt.

Expenditures are generally recognized, for interim reporting, in the period expended rather than the period incurred. Some liability accounts on the Balance Sheet are not adjusted until year-end, at which time all expenditures are accrued.

*Fund Accounting*

To ensure observance of limitations and restrictions placed on the use of the resources available to the University, the accounts of the University are maintained in accordance with the principles of "fund accounting". This is the procedure by which resources for various activities are classified for accounting and reporting purposes into funds that are in accordance with activities or objectives specified.

Current funds are used primarily to account for the transactions affecting the general operation of the University. These resources are expendable for performing the primary and support objectives of the University. Restricted gifts, grants, appropriations, and other restricted resources are accounted for in the appropriate restricted funds.

All gains and losses arising from the sale, collection or other disposition of investments and other non-cash assets are accounted for in the funds which owned such assets. Ordinary income derived from investments, receivables, and the like is accounted for in the fund owning such assets.

**Note 2. Deposits and Investments**

The University currently uses commercial banks and the Commonwealth of Kentucky for its depositories. Deposits with commercial banks are covered by Federal depository insurance or collateral held by the bank in the University's name. At the state, the University's accounts are pooled with other agencies of the state. These state pooled deposits are substantially covered by Federal depository insurance or by collateral held by the state in the state's name. The investments of the University not held in the state investment pool are insured or registered, or are held by the University or by an agent in the University's name. Effective for the quarter ending September 30, 1997, bond sinking fund investments, held by the trustee, will be stated at market value.

# NOTES TO FINANCIAL REPORT (cont.)

## Note 3. Inventories

Inventories are stated at the lower of cost, using first-in-first-out valuation, or market.

## Note 4. Murray State University Foundation, Inc.

Murray State University Foundation, Inc. (the Foundation) is a Kentucky not-for-profit corporation formed to receive, invest, and expend funds for the enhancement and improvement of the University.

The Foundation prepares and issues its own financial statements.

## Note 5. Prior Year Carryovers and Encumbrances

Budget Revisions for Prior Year Carryovers and Prior Year Encumbrance Carryovers are based on actual balances brought forward to date from fiscal year 1997/98.

## Note 6. Tuition and Fees and Scholarships

Incentive Grants of \$1,315,097 have been included as both tuition and as scholarship expenditures. The amounts are \$696,300 for Fall 1998 and \$618,797 for Spring 1999.

## Note 7. Unrestricted Expenditures

In addition to expenditures, outstanding encumbrances as of March 31, 1999 are \$1,264,745 for Educational and General and \$19,625 for Auxiliary Enterprises.

## Note 8. Non-Mandatory Transfers from/(to) Plant Funds

	Unrestricted Educational and General	Unrestricted Auxiliaries	Restricted Educational and General
I. Transfers from Consolidated Educational Renewal and Replacement Fund:			
a. 6/30 CERR balances in renovation accounts	\$ 308,933	\$ -	\$ -
b. Woods Hall renovation	33,000	-	-
c. Carr health POOL RENOVATIONS	15,000	-	-
d. HWY 121 and North 16th	1,830	-	-
e. Facility management - electrical upgrade	25,000	-	-
f. Gilbert Graves parking	45,000	-	-
g. Facility management - emergency generator	1,072	-	-
h. RSEC storm drainage	75,000	-	-
i. Facility management 2nd floor renovation	100,000	-	-
j. Business Building north elevator	220,000	-	-
k. Central plant chillers	897,000	-	-
l. Hester College restoration	260,000	-	-
m. Hester College cleanup	240,000	-	-
n. North farm electrical connection	15,000	-	-
o. RSEC wellness center	33,000	-	-
p. Pogue Library Jesse Stuart room	37,162	-	-
Total	<u>\$ 2,306,997</u>	<u>\$ -</u>	<u>\$ -</u>

NOTES TO FINANCIAL REPORT (cont.)

Note 8. Non-Mandatory Transfers from/(to) Plant Funds

	Unrestricted Educational and General	Unrestricted Auxiliaries	Restricted Educational and General
II. Transfers to Consolidated Educational Renewal and Replacement Fund:			
a. Interest earned on CERR	\$ 414,081	\$ -	\$ -
b. Woods hall roof and lobby repair	3,025	-	-
c. Wickliffe mounds termite	486	-	-
d. Stewart stadium lift	3,699	-	-
e. Winslow mall extension	2,511	-	-
f. Renovation of Woods hall	105,000	-	-
g. Woods hall renovation	114,669	-	-
h. Carr health pool renovation	37,000	-	-
i. Lovett Auditorium stage lighting and floor covering	10,323	-	-
j. Quadrangle lighting	17,213	-	-
k. Central plant chillers	448,500	-	-
Total	<u>\$ 1,156,507</u>	<u>\$ -</u>	<u>\$ -</u>
III. Transfers to Unexpended Plant Fund:			
a. Pullen farm greenhouse	\$ -	\$ -	\$ 230,000
b. Hester college fire alarm	-	40,000	-
c. Renovation of Woods hall	105,000	-	-
d. BVC HVAC	28,980	-	-
e. BVC fire alarm	17,535	-	-
f. Central plant chillers	448,500	-	-
g. Business building north elevator modification	220,000	-	-
h. Hester College fire restoration	260,000	-	-
i. Hester college fire cleanup	240,000	-	-
j. Hart college elevator modification	-	220,000	-
k. North farm organic pasteurization	-	-	205,788
Total	<u>\$ 1,320,015</u>	<u>\$ 260,000</u>	<u>\$ 435,788</u>
IV. Transfers from Unexpended Plant Fund:			
a. Renovation of Woods hall	\$ 105,000	\$ -	\$ -
b. Carr Health pool renovation	37,000	-	-
	<u>\$ 142,000</u>	<u>\$ -</u>	<u>\$ -</u>



**Murray State University**

# **Investment Report**

**FOR THE PERIOD**

**July 1, 1995 - March 31, 1999**

**SUBMITTED TO  
THE PRESIDENT  
AND  
BOARD OF REGENTS**

**June 18, 1999**

# **Murray State University**

P O BOX 9  
MURRAY KY 42071-0009

April 19, 1999

President Kern Alexander  
Members of the Board of Regents  
Murray, KY 42071

Attached is the Investment Report of Murray State University for the period July 1, 1998 through March 31, 1999.

<u>Contents</u>	<u>Page</u>
Summary of Investment Earnings by Fund.....	1
Summary of Investment Earnings by Fund and Fund Accounts.....	2
Schedule of Investment Activity.....	3-5
Notes to Investment Report.....	6-9

*Thomas W. Denton*

Thomas W. Denton  
Vice president for  
Administrative Services

maf

*Equal education and employment opportunities M/F/D, AA employer*

MURRAY STATE UNIVERSITY  
SUMMARY OF INVESTMENT EARNINGS BY FUND  
For the Period July 1, 1998 through March 31, 1999

	Current Funds	Endowment Funds	Plant Funds	Total
Investment Earnings to Date	<u>\$ 1,274,321</u>	<u>\$ 86,217</u>	<u>\$ 442,424</u>	<u>1,802,962</u>
Composite Interest Rates	<u>6.40%</u>	<u>7.61%</u>	<u>6.12%</u>	<u>6.39%</u>

MURRAY STATE UNIVERSITY  
SUMMARY OF INVESTMENT EARNINGS  
BY FUND AND FUND ACCOUNTS  
For the Period July 1, 1998 through March 31, 1999  
With Comparative Figures for Period Ended March 31, 1998

	Earnings To Date 1998-99	Earnings To Date 1997-98
<b>CURRENT FUNDS</b>		
Local Bank Accounts Interest (Union Planters Bank)	\$ 277,722	\$ 284,792
Consolidated Educational Revenue Fund (Frankfort)	917,985	771,161
Housing and Dining Revenue Fund (Frankfort)	78,614	51,371
Total Current Funds	<u>\$ 1,274,321</u>	<u>\$ 1,107,324</u>
<b>ENDOWMENT FUNDS</b>		
Endowed Chair for Ecosystems Studies	\$ 41,431	\$ 43,723
Smith Scholarship Endowment	30,752	40,288
Other Endowment Funds	14,034	12,096
Total Endowment Fund	<u>\$ 86,217</u>	<u>\$ 96,107</u>
<b>PLANT FUNDS</b>		
Consolidated Educational Renewal and Replacement (Frankfort)	\$ 121,949	\$ 66,405
Unexpended Plant (Frankfort)		
Series G Bonds - Capital Construction Clearing	18,628	17,510
Series H Bonds - Capital Construction Clearing	289	284
Retirement of Indebtedness (Trustee-Chase Bank)		
Consolidated Educational Bond Reserve Sinking Fund	214,973	115,801
Consolidated Educational Series G Arbitrage Rebate Fund	22	16
Housing and Dining Bond Reserve Sinking Fund	44,137	23,305
Housing and Dining Repair and Maintenance Fund	42,426	20,737
Total Plant Funds	<u>\$ 442,424</u>	<u>\$ 244,058</u>

MURRAY STATE UNIVERSITY  
CURRENT FUNDS  
SCHEDULE OF INVESTMENT ACTIVITIES  
For the Period July 1, 1998 through March 31, 1999

Type of Investment	Maturity	Term	Days Interest Earned	Fiscal YTD Annualized Yield	Fiscal YTD Average Balance	1998-99 Earnings
<b>EDUCATIONAL AND GENERAL</b>						
<u>Interest on Local Bank Accounts (Note 4)</u>						
Union Planters Bank of Calloway County		continuous		Daily rate per overnight Union Planters bank balances		<u>\$ 277,722</u>
Total Local Bank Accounts interest earnings to date						<u>\$ 277,722</u>
<u>Consolidated Educational Revenue Fund (Frankfort)</u>						
State Investment Pool	03/31/99	365 days	276	6.530%	\$ 16,118,124	<u>\$ 917,985</u>
Total Consolidated Educational Revenue Fund interest earnings to date						<u>\$ 917,985</u>
Total Current Funds Educational and General interest earnings to date						<u>\$ 1,195,707</u>
<b>AUXILIARY ENTERPRISES</b>						
<u>Housing and Dining Revenue Fund (Frankfort)</u>						
State Investment Pool	03/31/99	365 days	276	6.263%	\$ 1,612,881	<u>\$ 78,614</u>
Total Housing and Dining Revenue Fund interest earnings to date						<u>\$ 78,614</u>
Total Auxiliary Enterprises interest earnings to date						<u>\$ 78,614</u>
Total Current Funds interest earnings to date						<u>\$ 1,274,321</u>

MURRAY STATE UNIVERSITY  
 ENDOWMENT FUNDS  
 SCHEDULE OF INVESTMENT ACTIVITIES  
 For the Period July 1, 1998 through March 31, 1999

Type of Investment	Maturity	Term	Days Interest Earned	Effective Yield	Market Value at 03/31/99	1998-99 Earnings
<b>ENDOWED CHAIR FOR ECOSYSTEMS STUDIES (Note 7)</b>						
Certificate of Deposit	11/13/98	365 days	276 days	5.800%	\$ 300,000	\$ 6,300
Certificate of Deposit	11/13/98	365 days	276 days	5.750%	300,000	6,455
Certificate of Deposit	11/13/98	365 days	276 days	5.610%	195,000	5,515
Certificate of Deposit	11/24/99	365 days	129 days	5.000%	300,000	5,874
Certificate of Deposit	11/24/99	365 days	129 days	5.100%	300,000	5,962
State Investment Pool		Continuous	129 days	6.395%	195,000	4,394
Foundation Investment Pool	03/31/99	365 days	276 days	11.580%	259,270	6,902
Total Endowed Chair interest earnings to date						<u>\$ 41,431</u>

<b>WITH SCHOLARSHIP ENDOWMENT (Note 7)</b>				Market Value at 03/31/99	1998-99 Earnings
Investment					
Foundation Investment Pool				11.580% \$ 1,154,867	\$ 30,752
Total earnings on Smith Endowment					<u>\$ 30,752</u>

<b>OTHER ENDOWMENT FUNDS</b>				Market Value at 03/31/99	1998-99 Earnings
Investment					
Foundation Investment Pool				5.330% \$ 402,161	\$ 14,034
Total Other Endowment Funds					<u>\$ 14,034</u>
Total Endowment Funds earnings to date					<u>\$ 86,217</u>

MURRAY STATE UNIVERSITY  
PLANT FUNDS  
SCHEDULE OF INVESTMENT ACTIVITIES  
For the Period July 1, 1998 through March 31, 1999

Type of Investment	Maturity	Term	Days Interest Earned	Fiscal YTD Annualized Yield	Fiscal YTD Average Balance	1998-99 Earnings
<b>CONSOLIDATED EDUCATIONAL RENEWAL AND REPLACEMENT (CERR)</b>						
State Investment Pool	03/31/99	365 days	276	6.730%	\$ 2,271,765	\$ 121,949
Total Consolidated Educational Renewal and Replacement interest earnings to date						<u>\$ 121,949</u>
<b>UNEXPENDED PLANT FUND</b>						
<u>Series G Bonds - Capital Construction Clearing - Frankfort (Note 9)</u>						
State Investment Pool	03/31/99	365 days	276	6.110%	\$ 374,467	\$ 18,628
Total Series G interest earnings to date						<u>\$ 18,628</u>
<u>Series H Bonds - Capital Construction Clearing - Frankfort (Note 10)</u>						
Bond Proceeds Pool	03/31/99	365 days	276	6.15%	\$ 4,825	\$ 289
Total Series H interest earning to date						<u>\$ 289</u>
Total Unexpended Plant Fund interest earnings to date						<u>\$ 18,917</u>
<b>RETIREMENT OF INDEBTEDNESS FUND - Invested by Trustee</b>					Market Value at 03/31/99	
<u>Consolidated Educational Bond Reserve Sinking Fund (Note 11)</u>						
Money Market Securities	03/31/99	365 days	276	Various	\$ 46	\$ 2
Repurchase Agreement	07/01/04	10 years	184 days	6.500%	\$ 3,543,480	214,971
Total Consolidated Educational Bond Reserve Sinking Fund interest earnings to date						<u>\$ 214,973</u>
<u>Consolidated Educational Series G Arbitrage Rebate Fund</u>						
Money Market Securities	03/31/99	365 days	276	Various	\$ 677	\$ 22
Total Consolidated Educational Series G Arbitrage Fund interest earnings to date						<u>\$ 22</u>
<u>Housing and Dining Bond Reserve Sinking Fund (Note 12)</u>				Yield to Maturity		
Chase managed account	03/31/99	365 days	276	5.600%	\$ 1,015,423	\$ 44,137
Total Housing and Dining Bond Reserve Sinking Fund interest earnings to date						<u>\$ 44,137</u>
<u>Housing and Dining Repair and Maintenance Reserve Fund (Note 13)</u>						
Chase managed account	03/31/99	365 days	276	5.600%	\$ 807,726	\$ 42,426
Total Housing and Dining Repair and Maintenance Reserve Fund interest earnings to date						<u>\$ 42,426</u>
Total Retirement of Indebtedness Fund interest earnings to date						<u>\$ 301,558</u>
Total Plant Funds interest earnings to date						<u>\$ 442,424</u>

MURRAY STATE UNIVERSITY  
NOTES TO INVESTMENT REPORT  
For the Period July 1, 1998 through March 31, 1999

Note 1. BASIS OF REVENUE RECOGNITION

Accrual basis accounting is used to recognize interest earnings on the Investment Report.

Note 2. INVESTMENT POLICIES AND PROCEDURES

POLICIES

Scope: This investment policy applies to activities of the University with regard to investing the financial assets of all funds, including those maintained by:

- I. the Commonwealth of Kentucky's treasury,
- II. local depositories, and
- III. external trustees and investment managers.

Written procedures will indicate which funds are covered under each of the previously mentioned investment structures.

Goals: Consistent with state statutes and administrative regulations, the goals of the University's investment program are:

- \* preservation and maintenance of the real purchasing power of the principal in the portfolios,
- \* maintenance of sufficient liquidity to meet normal and foreseeable expenditures, and
- \* attainment of the greatest possible dollar return to the University while observing statutory and policy constraints.

Investment Objective: The investment objective is to produce a yield that when compared to the current marketplace, would be described as competitive by investment managers.

Strategy: The University's investment strategy is designed to match the life of the assets with the date liability occurs.

Delegation of Authority:

General: The treasurer is responsible for investment decisions and activities, under the direction of the Board of Regents. The Treasurer shall develop and maintain written administrative procedures for the operation of the investment program, consistent with these policies. Such procedures shall include explicit delegation of authority to persons responsible for investment transactions. No person shall engage in an investment transaction except as provided under the terms of this policy and the procedures established by the Treasurer. The Treasurer shall be responsible for all transactions undertaken and shall establish a system of controls to regulate the activities of subordinate investment personnel.

Bond Funds: With regard to bond funds, the investment/reinvestment (on instruments authorized by the bond indenture and resolutions) by the trustee(s) shall be directed from time to time by the Treasurer.

Minimal Non-Cash Investment Transactions: In order to correct stock transfer errors or dispose of small non-cash investments, the Treasurer is authorized to sell or otherwise dispose of items less than \$10,000 without specific resolution from the Board of Regents.

**Note 2. INVESTMENT POLICIES AND PROCEDURES (cont.)**

Reporting: The Treasurer and the Vice President for Administrative Services shall submit quarterly investment reports to the President and Board of Regents. These reports will include investment data for investment securities held at the end of the reporting period.

**PROCEDURES**

Specific investment procedures are contained within the full "Investment Policies and Procedures" as approved by the Board of Regents on May 14, 1994.

**Note 3. DEPOSITS AND INVESTMENTS**

The University currently uses commercial banks and the Commonwealth of Kentucky for its depositories. Deposits with commercial banks are covered by Federal depository insurance or collateral held by the bank in the University's name. University funds deposited with the State Treasurer are pooled with funds from other state agencies. These state Pooled deposits are substantially covered by federal depository insurance or by the collateral held by the bank in the state's name. The investments of the University not held by the state investment pool are insured, registered, or held by the University or by an agent of the University.

Below is a summary of the investments held by the University:

	09/30/98 Carrying Amount	09/30/97 Carrying Amount
U. S. Government Securities	\$ 5,074,129	\$ 5,547,032
Stocks	-	-
Certificates of Deposit	600,000	755,000
Money Market Securities	4,671	1,095
Subtotal	\$ 5,678,800	\$ 6,303,127
Investment in State Investment Pool	\$ 24,783,603	\$ 18,945,349
MSU Foundation Pool	\$ 2,115,249	\$ 1,433,271
Total Investments	<u>\$ 32,577,652</u>	<u>\$ 26,681,747</u>

**Note 4. CURRENT FUNDS - LOCAL BANK ACCOUNT**

Effective June 1, 1997, the University entered into a new banking contract with Peoples First of Calloway County (Union Planters Bank), interest earnings are based on 127% of the overnight federal funds rate.

Interest earnings may be expended in Current Fund.

**Note 5. CONSOLIDATED EDUCATIONAL BUILDING AND REVENUE BOND FUND (CEBRB)**

This fund was created, as result of the trust indenture established when the first Consolidated Educational Building Revenue Bonds were sold in the 1960's, as a depository of tuition and fees in order to provide funds to service the principal and interest debt requirements of each series of aforementioned bonds. The fund also supports the Educational and General Funds operations.

**Note 5. CONSOLIDATED EDUCATIONAL BUILDING AND REVENUE BOND FUND (CEBRB) (cont.)**

The Commonwealth of Kentucky Office of Financial Management and Economic Analysis invests available funds of the CEBRB in the State's university investment pool.

All interest earnings are transferred to Consolidated Educational Renewal and Replacement (CERR) at the end of each quarter according to the Board's approval for renewal and replacement projects.

**Note 6. AUXILIARY FUNDS - HOUSING AND DINING REVENUE FUND**

This fund was created, as a result of the trust indenture established when the first Housing and Dining System Revenue Bonds were sold in the 1960's as a depository of all auxiliary income in order to provide funds to service the principal and interest debt requirement of each series of aforementioned bonds. The fund also supports the Auxiliary Fund operations.

**Note 7. ENDOWMENT FUND INVESTMENTS**

**ENDOWED CHAIR**

During 1987, the University was awarded \$500,000 by the Commonwealth of Kentucky for an Endowed Chair for Eco-Systems Studies. University discretion, within the Board Policy, is used to invest these funds. Ten percent of the total earnings are returned to the Endowment investment pool. Ninety percent of the earnings are transferred to the Restricted Fund (Endowed Chair Grant) for program expenditures.

**SMITH ENDOWMENT**

During the fourth quarter of fiscal year 1991-92 and the first three quarters of fiscal year 1992-93, the University received proceeds, in excess of \$750,000, from the Laura Smith estate for the Smith Endowment. The majority of the proceeds were deposited with the Murray State University Foundation for investment in the investment pool.

**Note 8. CONSOLIDATED EDUCATIONAL RENEWAL AND REPLACEMENT (CERR)**

As established by the Board of Regents in March 1982, CERR provides a plant fund sub-group so that funds transferred from CEBRB could be accumulated for future projects of repair and renovation.

The University invests the proceeds in the same manner as CEBRB in Note 5.

Interest earnings remain within the fund for future projects.

**Note 9. UNEXPENDED PLANT FUNDS - SERIES G REVENUE BOND**

This capital construction clearing account holds the proceeds from the University's Series G bond sale until such time as they are needed for specific capital construction projects.

The University issued \$14,785,000 in Series G revenue bonds dated December 1, 1987. The proceeds are to be used to pay costs of repair, renovation, construction or addition to buildings on the campus of Murray State University that are and shall be a part of the Consolidated Educational Building Project. This project was established and created by the Board of Regents on April 20, 1961.

The University invests the proceeds in the same manner as CEBRB in Note 5.

Interest earnings on Series G can be spent on the Industry and Technology Building project or any other Educational and General project the Board and State approves.

**Note 10. UNEXPENDED PLANT FUNDS - SERIES H REVENUE BOND**

This capital construction clearing account holds the proceeds from the University's Series H bond sale until such time as they are needed for specific capital construction projects.

The University issued \$4,625,000 in Series H revenue bonds dated March 1, 1992. The proceeds are to be used to pay costs of repair, renovation, construction of addition to buildings on the campus of Murray State University that are and shall be a part of the Consolidated Educational Building Project. This project was established and created by the Board of Regents on April 20, 1961.

The Commonwealth of Kentucky invests the proceeds in a pooled account with other state agency bond proceeds.

Interest earnings on Series H can be spent on the renovation of the Old Fine Arts Building and the Underground Steam and Condensate Lines as approved by the Board and State.

**Note 11. RETIREMENT OF INDEBTEDNESS - CONSOLIDATED EDUCATIONAL SINKING FUND (CESF)**

This fund was created, as a result of the first trust indenture established when the Consolidated Educational Building and Revenue bonds were sold in the 1960's, to provide a sinking fund to pay debt principal and interest expense on all related CEBRB bonds. The amount of interest earned is part of the formula for annual funding of CERR projects. (See Note 5)

Interest earnings are used to reduce the amount of semi-annual debt service transferred from University Unrestricted Educational and General Fund to this sinking fund. Bond requirements mandate a minimum reserve of \$3,543,480.

**Note 12. RETIREMENT OF INDEBTEDNESS - HOUSING AND DINING SINKING FUND**

This fund was created, as a result of the trust indenture established when the first Housing and Dining System Revenue Bonds were sold in the 1960's, to provide a sinking fund to pay debt principal and interest expense on related Housing and Dining Revenue Bonds.

Interest earnings are retained in the fund for future use. Bond requirements mandate a minimum reserve of \$720,154.

**Note 13. HOUSING AND DINING REPAIR AND MAINTENANCE RESERVE FUND**

This fund was created, as a result of the establishment of the trust indenture in Note 5, to provide a fund to pay for extraordinary repairs, not paid from the Auxiliary Fund, to the Housing and Dining System buildings.

Interest earnings are retained in the fund for future use. The use is determined by Board of Regents resolution and the indentures. Bond requirements mandate a minimum reserve of \$550,000.

**Murray State University Board Report**  
**Undergraduate Degrees Conferred**  
**May 8, 1999**

**Associate of Arts**

Total: 5

Terri Lea Burkeen  
 Linda Sue Farris  
 Mary Jane Green  
 Kathy Ann Mohler  
 Cayce Dawn Travis

**Associate of Science**

Total: 4

Jeremy D. Boyd  
 Sarah Elizabeth Childress  
 Jacob Michael Hildebrant  
 Melissa Jackson

**Associate of Science in Vocational Technical Education**

Total: 2

Thomas E. Marks  
 Teresa Milum Vincent

**Bachelor of Arts**

Total: 68

Heather Marie Anderson  
 Michael V. Arnett  
 Donna S. Audas  
 Erin Elizabeth Babb  
 Laila Michelle Bailey  
 Faireca Nashae Bates  
 Holly M. Baumer  
 Dana Carol Blankenship  
 Kimyota Sharie Bledsoe  
 Andrea Cullen Bonk  
 Rachel Beth Bradley  
 Robert Daniel Lee Cardwell  
 Sarah Jo Clark  
 John Eric Cothran  
 Sarah Elizabeth McNeary Cunningham  
 Kristopher Kerry Durfee  
 Jennifer Jane Gibson  
 Marietta Gibson  
 Susan Leann Glore  
 Allison Ryan Graham  
 Edward L. Grant Jr.  
 Amy Lynn Harris  
 Nathan Cash Higdon  
 Victoria Ann Holton

Jeffrey D. Jenkins  
 Kerry Bryce Jeter  
 Joel Taylor Johnson  
 Cindy McClellan Jones  
 Colette C. Jones  
 Deann M. Jones  
 Heather Michelle Kelley  
 Ginger G. Lamm  
 Melissa Ann Lamore  
 Jennifer Elizabeth Langdon  
 Amy Ruth Launius  
 Barry Lynn Leonard  
 Amy C. Mahoney  
 Craig Matthew Maxey  
 Janet Christine Mazzochi  
 Amy Michelle McClain  
 Michael Howard Minger  
 Susan Jane Moulder  
 Jessica Dee Neamon  
 Catherine Sue Noe  
 Farrah Nichole Norris  
 Gretchen Elizabeth Ohstrom  
 Jeanne Peters  
 Christina Marie Preher  
 Allison Deanne Pritchett  
 Thomas Edward Richter  
 Lisa Michelle Robinson  
 Thurman Spurgeon Sawyer  
 Emily Autumn Scott  
 Kristal D. Stallion  
 Steven James Stroud  
 Dana Michelle Taylor  
 Faith Angela Taylor  
 Cayce D. Travis  
 Christopher M. Vaughn  
 Sara Dinelle Wahl  
 Derek Alan Watters  
 Catherine Lucille Weems  
 Kristin Nicole Wessel  
 James Randal Westbrook  
 Nancy Marie Wilson  
 Richard Harrison Wilson  
 Janelle P. Zech  
 Katrina Rene Zeigler

**Murray State University Board Report**  
**Undergraduate Degrees Conferred**  
**May 8, 1999**

**Bachelor of Fine Arts**

Total: 6

Jennifer Lynn Goodell  
Angela Lyons  
Matthew Bayne Maupin  
Daniel R. Pfalzgraf  
Stephanie Lynn Potter  
Shannon Jo Smeltzer

**Bachelor of Music**

Total: 3

Jason H. Bratton  
Tiffany Lynn Hancock  
Karen Darlene O'Daniel

**Bachelor of Music Education**

Total: 9

Nathan David Arnett  
Brian E. Brown  
Justin W. Durham  
Melissa Evans  
Christopher James Hayden  
James David Hutson  
Esther Beth Julian  
Amy Elizabeth Sanders  
Kathryn Christine Watters

**Bachelor of Science**

Total: 332

Keith Marvin Abell  
Holly Adams  
Kimberly Cook Adams  
Richard A. Adams Jr.  
Kelley Marie Adkins  
Jody Alton Albright  
Christopher Allen  
Mark Thomas Anderson  
Heather L. Arterburn  
Joanna M. Assad  
Amy Leigh Atcher  
Ryan Keith Baggett  
Patricia Lynn Baker  
Eric R. Bales  
Gregory Scott Barlow  
Meena L. Barrett  
Clinton Basinger

Dennis M. Bass  
Shelley V. Bearman  
Jill R. Bednarczyk  
Emily Jo Beeny  
Deborah Kay Bellamy  
Charles V. Blanchard  
Jeremy D. Boyd  
Lindsay Kelley Branch  
Jennifer Susan Breining  
Linda Elaine Brown  
Julie Anna Buckman  
Charles Edward Buntyn Jr.  
Stephanie Sayles Burnam  
Chad E. Burnett  
Monica Carnella Burrows  
Suzie Kim Cardiff  
Nancy Son Carstens  
Paul A. Carter  
Sharon Kaye Carvell  
Christopher Wade Carver  
Adam L. Cathey  
Daniel Ross Cecil  
Mark H. Chambers  
Tzu-Pin Chang  
Holly D. Cherry  
Brian Matthew Clark  
Lisa Mae Clark  
Ashley Lynn Cleaver  
Marta Shea Moon Coleman  
Ashli Leigh Collie  
Michael Todd Collignon  
Betty JoAnn Lane Collins  
Shawna Kay Collins  
Aaron W. Colson  
Ginger Anne Colson  
Bobbi Lynn Coltharp  
Daniel Martin Conder  
Kenneth A. Conkle Jr.  
Robert Jason Conner  
Aaron M. Cooper  
Jason Wayne Cornett  
Robert L. Cottingham Jr.  
Cynthia Watson Crabtree  
Kristina A. Crichton  
Alona F. Crider

**Murray State University Board Report**  
**Undergraduate Degrees Conferred**  
**May 8, 1999**

---

David Matthew Crider  
Brandon Trad Crouch  
Lori Shay Crouch  
Michael Larry Crouse  
Tiffany Lyn Crum  
Christopher Lee Cummins  
Clifton Curd  
Chad E. Darnall  
Jason William Dashney  
Cameron Todd Dassing  
Crystal Gayle Davidson  
John D. Davis  
Suanne Michelle Deeter  
Danny Craig Delk  
Lincoln F. Dempsey  
Melissa Lee Denton  
Rochelle L. Dickerson  
Michael Anthony Donato  
Stephen Dorsett  
Melissa Jo Doughty  
Mary Christine Dowell  
Regina Lynn Draper  
Lynda D. Dusich-Allen  
Peggy Jean Elder  
Corey Scott Eldridge  
Amy Christine Elliott  
Catherine Rebecca Elliott  
Patrick Owen English  
David R. Ervin  
Melinda G. Estes  
Johnathan K. Farris  
John Speer Faughn  
Virginia Lee Ferrell  
Shane Allen Fitzhugh  
Kevin Wayne Fletcher  
Jennifer Michelle Lee Flickinger  
Natalie Claire Flowers  
Sharon Jean Flowers  
Derek A. Fogle  
Jaime Marie Folkerts  
Emily Ann Forbes  
Patricia Torres Fouse  
Kelly Hogart Frederick  
Elizabeth Brooke Fryer  
Christy L. Garland

Shellie Laine Gary  
Eric C. Gentry  
Jaime Lynn Gibson  
Misty Hampton Gish  
Clay Paul Goins  
Joseph B. Goode  
Whitney Jean Gossett  
David B. Gray  
Jennifer Leah Gray  
William Carson Gream  
Jason T. Green  
Ronald L. Greene  
Janise Catherine Greer  
Karie Ann Greider  
Jeffery Chad Griffin  
David Alan Grossman  
Tina R. Grossman  
De-Chih Guo  
Christi L. Hagerman  
Joshua Haines  
Shannon Marie Haire  
Jennifer Lynn Halbleib  
Heather Renee Haley  
Michele Diane Handegan  
Jessica Lynn Hardison  
Jacob I. Harper  
Jessica Anne Harris  
Anna Kathleen Hawkins  
Ellen K. Hawkins  
Tony L. Hawkins  
Brett Addison Heppner  
Kelley Paige Herring  
Kenneth James Hicks  
Denise Jean Higgins  
Adam Stuart Hines  
Jennifer Marie Arena Hodges  
Thomas A. Hogue  
Mistie Carmen Holloway  
Holly Lee Horn  
Lacey Ann Hoskins  
Valerie S. Howard  
Casey Alison Hunt  
Shonta Patrice Hunt  
Melanie Jarvis  
Amy Lynn Jenkins

**Murray State University Board Report**  
**Undergraduate Degrees Conferred**  
**May 8, 1999**

---

Anthony James Jett  
Michael Lee Johnson  
Christopher Lee Jones  
Jason Brent Jones  
Leland Edward Jones  
Robert Phillip Jones  
Lawrence Allen Karns  
Elizabeth Anne Karr  
Jason Dean Karstens  
Amy Louise Kiefer  
Seung Hyun Kim  
Tony Freeman Kinnis  
Natalie Jo Kitterman  
Jon Kizzee  
Danielle Lea Knight  
Natalie Anne Lacey  
Michelle L. Ladd  
Steven M. Lancaster  
Matthew Brannon Langston  
Colleen N. Lauer  
Danielle Renee Lear  
John Thomas Leonard  
William Bryce Levanti  
Willie Mae Lindsey  
Mary Jo Little  
Sara E. Klaus Little  
Donald Ray Logsdon  
Trisha LaVerne Lucas  
John Joseph Madura III  
Anthony James Mann  
Daxton Cade Martin  
Nikki D. Martin  
Marc Mavigliano  
Marvin Ross Maxwell  
Stephanie Lynn McClain  
Debbie A. McClanahan  
Marshella Dawn McClure  
Melissa Henson McCrate  
Stephanie Dawn McElya  
Sandy J. McEndree  
Susan Leigh McGregor  
Dawn Marie McKenzie  
Jason Wade McKinney  
Tiffany Gwasha McKinney  
Marcia Raye Middleton

Amanda Steele Miller  
Heidi Louise Clark Miller  
Lyn Allyson Miller  
Teresa L. Miller  
Matthew Steele Mills  
Matthew Christopher Mitchell  
Joshua Page Moore  
Lisa Kay Moore  
Beth Ann Morgan  
Christopher Shea Morris  
Sebastian S. Morris  
John Rodney Morrow  
Kori Allyson Moynahan  
Shannon Mumbower  
Shannon Marie Murphy  
Delissa Zickefoose Myers  
Shane Thomas Napier  
Steven Wayne Newman  
Lisa Hall Nixon  
Andrew Trevor Oakley  
Katie E. Olson  
Jeffrey Scott Overby  
Keyla Nicole Palmer  
Crystalyn Dawn Paris  
Clare Blake Parnell  
Cynthia L. Paschall  
James Robert Peak II  
Daniel Pellegrino  
Brad E. Pendley  
Kristal Pennington  
JuLee Christine Peterson  
Mary Katherine Petter  
Stacy L. Pintar  
Gina Marie Anderson Plunkett  
Kelly M. Polivick  
Chutchalee Pornbandidpatama  
John Stephen Powell  
Teresa Lynne Powell  
George Shannon Powers  
Thomas H. Prigge  
Leah Michelle Prince  
Frances Ann Pruitt  
Michael E. Puncuchar  
Brandy Jo Quam  
Garrick Adam Ramage

**Murray State University Board Report**  
**Undergraduate Degrees Conferred**  
**May 8, 1999**

---

Elaine Stephanie Ratliff  
H. Scott Ray  
Mandela N. Redden  
Robert Eric Reynolds  
Ashley Nicole Rhew  
Traci Ann Richerson  
Glenda Faye Riley  
David Elroy Roberson  
Lavina Ruth Rogers  
Nicola Ann Ross  
Richard W Rothwell  
Julie Gentry Routen  
LaTrita Vernee' Russell  
Bridget Russell-Powell  
Nicole D. Saindon  
Mark Edward Sallin  
Cory Aaron Samsil  
Elizabeth Michelle Sanders  
Michael Donald Sanders  
Sarah Frances Sanders  
Sarah Marie Scheller  
Kristina Renee Schnapf  
Lisa Marie Schneider  
Todd C. Self  
Timothy M. Shead  
Robert Daniel Sheehan  
Roy D. Sheppard  
Yin-Jung Shih  
Charles Douglas Shoemaker  
Larissa Leigh Shoemaker  
Bambi M. Silva  
Robert W. Simmons  
Scott Westly Simons  
Jessica Marie Skinner  
Tami Sue Slusser  
Jennifer Lynn Smith  
Wilbert E. Smith  
Nancy R Snyder  
Mary Lisa Sottile  
Michael Vincent Spanner  
Tori J. Squires  
Jay P. St. Pierre  
Benjamin W. Staats  
Sarah Lucinda Stallons  
Cynthia Lynn Steelneck

Mark J. Steinhofner  
Marcus Antoine Stepp  
Sarah Rebecca Sterchi  
Rose Marie Stevens  
Eleanor May Stewart  
Donald Milton Stokes  
Eric Scott Stone  
Sandra L. Stone  
James Samuel Sutor  
Andrea Michelle Tallman  
Kevin T. Terry  
Aaron Lloyd Thompson  
Cherie Timberlake  
Abigale L. Towery  
Harriet Barbara Tretina  
Christopher T. Tucker  
William Shannon Tucker  
Jay R. Vaughn  
Debra Lynn Vogel  
Trisha Nicole Vowell  
Daniel Todd Wagoner  
Kristi Lu Wahl  
Rebecca Carol Walker  
Amy Camille Warden  
Cara Lynn Watkins  
Tiffany Marsette Weatherwax  
Gregory L. Webb  
Jarrod Douglas Webb  
Matthew Taylor Westerfield  
Andrea Jean Whitaker  
Diana Lynn Mize Wicai  
Amy Elizabeth Wilbanks  
Ann Marie Williams  
David Earl Williams  
Kevin Lee Williams  
Julie Hardy Willingham  
Benjamin E. Wilson  
Charity Dawn Wilson  
Wendy Alice Wilson  
Jerry J. Wilson, Jr.  
Chianti A. Woodlee  
Cristie Lynn Wooten  
Bobbie Wilson Wrinkle  
Mary Beth Young  
Dana M. Zielinski

**Murray State University Board Report**  
**Undergraduate Degrees Conferred**  
**May 8, 1999**

---

**Bachelor of Science in Agriculture**

**Total: 52**

Cheryl Cox Baker  
Amanda Sue Beers  
Jarrod Thomas Bennett  
Aimee Lynn Berliner  
Rena L. Beyer  
Jeremy Browning Bradley  
Shelly Lyn Brilliant  
Payton Dennis Bullock  
Rhonda Carleen Caughlin  
Bradley Christopher Clements  
Lisa Gayle Colbert  
Susan Langhorne Dade  
Wilburn Weaver Dickerson Jr.  
Robert Matthew Ellison  
David Erin Farris  
Trent Brandon Gibson  
Monica Shane Gorham  
Susan Renee Griffin  
Adam Walter Grogan  
Carol Dian Hall  
Shannon D. Jackson  
Kristopher Lee Jones  
Stephanie Lynn Keel  
Stephen M. Keel  
Shawn P. MacLin  
Megan Malinauskas  
Kyle L. Martin  
Joseph Daniel Mattingly  
Heather E. McGinnis  
Melissa M. McKelvey  
Adam Jason Monroe  
Paul Scott Newman  
Karine Nunes  
Jonathan D. Parrish  
Grant Falwell Pittman  
Linda Lorraine Rafferty  
Angela K. Rawlings  
Zachary Wade Rister  
Stephen Robert Rusch, Jr.  
Cynthia Michele Sukovich  
Justin William Talip  
Julie Ann Thorpe

Jennifer Travis  
Christopher M. Tucker  
Belynda Charlann Van Meter  
Stacy Kendall Vincent  
Tiffany Jane Weingartner  
Diana Lynn Mize Wicai  
Michael Reed Williams II  
Cassidy Lynn Wilson  
Lauren Elizabeth Roberts Wolff  
Jason Lee Workman

**Bachelor of Science in Business**

**Total: 62**

Kathy Gordon Adams  
Ashley Brooke Arant  
Dominic V. Barnes  
Jonathan D. Barnes  
Rhonda Faye Beach  
Sabrina Dawn Bowker  
Kristin Monique Broady  
Amy Denise Buckman  
Angela D. Buckman  
Michael Bryan Cary  
Lisa Rene' Cherry  
Rachelle D. Collins  
Leigh Ann Conger  
Brian Dale Conner  
Melissa Lyn Corn  
Jaime Lynn Curry  
Treaa Stembridge Cutler  
Nikeya Ray Davis  
Monica Marie Devine  
Andrea Dierks  
Richard E. Dillon  
Patricia A. Dumas  
Laura Jenice Duvall  
Elizabeth A. Ebelhar  
Shelly Nicole Estes  
Michael Paul Evitts  
Linzie Randall Foster  
Christopher David Frazier  
Melvin Lawrence Godbey  
Lorie Anne Goodgine  
Rana A. Gordon  
Tracy Renee Hamilton

**Murray State University Board Report**  
**Undergraduate Degrees Conferred**  
**May 8, 1999**

James Adam Haynes  
Audra Jean Herndon  
Stephanie Lee Hodges  
Keith Loren Isbell  
Keith T. Jennings  
Jeffrey Layne Johnson  
Becky J. Kelso  
Brad Allen Knight  
Melissa Diane Kuta  
Donna Marie Lee  
Patsy J. Mallory  
Lynn Michele Marin  
Jo Lynn McDaniel  
Ryan Todd Murphy  
David Reid Jr.  
Michele Lyn Sanders  
William C. Sanders  
Elizabeth Anna Schwartz  
Kelly Hale Scruggs  
Vance Shore  
Connie R. Smith  
Katherine J. Stevenson  
Jeremy Sean Stom  
Lynette Rae Valleroy  
Aaron Andrew Whitaker  
Christy Sue Williams  
Bethany Celesta Wright  
Jennifer Ann Wright  
Mark D. Wunderlich  
Brian M. Wyatt

**Bachelor of Science in Vocational Technical Education**

Total: 2

Stephen F. Hollman  
Michael Charles Imboden

**Bachelor of Science in Nursing**

Total: 42

Wanda C. Anderson  
MacRae Coleman Austin  
Reba Hudson Basco  
Denise Lynn Beach  
Misty Michelle Bohn  
Beth Ann Boyer  
Dina J. Carner  
Jennifer Paul Carraway

7/2/99

Angela Kay Clark  
Michael Ronald Corbin  
Amie Sue Crow  
Christy Mathis DeHay  
Robin Lynn Duncan  
K. Amy Fennel  
Amy Carol Ford  
Wesley Alan Gass  
Peggy Lynn Harris  
Lori Suzanne Johnson  
Malinda K. Kendrick  
Camille Hansraj Lawler  
Kathy Lemonds Marcella  
Georgia A. McIntosh  
Amy Dunn McNichols  
Paula Owen Melton  
Judith Ann Mitchell  
Andrea Gilmore Newman  
Tamatha R. Owen  
Linda Kay Palmer  
Debra Grider Perry  
Jennifer Ann Renfroe  
Carrie Jean Smith  
Kaye Stobaugh  
Jennifer Michelle Arnett Story  
Brandi Lynn Tate  
Misty Bozarth Terry  
Linda Porter Upchurch  
Laura Vincent  
Cheryl Ann Kemp Vinson  
Jennean Marcella White  
Cinda ReNea Wilson  
Vicki L. Winebarger  
Bih-Huey Yeh

**Bachelor of Independent Studies**

Total: 3

Linda Austin Adkins  
Robert L. Crutchfield  
Dawn Bailey Hamilton

**Bachelor of Arts in Business**

Total: 13

Richard Wayne Boyle  
Candice Courtney Byassee  
Rebecca T. Fleming

From: Admissions & Registrar's Office

Pg 7 of 8

**Murray State University Board Report**  
**Undergraduate Degrees Conferred**  
**May 8, 1999**

---

Lance Gentis Hanni  
Melonie Dawn Harper  
Eugene A. Kumeyko  
Carlos A. Lopez  
Jennifer Diane Morris  
S. Ryan Phillips  
Joy Leia Roach  
Kristina L. Sturm  
Amy Grace Vaughan  
Sarah Jane Wynn

**Bachelor of Social Work**

**Total: 15**

Cassandra Larine Agnew  
Shawn Renee Brown  
Wendy Cavanaugh-Brooks  
Tiffany Cole  
Kelly Ann Coleman  
Katherine L. Dunn  
Tanya Emerson  
Jennifer Lynn Grentzer  
Daniel Keith Hargrove  
Kimberly Marie Holloway  
Jennifer Lavin Oliver  
Natalie Calistine Parish  
Christy Gail Riley  
Marvin Sliger, Jr.  
Jamie Travis

**Total Number of Degrees Conferred : 618**

A PROPOSED RESOLUTION FROM  
THE FACULTY AND STAFF AFFAIRS COMMITTEE  
OF THE BOARD OF REGENTS

The Board received and considered a report from the Faculty and Staff Affairs Committee of action taken by it in response to a request from the Faculty Senate that the Board of Regents state whether the Faculty Handbook is official policy. Upon motion of Mr. Lanier, duly seconded, and following discussion, it was

RESOLVED, that—

1. The Board of Regents states that the provisions of the Faculty Handbook adopted by it ~~represent~~ University policies and procedures.  
*contain*
2. The Faculty Senate is invited to proceed, in accordance with the provisions of Section 1.8 of the Faculty Handbook, with a review of the Handbook for the purpose of making a clear separation within the Handbook of "policies" and "procedures" and material of other kinds presently in the Handbook, and of stating the significance, distinctions and implications of the separation into those categories, all with a view to increased clarity of those present statements in the Handbook.
3. At the request of the Staff Regent, the Staff Congress is invited to consider the question of there being created a Staff Handbook, of nature similar to that of the Faculty Handbook and, if it concludes that such a Handbook should be created, to proceed, in company with the Office of Human Resources, to prepare such a Handbook and to submit it to the Vice-President for Administrative Affairs who, following his examination, will submit it to the President, with his recommendations, for the President's consideration and determination concerning submission of the Handbook to the Board of Regents for action.

June 18, 1999

June 18, 1999

**A COMMENT FROM PHILIP M. LANIER, REGENT,  
TO THE BOARD OF REGENTS**

This memorandum is directed to the recent controversy over Dr. Alexander's decision to release for public view the so-called "student evaluations of faculty".

I have reviewed the Attorney General opinions and Open Record opinions cited by the Faculty Senate from time to time, a few cases, and the statutes. It is my view that Dr. Alexander exercised a discretion placed by the law in him in deciding to release the material; that whether one agrees with his decision or not he acted responsibly and consistently with the law in deciding to make a decision; and that neither provisions of the Faculty Handbook nor the statutes were violated.

The provisions of the Handbook relating to this subject do not in my opinion rise to the level of University policy, for reasons discussed in the report submitted to the Board today by the Faculty/Staff Affairs Committee. The provisions of the Open Records law do apply. Their interpretation on disclosure/non-disclosure involves, as the courts and the Attorney General have said, a discretionary balancing of public and private interests. When discretion's territory is entered, one finds oneself in a land of far horizons, where the charts are sometimes few in number, not always clear and certainly not always interpreted in the same way by all observers. Allowances must be made to the navigator, and an attitude of censure is seldom the appropriate one.

In my opinion, Dr. Alexander's actions were consistent with the law. Perhaps, as some have suggested, Dr. Alexander could have sought an opinion from the Attorney General, but he was certainly not required to do so, and an experienced administrator could well decide to make his own judgment in an uncertain world. (I would add that there is no assurance that the Attorney General would have been prepared to render what would have been an advisory opinion only.)

The published opinions of the Attorney General (including the Open Record opinions) are really not of much help. Each one of them depends upon the particular circumstances of the case being passed upon, and the opinions do not always state all of the facts. It is a case-by-case matter, and so the Kentucky Supreme Court has said. Dr. Alexander obtained an opinion from the University General Counsel in advance of his decision to release the document, and Mr. Rall saw essentially what I saw and have just referred to. Opinions of the Attorney General may be of some general guidance, but the specific case must stand upon its own facts.

Offense has been taken because of a belief that Dr. Alexander should have conferred with faculty before authorizing release. There is no clear answer; again, it is a matter of discretion.

The problem facing Dr. Alexander was to deal with the public's generally-acknowledged "right to know" and the statute's exemption from public disclosure of "information of a personal nature where the public disclosure thereof would constitute a clearly unwarranted invasion of personal privacy." An examination of the released material does not persuade me that the disclosure constituted such an invasion. Such was the problem before the President.

I have heard it said that Dr. Alexander was asked about the Faculty Handbook as a statement of policies, and that he commented that the University policies are to be found in the minutes of the Board of Regents. This comment, if made, has been taken by some to mean that Dr. Alexander does not regard the Handbook as containing policy. I know from him that that is not his position. I think that if he spoke as reported, he was being precise – perhaps overly so for his interrogator. Dr. Alexander could have had in mind such words as are contained in an opinion of the United States Court of Appeals for the Sixth Circuit: "A public body such as the Board of Regents may make official pronouncements only through its minutes." Edinger v. Board of Regents of Morehead State University, 906 Fed. 2d. 1136, decided in 1990. Such a statement as attributed to the President in no way means that the Handbook does not contain statements of policy; it simply says that the *source* of policy is in the minutes of the Board. Dr. Alexander would have said one thing, his interrogator would have been thinking of another. So it too often is with "communicating".

I request that this paper be placed with the minutes of the meeting of the Board of Regents on June 18, 1999.

  
\_\_\_\_\_  
REGENT

**RESOLUTION AND ORDER**

**WHEREAS**, there is a certain building known as the Mobile Home (Building #808) which contains 990 square feet and is located at the Wickliffe Mounds Research Center; and

**WHEREAS**, said Mobile Home was purchased to support the academic program of the Department of Sociology, Anthropology and Social Work at Murray State University; and

**WHEREAS**, the Administration of Murray State University has made written request that the Board of Regents enter its order authorizing the disposition of the above mentioned property; and

**WHEREAS**, said building should, in the judgment of this Board of Regents, pursuant to its duties and functions set out in KRS 164A.575 (7), be sold or razed as it no longer is serviceable for its intended purpose.

**NOW THEREFORE**, it is hereby determined that said building be sold for the reason as indicated above, and the Secretary of the Finance and Administration Cabinet is requested to take the necessary action to authorize selling or razing of said building.

THIS, the 18th day of June 1999.

---

Sid Easley, Chairman  
Board of Regents  
Murray State University

**Certification**

I, Sandra M. Rogers, Secretary of the Board of Regents of Murray State University, hereby certify that the above resolution was adopted by the Board of Regents at its meeting held on June 18, 1999.

Witness my hand and seal, this 18th day of June, 1999.

---

Sandra M. Rogers, Secretary  
Board of Regents  
Murray State University  
Murray, KY 42071

04/14/1999

Page: 1

**COMMONWEALTH OF KENTUCKY  
1998-2004 CAPITAL PLANNING SYSTEM  
FORM SYP-01. PROJECT SUMMARY RECORD**

Branch: 3 Executive Branch  
Cabinet/Function: 45 Cabinet for Postsecondary Education  
Agency/Institution: 445 Murray State University

**SUMMARY BY FUND SOURCE**

Fund Source	Reauthorize	Planned FY 1999-2000	Planned FB 2000-2002	Planned FB 2002-2004	Total New Funds Planned
General Fund			115,963,500	1,395,000	117,358,500
Restricted Funds	18,212,000		25,944,000	7,119,700	33,063,700
Federal Funds			85,000		85,000
Bond Funds	1,367,000		49,083,000	5,478,000	54,561,000
Agency Bonds			30,455,000	200,000	30,655,000
Total Funds	19,579,000		221,530,500	14,192,700	235,723,200

**PROJECT LISTING****FB 2000-2002**

Priority Cbnt	Agcy	Project Name	C/E/T	Type Need	Reauth Funds	New Funds	Fund Sources
9998	0001	U-MuSU Agricultural Technology Telecommunications Ctr	CC	NC/ES		20,000,000	GF
9998	0002	U-MuSU New Science Building	CC	NC/ES		25,872,000	GF
9998	0003	U-MuSU New Breathitt Veterinary Center	CC	NC/ES		12,500,000	GF
9998	0004	U-MuSU Northwest Regional Postsecondary Education Ctr	CC	NC/ES		9,000,000	BF
9998	0005	U-MuSU Deferred Maintenance: E & G Pool < \$400,000	CC	PP/PI		864,000	BF
9998	0006	U-MuSU Deferred Maintenance: H & D Pool < \$400,000	CC	PP/PI		930,000	AB
9998	0007	U-MuSU Life Safety: H & D Pool < \$400,000	CC	PP/GM		40,000	AB
9998	0008	U-MuSU Life Safety: E & G Pool < \$400,000	CC	PP/GM		852,000	GF
9998	0009	U-MuSU Replace Richmond Hall	CC	NC/ES	6,500,000	1,500,000	RF
9998	0010	U-MuSU Projects Less Than \$400,000 E & G	CC	PP/PI		792,000	BF
9998	0011	U-MuSU Capital Renewal: E & G Pool < \$400,000	CC	PP/PI		2,705,000	BF
9998	0012	U-MuSU Capital Renewal: H & D Pool < \$400,000	CC	PP/PI		195,000	AB
9998	0013	U-MuSU Electrical Distribution Upgrade	CC	MR/UT		3,330,000	BF

## FB 2000-2002 (Continued)

Priority Cibnt	Agcy	Project Name	C/E/T	Type Need	Reauth Funds	New Funds	Fund Sources
9998	0014	U-MuSU Hart Hall Renovation	CC	MR/PI		7,000,000	AB
9998	0015	U-MuSU Elizabeth College - Renovate HVAC System	CC	MM/PI		1,200,000	RF
9998	0016	U-MuSU Hester College - Renovate HVAC System	CC	MM/PI		800,000	RF
9998	0017	U-MuSU White College - Renovate HVAC System	CC	MM/PI		1,000,000	RF
9998	0018	U-MuSU White College - Replace Domestic Water Piping	CC	MM/PI		500,000	RF
9998	0019	U-MuSU Regents College - Replace Domestic Water Piping	CC	MM/PI		500,000	RF
9998	0020	U-MuSU Regents College - Renovate HVAC System	CC	MM/PI		1,000,000	RF
9998	0021	U-MuSU Springer College - Renovate HVAC System	CC	MM/PI		1,000,000	RF
9998	0022	U-MuSU Replace Clark Hall	CC	NC/ES		8,000,000	AB
9998	0023	U-MuSU Replace Franklin Hall	CC	NC/ES	6,500,000	1,500,000	RF
9998	0024	U-MuSU Franklin College - Renovate HVAC System	CC	MM/PI		1,000,000	RF
9998	0025	U-MuSU Land Acquisition Pool	CC	AQ/ES		1,000,000	RF
9998	0026	U-MuSU Purchasing and Accounts Payable System	IT	DC/SP		250,000	GF
9998	0027	U-MuSU Telecommunications Switching Systems	IT	PE/SP		120,000	GF
9998	0028	U-MuSU Network Nine Residence Halls	IT	LN/IA		1,300,000	RF
9998	0029	U-MuSU Campus Network Distribution System	IT	LN/NI		3,000,000	BF
9998	0030	U-MuSU Replace Campus Telephone Cable	CC	MM/OT		1,708,000	BF
9998	0031	U-MuSU Extend Energy Management System	CC	ME/UT		2,000,000	BF
9998	0032	U-MuSU Pogue Electric and HVAC Renovation	CC	MR/PI		750,000	GF
9998	0033	U-MuSU Pogue Library Renovation	CC	MR/PI		3,756,000	BF
9998	0034	U-MuSU Blackburn Science Instructional & Research Equip	BQ	SR/ES		1,900,000	GF

## FB 2000-2002 (Continued)

Priority C bnt	Agcy	Project Name	C/E/T	Type Need	Reauth Funds	New Funds	Fund Sources
9998	0035	U-MuSU ADA Compliance: Arch Barriers	CC	MM/GM	E&G Blackburn 1,367,000		BF
9998	0036	U-MuSU Recording/Playback Lab & Special Instrument Replacement	EQ	AE/ES		188,000	RF
9998	0037	U-MuSU Optics Lab Equipment	EQ	AE/ES		170,000	RF FF
9998	0038	U-MuSU General Physics Lab Workstations	EQ	AE/ES		547,000	GF
9998	0039	U-MuSU ICP-MS Fisions Instruments	EQ	AE/ES		142,000	GF
9998	0040	U-MuSU Replace Home Economics Appliances, etc.	EQ	AE/ES		120,000	RF
9998	0041	U-MuSU Air Testing and Monitoring Equipment	EQ	AD/GM		125,000	GF
9998	0042	U-MuSU Breathitt Electron Microscope -Transmission Type	EQ	SR/ES		250,000	GF
9998	0043	U-MuSU Breathitt Electron Microscope - Scanning Type	EQ	SR/ES		300,000	GF
9998	0044	U-MuSU Stereo Lithograph	EQ	AE/ES		500,000	RF
9998	0045	U-MuSU Dark Room Scanner	EQ	AE/ES		120,000	RF
9998	0046	U-MuSU Materials Testing Machine	EQ	AE/ES		240,000	RF
9998	0047	U-MuSU Central On-Line Storage System	IT	MC/DS		966,000	GF
9998	0048	U-MuSU Centralized Support System	IT	MC/DS		1,850,000	BF
9998	0049	U-MuSU Music Computer Equipment	EQ	AE/ES		250,000	GF
9998	0050	U-MuSU Music Education Equipment	EQ	AE/ES		1,332,000	GF
9998	0051	U-MuSU Broadcasting Education Lab Equipment	EQ	AE/ES		200,000	GF
9998	0052	U-MuSU Fine Arts Studio Equipment	EQ	AE/ES		419,000	GF
9998	0053	U-MuSU Humanistic Studies Computer Equipment	IT	IM/DL		120,000	GF
9998	0054	U-MuSU CVL Endeavor Equipment	IT	DC/DS		100,000	GF
9998	0055	U-MuSU Replace Central Plant Boiler	CC	MR/UT		666,000	GF

## FB 2000-2002 (Continued)

Priority C/bnt	Agcy	Project Name	C/E/T	Type Need	Reauth Funds	New Funds	Fund Sources
9998	0056	U-MuSU Central Plant - Add Chiller	CC	NC/UT		630,000	GF
9998	0057	U-MuSU Replace Physical Plant Electrical Sub-station	CC	ME/UT		796,000	GF
9998	0058	U-MuSU Upgrade Highway 121 Electrical Substation	CC	MR/PI		1,000,000	GF
9998	0059	U-MuSU Replace High Voltage Feeder	CC	MM/UT		1,141,000	BF
9998	0060	U-MuSU Applied Science - Electrical Upgrade	CC	MM/PI		850,000	GF
9998	0061	U-MuSU Wells Hall - Electrical Upgrade	CC	MM/PI		600,000	GF
9998	0062	U-MuSU Sparks Hall - Electrical Upgrade	CC	MM/PI		952,000	GF
9998	0063	U-MuSU Sparks Hall - Renovate HVAC System	CC	MM/PI		500,000	GF
9998	0064	U-MuSU General Services - Renovate HVAC System	CC	MM/PI		500,000	GF
9998	0065	U-MuSU Special Education Bldg - Renovate HVAC System	CC	MM/PI		500,000	GF
9998	0066	U-MuSU Price Doyle HVAC Replacement & Energy Retrofit	CC	MM/PI		750,000	GF
9998	0067	U-MuSU ADA Compliance: Elev Ctrls/Modify E&G < \$400,000	CC	PP/GM		1,013,000	GF
9998	0068	U-MuSU ADA Compliance: Arch Barrier E&G Pool < \$400,000	CC	PP/GM		2,092,000	GF
9998	0069	U-MuSU ADA Compliance: Arch Barriers H&D Pool <\$400,000	CC	PP/GM		355,000	RF
9998	0070	U-MuSU Asbestos Abatement: H & D Pool < \$400,000	CC	PP/GM		836,000	RF
9998	0071	U-MuSU Asbestos Abatement: E & G Pool < \$400,000	CC	PP/GM		272,500	GF
9998	0072	U-MuSU CFC Compliance: E & G Chillers Replacement	CC	PP/GM		585,000	GF
9998	0073	U-MuSU Equipment less than \$100,000	EQ	OT/OT		612,000	GF
9998	0074	U-MuSU Guaranteed Energy Savings Project	CC	PP/PI		6,000,000	RF
9998	0075	U-MuSU Energy Conservation E & G Pool < \$400,000	CC	PP/UT		386,000	GF
9998	0076	U-MuSU Natatorium/Wellness Center	CC	NC/ES		15,000,000	GF

## FB 2000-2002 (Continued)

Priority C/bnt	Agcy	Project Name	C/E/T	Type Need	Reauth Funds	New Funds	Fund Sources
9998	0077	U-MuSU Renovate Richmond Residential College	CC	MM/PI		2,500,000	RF
9998	0078	U-MuSU Ctr for Applied and Basic Environmental Research	CC	NC/ES		3,500,000	GF
9998	0079	U-MuSU Winslow Cafeteria Exterior	CC	MM/PI		500,000	AB
9998	0080	U-MuSU Winslow Cafeteria - Replace Mechanical Equipment	CC	MM/PI		500,000	RF
9998	0081	U-MuSU Clark College - Renovate HVAC System	CC	MM/PI		1,000,000	RF
9998	0082	U-MuSU Construct New Dormitories	CC	NC/ES		10,154,000	AB
9998	0083	U-MuSU College Courts Renovation	CC	MR/PI		3,636,000	AB
9998	0084	U-MuSU College Courts - Electrical Upgrade	CC	MM/PI		1,200,000	RF
9998	0085	U-MuSU Business Building Renovation & Modernization	CC	MA/RR		5,400,000	GF
9998	0086	U-MuSU Industrial Education Renovation	CC	MM/PI		4,396,000	GF
9998	0087	U-MuSU Crisp Regional Higher Education Ctr Renovation	CC	MR/RR		700,000	GF
9998	0088	U-MuSU Waterfield Library Addition	CC	ME/ES		5,000,000	BF
9998	0089	U-MuSU Woods Academic/Student Services Building	CC	MA/RR		2,000,000	BF
9998	0090	U-MuSU Ordway Hall Renovation	CC	MR/PI		3,962,000	BF
9998	0091	U-MuSU National Scouting Museum, BSA Phase III	CC	ME/RR	5,212,000		RF
9998	0092	U-MuSU Expo Center Renovation	CC	MM/PI		943,000	GF
9998	0093	U-MuSU Lovett Renovation	CC	MR/PI		4,508,000	BF
9998	0094	U-MuSU Replace Motor Pool Maintenance Facility	CC	NC/ES		2,500,000	GF
9998	0095	U-MuSU Baseball Fld & RSEC/Stadium Prkg Sidewalk Lights	CC	MR/ES		600,000	GF
9998	0096	U-MuSU Church of Christ Building Renovation	CC	MA/PI		1,467,000	BF
9998	0097	U-MuSU Stewart Stadium Structural Repairs	CC	MM/PI		2,000,000	BF

## FB 2000-2002 (Continued)

Priority Cmnt	Agcy	Project Name	C/E/T	Type Need	Reauth Funds	New Funds	Fund Sources
9998	0098	U-MuSU Westside Baptist Building Renovation	CC	MA/PI		900,000	GF
9998	0099	U-MuSU Westside Church Demolition/Disposal/Site Repair	CC	DE/ES		425,000	GF
9998	0100	U-MuSU Pedestrian Mall	CC	NC/OT		692,000	GF
9998	0101	U-MuSU Cutchin Fieldhouse - Floor Lights & Electric	CC	MM/PI		600,000	GF
9998	0102	U-MuSU Cutchin: Add Chilled Water to Central System	CC	MR/UT		608,000	GF

## FB 2002-2004

Priority Cmnt	Agcy	Project Name	C/E/T	Type Need		New Funds	Fund Sources
9998	0001	U-MuSU Deferred Maintenance: E & G Pool < \$400,000	CC	PP/PI		1,612,000	BF
9998	0002	U-MuSU Life Safety: E & G Pool < \$400,000	CC	PP/GM		120,000	GF
9998	0003	U-MuSU Projects Less Than \$400,000 E & G	CC	PP/PI		1,431,000	BF
9998	0004	U-MuSU Capital Renewal: E & G Pool < \$400,000	CC	PP/PI		2,435,000	BF
9998	0005	U-MuSU Capital Renewal: H & D Pool < \$400,000	CC	PP/PI		200,000	AB
9998	0006	U-MuSU Land Acquisition Pool	CC	AQ/ES		1,000,000	RF
9998	0007	U-MuSU ADA Compliance: Elev Ctrls/Modify E&G < \$400,000	CC	PP/GM		510,000	GF
9998	0008	U-MuSU ADA Compliance: Arch Barrier E&G Pool < \$400,000	CC	PP/GM		765,000	GF
9998	0009	U-MuSU ADA Compliance: Arch Barriers H&D Pool <\$400,000	CC	PP/GM		320,000	RF
9998	0010	U-MuSU Asbestos Abatement: H & D Pool < \$400,000	CC	PP/GM		327,000	RF
9998	0011	U-MuSU Guaranteed Energy Savings Project	CC	PP/PI		5,472,700	RF

Subject: NAMING OF CAMPUS FACILITIES, PROGRAMS AND  
ACTIVITIES  
Date Adopted: May 12, 1979  
Date Amended: ~~May 12, 1990~~ June 18, 1999  
References: Minute Book: 22 Page: 311  
Minute Book: 45- 71 Page: 12 //

At the Board of Regents meeting on ~~May 12, 1990~~, June 18, 1999, the Board of Regents, upon the recommendation of the Acting President, adopted the following policy on naming of campus facilities and programs:

~~When naming buildings and other facilities, Murray State University seeks to honor those people who have made exceptional contributions to the University, the Commonwealth and the Nation.~~ The naming of buildings and other facilities, as well as programs and activities at Murray State University, is a manner in which the University can: honor individuals important to the institution; such as deceased faculty, administrators and public officials; give prominent recognition for eminence in intellectual, artistic and other endeavors associated with the mission of the University; or show its appreciation for a substantial gift benefiting the University. Any recommendation for the naming of buildings, parts of buildings or outdoor areas, programs or activities shall be based on what is in the best interest of the University. Each naming proposal should take into account established criteria and other guidelines. The naming of buildings and other facilities, programs and activities will be done by the University's Board of Regents on the recommendation of the President, who shall be advised by the University Committee on Naming of Facilities, and Programs and Activities, following the guidelines listed below:

Persons so honored will have made major contributions to the University in one or more of the following ways:

1. By providing distinguished scholarly efforts and service to the University;
2. By giving substantial support to the University's building program, such as gifts covering the major portion of the cost of a given construction; or
3. By bringing honor to the University through outstanding service to the community, state and nation.

To give recognition to those who have made significant contributions to the University, but on a scale of less magnitude than indicated above, spaces and physical features, such as auditoriums, reading rooms, laboratories, observatories, theatres, conference rooms, gardens, plazas, and similar distinguishable interior and exterior spaces may be named for the honoree(s).

### THE COMMITTEE:

The University Committee on Naming of Facilities, ~~and Programs and Activities~~ shall receive nominations for naming university buildings, rooms, sites, programs or other facilities or areas.

The Committee shall be comprised of one representative **each**, recommended by the Faculty Senate, the Staff Congress, the Student Government Association and the MSU Alumni Association. These members shall be nominated by their respective organizations and appointed by the President of the University for a term of one year.

One or more of the following, as deemed appropriate by the President:

- The Vice President for Academic Affairs (or designated representative)
- The Vice President for Student ~~Development Affairs~~ (or designated representative)
- The Vice President for ~~University Relations and Development~~ **Institutional Advancement** (or designated representative)
- **The Director of Development (or designated representative)**
- The Executive Director of the MSU Foundation (or designated representative)
- **The Executive Director of the RACER Foundation (or designated representative)**
- The Vice President for Finance and Administration (or designated representative) who will serve ex officio as chairman of the Committee.

The Chair of the Committee will be responsible for forwarding the recommendation of the Committee to the President.

### CATEGORIES OF DESIGNATION:

The Committee on Naming of Facilities, ~~and Programs and Activities~~ will consider nominations for naming several different categories of academic or university-related activities, facilities, or holdings. These include, but are not limited to:

1. Geographical sites or centers such as Hancock Biological Station, the Wickliffe Mounds Research Center, Murphy's Pond, etc.
2. Exterior facilities such as buildings, ways, special-use land areas, or sites outside buildings, such as Sparks Hall, Stewart Stadium, **Gilbert Graves Drive** and other such currently designated and undesignated facilities.
3. Internal facilities such as lecture halls, lounges, laboratories, seminar rooms, or special areas within buildings, such as Johnson Theatre, Lovett Auditorium, and Farrell Recital Hall.
4. ~~Awards, prizes, endowed scholarships or fellowships, such as the Breazeale Fellowships, the Stallings Scholarships, the Hutson Scholarship and the Max Carmen Award for Excellence in Teaching.~~

5. Academic programs, institutes, centers, colleges, endowed or special chairs. ~~or professorships or programs.~~

### PROCEDURES

Nominations may be submitted by anyone from the University, community or from the community at large. Nominations should contain an explanation of the significance of the proposed designation, and should be addressed to the chair of the Committee on Naming of Facilities, ~~and Programs and Activities.~~

When nominations are received by the committee, the expressed desires of those most closely related to the specific category or item shall be taken into consideration. This shall include the personnel of the unit, as well as other considerations which may come to the attention of the committee.

Nominations approved by the committee shall be forwarded to the University President for consideration and possible recommendation to the Board of Regents, who will make the final determination of the matter.

### OTHER CONSIDERATIONS

1. The designation shall include a functional description such as Eagle Gallery, Waterfield Governmental Studies Program, etc.
2. ~~The naming of major campus sites, academic units, or external facilities should be limited to persons of national, state, local, or institutional significance.~~
3. ~~The more intimate facilities, awards, prizes, special collections and endowed scholarships etc., should be reserved for memorializing those persons most closely related the University community (such as individual regents, administrators, faculty, staff, students, alumni, benefactors, and friends).~~
2. To facilitate exterior lettering, listing in directories, mailing addresses, class schedules, etc., the naming of a building in honor of any individual should use the surname only, such as "Wells Hall," "Stewart Stadium," and "Waterfield Library." A suitable plaque should be located in the lobby or other appropriate inside location, giving the full name and brief biography of the person honored. To the extent feasible, a uniform system of marking facilities should be adopted.
3. ~~University programs and facilities or parts thereof should not be named for persons active as MSU faculty members or administrators, current members of the MSU Board of Regents, or persons active in positions relating to current university operations, such as legislators and members of the Council of Higher Education. The naming of facilities, programs and activities in honor of campus administrative officials, faculty, staff or elected or appointed public officials shall normally occur only after the campus employment or public service has concluded.~~

4. The credentials, character and reputation of each individual for whom the naming of a program or facility is being considered shall be carefully evaluated. In the interest of all concerned, discretion of the highest magnitude should be exercised in such deliberations. Recommendations submitted from the committee for consideration and action must be accompanied by appropriate supportive documentation.
5. The name should advance the reputation of the University as well as increase the understanding and public support for its programs.
6. The name should not confuse the public about location or function of the designated building or facility, but rather should enhance a visitor's ability to identify, locate and use it.
7. Sub-units of a new or existing facility may be named separately to recognize an outstanding individual or donor wishing to contribute the cost of a portion of a building, a room in a building, a major equipment item, a major area feature etc. In these instances, an appropriate plaque may be installed to acknowledge ~~such recognition~~ the contribution. The committee will ensure involvement by personnel at the college or departmental level and still assure university-wide standards are met in terms of aesthetics, qualitative standards and optimum donor support.
8. Donors wishing to furnish a lounge, office, conference room, etc., will be honored by an appropriate plaque on the door or some other appropriate inside location.
9. ~~Chairs and professorships, academic departments and university programs, centers and colleges are examples of programs which may be named in honor of a donor. Endowed scholarship programs~~ Awards, prizes, lecture series, endowed funds, scholarships or fellowships, such as the Breazeale Fellowships, the Hutson Scholarship and the Max Carmen Award for Excellence in Teaching are routinely named in honor of donors, and need not be considered by the committee.
10. In some unique situations, it will be deemed necessary to change the name of an already-designated facility. It must be realized that such a process is apt to be a matter requiring diplomacy and delicacy; such actions will be the domain of the Committee on Naming of Facilities, ~~and Programs and Activities~~, which must act with discretion and a due sense of consideration for the parties involved.
11. There will be occasions on which a previously designated facility will cease to exist; this may come as the result of new construction, natural phenomena or changes in the physical composition of the university. When this occurs, it shall be the responsibility of the Committee on Naming of Facilities, ~~and Programs and Activities~~ to:
  - a. give the name of the previous facility to another appropriate facility, OR
  - b. establish some other permanent memorial on the site of the former facility, OR
  - c. establish a permanent display to memorialize the former facility through the Wrather West Kentucky Museum OR
  - d. take other appropriate measures.

12. In all such cases, the committee should act with discretion and a due sense of consideration for the parties involved.
13. The University Committee on Naming of Facilities, ~~and Programs and Activities~~ will not be charged with planning or coordinating dedication ceremonies.
14. In all instances where the word "person," "individual," or "donor" is used in this policy, the same shall be deemed to include corporations, **foundations** or other appropriate legal entities.
15. ~~In unique circumstances,~~ Exceptions to this policy must be approved by the MSU Board of Regents.

**OPERATIONAL CONSIDERATIONS:**

(To be updated periodically, as the need arises.)

~~For a new facility or a facility renovation,~~ **Capital construction of new facilities or facility renovation requires** a "substantial gift," which is subject to negotiation between the donor(s) and university officials; ~~but typical~~ **Typical** guidelines would suggest that it be defined as: at least fifty percent (50%) of the cost of the facility where such cost is determined to be less than one million dollars (\$1,000,000). For new buildings or renovations costing more than one million dollars, the amount of the gift, which should not be less than five hundred thousand dollars (\$500,000), is subject to negotiation between the donor(s) and university officials. ~~the donor(s) contribute 50% of the cost up to the first one million dollars (\$1,000,000) and 25% of the cost exceeding one million dollars (\$1,000,000). For example:~~

- A project costs \$800,000 x 50% = \$400,000 contribution required
- A project costs \$3,000,000 = (\$1,000,000 x 50% = \$500,000) + (\$2,000,000 x 25% = \$500,000) = a total contribution of \$1,000,000

For an existing facility or program, a "substantial gift" is subject to negotiation between the donor(s) and university officials.

For other naming opportunities, see Addendum 1, *List of Named, Endowed Donor Opportunities*, and Addendum 2, *Description of Naming Opportunities*.

~~Chairs and professorships will normally be named in connection with gifts of approximately five hundred thousand dollars (\$500,000) and two hundred and fifty thousand dollars (\$250,000) respectively. For departments, centers and programs, the gift amount should provide for significant earnings relative to the operation of the department or program.~~

~~When the request for naming a facility or program comes from other than a faculty member, suitable donations may be sought from those making the request and other advocating such recognition.~~

~~For an existing facility or program, a "substantial gift" is subject to negotiation between the donor(s) and university officials.~~

A financial gift of the amount mentioned above **or in the addenda** does not automatically result in the naming of a facility or program for an individual.

Addendum 1  
LIST OF NAMED, ENDOWED DONOR OPPORTUNITIES

Murray State University NAMED ENDOWED FUND TYPE		MINIMUM*
<b>Facility</b> <i>Capital Construction of new facility or renovation of existing facility: 50% of the cost up to the first one million dollars (\$1,000,000) and 25% of the cost exceeding one million dollars.</i>		Consultation Required
<b>Named Academic Discipline, Program, Institute, Center, or College</b>		Consultation Required
<b>Chair</b> <i>Includes full or substantial portion of salary and related expenses</i>		\$1,000,000
<b>Professorship</b> <i>Includes salary supplement and research support</i>		\$250,000
<b>Scholarship</b> <i>Student financial aid may include tuition, books and other educational expenses. "Full-ride" includes room and board, as well.</i>	Out of State, Full ride	\$200,000
	In-State, Full-ride	\$125,000
	Full Tuition	\$54,000
	Minimum	\$20,000
<b>Faculty Fellowship</b> <i>Includes research and other support for faculty</i>		\$100,000
<b>Series</b> <i>Provides funds to bring artists, cultural events, and distinguished guests to campus</i>		\$100,000
<b>Lectureship</b> <i>Includes travel and honoraria for speakers, and publication/media costs of lectures</i>		\$75,000
<b>Graduate Fellowship</b> <i>Includes tuition, books, research and may include living expenses</i>		\$50,000
<b>General Endowment</b> <i>For unrestricted or discretionary purposes only</i>		\$20,000
<b>Library</b> <i>May include collections, acquisitions, operations, preservation, or technology</i>		\$20,000 Consultation Required
<b>Other</b>		Consultation Required

*For consultation, please contact the Development Office at 502/762-3737.*

*\*Subject to inflationary adjustments without notice.*

## Addendum 2

### DESCRIPTIONS OF NAMING OPPORTUNITIES

#### BUILDINGS AND FACILITIES

Typical guidelines for capital construction of new facilities or facility renovation would suggest that the donor(s) contribute 50% of the cost up to the first one million dollars (\$1,000,000) and 25% of the cost exceeding one million dollars (\$1,000,000). For an existing facility or program, a "substantial gift" is required.

Consultation is required as a "substantial gift" is subject to negotiation between the donor(s) and university officials.		
Up to the first \$1,000,000		50% of cost
In excess of \$1,000,000		25% of cost
Areas within Buildings		\$350,000
Classrooms		\$100,000

#### ACADEMIC DISCIPLINE, PROGRAM, INSTITUTE, CENTER, OR COLLEGE\*

Academic Disciplines, Programs, Institutes, Centers, or Colleges at Murray State University may be named in recognition of a gift sufficient to have a significant and lasting impact.

College	\$15,000,000
Department	\$5,000,000
Institute/Program/Center	\$2,500,000
Endowed Fund in support	\$100,000
Endowed Tech/Equipment Fund	\$100,000
Endowed Athletic Team Fund	\$100,000
*Consultation with donor is required.	

#### ENDOWED CHAIRS

The endowed chair position provides an eminent scholar with a salary, as well as additional sums to fund graduate assistant salaries, secretarial help, course development, and traveling expenses. An endowed chair is key in attracting and retaining the acknowledged leaders in their fields.

Regents Chair	\$2,000,000
Presidential Chair	\$1,500,000
Distinguished University Chair	\$1,000,000

#### ENDOWED PROFESSORSHIPS

An endowed professorship allows the University to attract top faculty, by supplementing departmental support. Funds are used to provide salary supplements, graduate assistant stipends, secretarial help, and travel expenses. As with named chairs, this kind of support can influence the caliber of faculty the University is able to recruit, as well as the equality of teaching and instruction a department is able to provide.

Regents Professorship	\$1,000,000
Presidential Professorship	\$500,000
Distinguished University Professorship	\$250,000

#### ENDOWED CULTURAL OR LECTURE FUND SERIES

Funds are used to bring artists, cultural events, and distinguished guests to campus. These will enliven the academic environment and provide learning opportunities beyond the traditional classroom setting.

Regents Series	\$500,000
Presidential Series	\$250,000
Distinguished University Series	\$100,000

### ENDOWED FACULTY FELLOWSHIPS

Faculty fellowships allow the university to provide extra funds to outstanding faculty members. These funds help those who receive them to further their work in teaching, research, and public service. Endowment income goes toward paying graduate assistants, secretarial support, and travel expenses.

Regents Fellowship	\$300,000
Presidential Fellowship	\$200,000
Distinguished University Fellowship	\$100,000

### ENDOWED LECTURESHIP

Funds are used to bring to campus distinguished lecturers with expertise and experience relevant to the special interests of a particular college or department. Earnings from the endowed fund will provide for honoraria, travel expenses, publication of lectures, and other costs associated with presenting such speakers.

Regents Lectureship	\$300,000
Presidential Lectureship	\$150,000
Distinguished University Lectureship	\$75,000

### ENDOWED GRADUATE FELLOWSHIP

Funds are used to attract talented and highly motivated graduate students. These funds reward graduate students in keeping with their respective needs, responsibilities, and stages of academic development.

Regents Fellowship	\$300,000
Presidential Fellowship	\$100,000
Distinguished University Fellowship	\$50,000

### ENDOWED SCHOLARSHIPS

Student financial aid may include tuition, books and other educational expenses. "Full-ride" includes room and board, as well.

Regents (Out of State, Full ride)	\$200,000
Presidential (In-State, Full-ride)	\$125,000
Distinguished University (Full Tuition)	\$54,000
Minimum	\$20,000

### ENDOWED LIBRARY SUPPORT

Funds provide flexible support for future library operations. Income from the endowment is used for increasing book acquisitions, maintaining the collection, updating computer research methods, and upgrading library services for students, faculty, alumni and the community.

Periodicals, Book, or Media Acquisition	\$20,000
Collections*	\$20,000

*\*Consultation with donor is required.*

### GENERAL ENDOWMENT

Funds are used for unrestricted or discretionary purposes.

Endowment (minimum)	\$100,000
---------------------	-----------

### OTHER

Teaching Award	\$50,000
----------------	----------

## RESOLUTION

RESOLUTION OF THE SPECIAL COMMITTEE OF THE BOARD OF REGENTS OF MURRAY STATE UNIVERSITY ACCEPTING THE SUCCESSFUL BID FOR THE PURCHASE OF MURRAY STATE UNIVERSITY HOUSING AND DINING SYSTEM REVENUE BONDS, SERIES N, DATED APRIL 1, 1999.

WHEREAS, pursuant to a resolution of the Board of Regents (the "Board") adopted on February 12, 1999, the Board authorized the Special Committee of the Board to take all actions necessary to proceed with financing the construction and installation of certain fire safety and maintenance improvements to Elizabeth Hall, Hester Hall, Hart Hall, Regents Hall, White Hall, Clark Hall, Franklin Hall, Springer Hall, Richmond Hall, Winslow Cafeteria, College Courts and appurtenant facilities for housing and dining purposes, through the issuance and sale of \$6,370,000 (plus or minus up to \$635,000) of Murray State University Housing and Dining System Revenue Bonds, Series N, dated April 1, 1999 (the "Series N Bonds"); and

WHEREAS, the sale of the Series N Bonds has been advertised in accordance with law for the receipt of bids for the Series N Bonds until 10:00 A.M., C.D.T., on April 20, 1999, and the Special Committee of the Board is authorized to accept the lowest and best bid received upon the advice of Seasongood & Mayer, the Financial Advisor to the Board; and

WHEREAS, all bids received for the purchase of said Series N Bonds from the Board have been duly considered are as follows:

AMOUNTS BID FOR SAID  
\$6,370,000 PRINCIPAL AMOUNT  
OF SERIES N BONDS, PLUS ACCRUED

[illegible]

	4.400%		
	4.400%		
	4.400%		
	4.400%		
Banc One Capital	4.400%	\$6,242,600.00	4.5824%
Markets	4.400%		
	4.400%		
	4.400%		
	4.400%		
	4.400%		
	4.400%		
	4.400%		
	4.400%		
	4.400%		
	4.400%		
	4.400%		
	4.400%		
	4.400%		
	4.400%		
	4.400%		
	4.450%		
	4.450%		
	4.450%		
	4.450%		
Paine Webber	3.500%	\$6,242,600.00	4.6504%
	3.750%		
	3.750%		
	3.850%		
	4.000%		
	4.000%		
	4.000%		
	4.100%		
	4.125%		
	4.250%		
	4.350%		
	4.350%		
	4.350%		
	4.400%		
	4.500%		
	4.625%		
	4.625%		
	4.750%		
	4.750%		
	4.750%		

Morgan Keegan  
& co.

4.250%  
4.250%  
4.250%  
4.250%  
4.250%  
4.250%  
4.250%  
4.250%  
4.250%  
4.250%  
4.250%  
4.300%  
4.400%  
4.500%  
4.550%  
4.600%  
4.650%  
4.700%  
4.750%  
4.750%

\$6,242,640.85

4.6910%

Natcity Investments  
Inc.

3.500%  
3.600%  
3.700%  
3.800%  
3.900%  
4.000%  
4.100%  
4.150%  
4.250%  
4.300%  
4.400%  
4.400%  
4.400%  
4.500%  
4.550%  
4.650%  
4.750%  
4.750%  
4.750%  
4.750%

\$6,273,612.00

4.6488%

Griffin, Kubik,	4.375%	\$6,242,600.00	4.6236%
Stephens &	4.375%		
Thompson, Inc.	4.375%		
	4.375%		
	4.375%		
	4.375%		
	4.375%		
	4.400%		
	4.400%		
	4.400%		
	4.400%		
	4.400%		
	4.500%		
	4.500%		
	4.500%		
	4.500%		
	4.500%		
	4.500%		
	4.500%		
First Union	4.250%	\$6,242,700.65	4.5900%
Capital Markets	4.250%		
	4.250%		
	4.250%		
	4.250%		
	4.250%		
	4.250%		
	4.250%		
	4.300%		
	4.350%		
	4.400%		
	4.400%		
	4.400%		
	4.500%		
	4.500%		
	4.500%		
	4.500%		
	4.500%		
	4.500%		

WHEREAS, the matter of which bid is the most advantageous and with the most favorable net interest cost to the Board has been sufficiently considered.

NOW, THEREFORE, THE SPECIAL COMMITTEE OF THE BOARD OF REGENTS OF THE MURRAY STATE UNIVERSITY DOES HEREBY RESOLVE AS FOLLOWS:

Section 1. That the bid of William R. Hough & Co. for the purchase of said \$6,370,000 principal amount of Murray State University Housing and Dining System Revenue Bonds, Series N, dated April 1, 1999, at a price of \$6,242,600.00, plus accrued interest from April 1, 1999 to the date of delivery of the Series N Bonds, be accepted and confirmed, with interest on the Series N Bonds to be payable semiannually on March 1 and September 1, commencing September 1, 1999, and principal to be payable on said Series N Bonds (either at maturity or as mandatory sinking fund redemption amounts) as follows:

<u>Maturity</u> <u>September 1,</u>	<u>Principal</u> <u>Amount</u>	<u>Rate</u>	<u>Maturity</u> <u>September 1,</u>	<u>Principal</u> <u>Amount</u>	<u>Rate</u>
2000	\$205,000	4.350%	2010	\$315,000	4.400%
2001	215,000	4.350%	2011	330,000	4.400%
2002	225,000	4.350%	2012	345,000	4.400%
2003	235,000	4.350%	2013	360,000	4.400%
2004	245,000	4.400%	2014	375,000	4.400%
2005	255,000	4.400%	2015	390,000	4.400%
2006	265,000	4.400%	2016	410,000	4.400%
2007	275,000	4.400%	2017	425,000	4.400%
2008	290,000	4.400%	2018	445,000	4.400%
2009	300,000	4.400%	2019	465,000	4.400%

and being a bid at an adjusted net interest cost to the Board of 4.5605% per annum; and said bid is hereby determined to be the best bid with the most favorable net interest cost to the Board for said Series N Bonds; and the principal amount, principal or mandatory sinking fund maturities and interest rates on said Series N Bonds are hereby fixed at the rates set out in said successful bid.

Section 2. That all other bids are hereby rejected, and the successful bidder will wire the good faith deposit set forth in the Official Terms and Conditions of Sale of Bonds and the Bid Form to Chase Manhattan Trust Company, National Association, Louisville, Kentucky.

Section 3. That said Series N Bonds shall be delivered by the Chairman of the Board and/or other proper officers of the Board to said purchaser as soon as the Series N Bonds are printed and ready for delivery in accordance with the resolution authorizing said Series N Bonds adopted on February 12, 1999 (the "Resolution"), and all of the proceeds of the Series N Bonds shall be used only as provided in said Resolution.

Section 4. That said bid is accepted subject to the condition that such acceptance subjects the Board to no obligation to deliver the Series N Bonds if for any reason the Board is unable to obtain the final approving legal opinion of the firm of Peck, Shaffer & Williams LLP, Municipal Bond Attorneys, Covington, Kentucky, as to said Series N Bonds, or if said Series N Bonds shall be subject to ad valorem taxation by the Commonwealth of Kentucky, or if the receipt of


interest on said Series N Bonds shall be subject to income taxation by the federal government or by the Commonwealth of Kentucky, prior to or on the delivery date of said Series N Bonds, and the purchaser shall not be required to take delivery of said Series N Bonds without the final approving opinion of said attorneys accompanying said Series N Bonds, or if said Series N Bonds or the interest thereon shall become subject to such ad valorem or income taxation prior to such delivery date.

Adopted on April 20, 1999.

  
Committee Chairman

## CERTIFICATE

I, Sandra M. Rogers, hereby certify that I am the duly qualified and acting Secretary of the Board of Regents of Murray State University, Murray, Kentucky, that the foregoing is a full, true and correct copy of a Resolution adopted by the Special Committee of the Board of Regents of said Murray State University at a meeting duly held on April 20, 1999, and that said Resolution has been duly recorded in the Minute Books of said Board.

  
Secretary, Board of Regents

\\ODMA\PCDOCS\DOCS2\13714\1



**OFFICE OF FINANCIAL MANAGEMENT AND ECONOMIC ANALYSIS**

PAUL E. PATTON  
GOVERNOR

FINANCE AND ADMINISTRATION CABINET  
261 CAPITOL ANNEX  
FRANKFORT, KENTUCKY 40601-3453  
(502) 564-2924  
(502) 564-7416 Fax

GORDON L. MULLIS, JR.  
EXECUTIVE DIRECTOR

JOHN P. McCARTY  
SECRETARY

April 29, 1999

Mr. Tom Denton  
Director, Accounting and Finance  
Murray State University  
Second Floor, Sparks Hall  
Murray, Kentucky 42071-3308

Dear Tom:

Pursuant to KRS 42.420, the Office of Financial Management and Economic Analysis is required to review and approve the issuance of debt by all state agencies. The attached constitutes the review and approval of the \$6,370,000 Murray State University Housing and Dining System Revenue Bonds, Series N dated April 1, 1999.

Sincerely,

Gordon L. Mullis  
Executive Director

**Attachments**

- c: Mr. Dirk Bedarff, Peck, Shaffer & Williams, L.L.P.  
Mr. Roger Burge, GOPM



An Equal Opportunity Employer M/F/D



**OFMEA APPROVAL PURSUANT TO KRS 42.420**  
**\$6,370,000**  
**MURRAY STATE UNIVERSITY**  
**HOUSING AND DINING SYSTEM**  
**REVENUE BONDS, SERIES N**  
**DATED APRIL 1, 1999**

**DESCRIPTION:**

The 1999 Murray State University Housing and Dining System Revenue Bonds, Series N in the total principal amount of \$6,370,000 are being issued for certain fire safety and maintenance improvements construction projects. The projects include improvements to be made to Elizabeth College, Hester College, Hart College, Regents College, White College, Clark College, Franklin College, Springer College, Richmond College, Winslow Cafeteria, College Courts I, II, and III, and appurtenant facilities.

<b>SIZE:</b>	\$6,370,000
<b>DATED DATE:</b>	April 1, 1999
<b>SALE DATE:</b>	April 20, 1999
<b>CLOSING DATE:</b>	May 12, 1999
<b>FINAL MATURITY:</b>	September 1, 2019
<b>CALL PROVISIONS:</b>	

**Mandatory Redemption**

The 1999 Series N Bonds maturing on September 1, 2019 are subject to mandatory redemption at 100% of the principal amount redeemed plus accrued interest to the date of redemption on September 1, 2018 in the amount of \$445,000 and at maturity on September 1, 2019 in the amount of \$465,000.

**Optional Redemption**

The 1999 Series N Bonds maturing on and after September 1, 2010 will be subject to redemption prior to maturity at the option of the University on September 1, 2009 and on any date thereafter for which prerequisite notice is given in whole or from time to time in inverse order of maturity (less than all of a single maturity to be selected by lot by the Paying Agent and Bond Registrar), at the redemption prices expressed as percentages of principal amount set forth in the table below plus accrued interest to the redemption date:

**Redemption Dates**

September 1, 2009 through August 31, 2010  
September 1, 2010 through August 31, 2011  
September 1, 2011 and thereafter

**Redemption Price**

102%  
101%  
100%

**SECURITY:**

The 1999 Series N Bonds, together with the University's outstanding Housing and Dining System Revenue Bonds, being the Series C through M Bonds (Series A and B Bonds having been retired) and any additional parity bonds, which may hereafter be issued and outstanding under the terms of the Indenture and Supplemental Indenture, will be payable from and will constitute a charge upon the gross revenues to be derived by the University from the operation of its Housing and Dining System. The Housing and Dining System may be described generally as all the student housing and dining facilities, student center, and related auxiliary enterprises now existing at the main campus of Murray State University in Murray, Kentucky. The Revenues of the System consist of the gross amount of rentals generated to the University from the use and occupancy of the facilities of the Housing System and the gross amounts generated by a Student Activity Fee and net income from the operation of Dining Facilities. Such revenues are known as the Housing and Dining System Revenues and the University covenants that the same will be fixed (and, if necessary, revised and increased from time to time) at such rates as may be required to pay the interest on and principal of the Housing and Dining System Bonds as they mature, to provide reserves therefor and to pay the operating costs of the Housing and Dining System Project to the extent they are not otherwise provided. All collections of the mentioned Housing and Dining System Revenues are to be set aside and made subject to a first lien and paramount charge for the security and source of payment of all outstanding Housing and Dining System Revenue Bonds.

As further security for these Bonds and outstanding parity bonds, there is created and granted by Sections 162.200 and 162.350 of the Kentucky Revised Statutes a statutory lien upon the Housing and Dining System Project of the University on a parity with all bonds outstanding.

By Resolution adopted on August 21, 1964, and ratified and confirmed by Resolution adopted on March 4, 1999, the Kentucky State Property and Buildings Commission has recognized a binding and continuing contractual commitment of the Commonwealth to pay the cost of operation and maintenance of the Housing and Dining System to the extent that Revenues shall be insufficient.

The 1999 Series N Bonds are additionally secured by the Debt Service Reserve established with respect to the Housing and Dining System Revenue Bonds.

NIC:	4.560%
TIC:	4.624%
All-In TIC:	4.861%
BBi: (20-Bond Index)	5.07%
COVER BID ON NIC BASIS:	4.5824%
COUPON ON LAST MATURITY:	4.40%
ARBITRAGE YIELD:	4.651%
ARBITRAGE ELECTION:	Rebate
RATINGS:	Moody's Investors Service: NR
	Standard & Poor's: AAA
BOND INSURANCE:	MBIA Insured
METHOD OF SALE:	Competitive
PURCHASER:	William R. Hough & Co.
DISCOUNT:	\$53,197.15 (1.00%)

#### SOURCES AND USES OF FUNDS:

##### Sources of Funds

Principal Amount of Bonds	\$6,370,000.00
Accrued Interest	31,870.67
<b>Total</b>	<b><u>\$6,401,870.67</u></b>

##### Uses of Funds

Deposit to Construction Fund	\$5,547,000.00
Bond Discount	53,197.15
Issuance Costs	129,194.42
Original Issue Discount	74,202.85
Deposit to Debt Service Reserve	481,676.25
Deposit to Capitalized Interest Fund	84,729.33
Accrued Interest	31,870.67
<b>Total</b>	<b><u>\$6,401,870.67</u></b>

**DEBT SERVICE SCHEDULE:** (attached)

#### PROFESSIONAL SERVICES:

Pursuant to KRS Chapter 47, Murray State University is providing information on all costs associated, either directly or indirectly, with the issuance of this revenue bond issue. Costs are actual or estimated as of the date of closing of the issue.

<u>Firm</u>	<u>Service</u>	<u>Fee</u>
Westerfield-Bonte (POS)	Printer	\$2,500.00

And OS Printing)		
Westerfield-Bonte (Bonds)	Printer	\$500.00
Peck, Shaffer & Williams .	Bond Counsel	\$5,733.00
Seasongood & Mayer	Financial Advisor	\$5,032.30
Chase Manhattan Trust Co.	Trustee	\$1,200.00
Standard & Poor's	Rating Agency Fee	\$7,500.00
OFMEA	Financial Advisor	\$1,592.50
Other	Advertising	\$500.00
MBIA	Bond Insurance Premium	\$69,000.00
Unallocated as of Closing		<u>\$35,636.62</u>
<b>TOTAL</b>		<b>\$129,194.42</b>

**MURRAY STATE UNIVERSITY  
HOUSING AND DINING SYSTEM  
REVENUE BONDS, SERIES N**

**DEBT SERVICE REQUIREMENTS**

<u>Date</u>	<u>Principal</u>	<u>Interest</u>	<u>Debt Service</u>	<u>Annual Debt Service</u>
September 1, 1999		\$116,600.00	\$116,600.00	\$116,600.00
March 1, 2000		139,920.00	139,920.00	
September 1, 2000	\$205,000	139,920.00	344,920.00	484,840.00
March 1, 2001		135,461.25	135,461.25	
September 1, 2001	215,000	135,461.25	350,461.25	485,922.50
March 1, 2002		130,785.00	130,785.00	
September 1, 2002	225,000	130,785.00	355,785.00	486,570.00
March 1, 2003		125,891.25	125,891.25	
September 1, 2003	235,000	125,891.25	360,891.25	486,782.50
March 1, 2004		120,780.00	120,780.00	
September 1, 2004	245,000	120,780.00	365,780.00	486,560.00
March 1, 2005		115,390.00	115,390.00	
September 1, 2005	255,000	115,390.00	370,390.00	485,780.00
March 1, 2006		109,780.00	109,780.00	
September 1, 2006	265,000	109,780.00	374,780.00	484,560.00
March 1, 2007		103,950.00	103,950.00	
September 1, 2007	275,000	103,950.00	378,950.00	482,900.00
March 1, 2008		97,900.00	97,900.00	
September 1, 2008	290,000	97,900.00	387,900.00	485,800.00
March 1, 2009		91,520.00	91,520.00	
September 1, 2009	300,000	91,520.00	391,520.00	483,040.00
March 1, 2010		84,920.00	84,920.00	
September 1, 2010	315,000	84,920.00	399,920.00	484,840.00
March 1, 2011		77,990.00	77,990.00	
September 1, 2011	330,000	77,990.00	407,990.00	485,980.00
March 1, 2012		70,730.00	70,730.00	
September 1, 2012	345,000	70,730.00	415,730.00	486,460.00
March 1, 2013		63,140.00	63,140.00	
September 1, 2013	360,000	63,140.00	423,140.00	486,280.00
March 1, 2014		55,220.00	55,220.00	
September 1, 2014	375,000	55,220.00	430,220.00	485,440.00
March 1, 2015		46,970.00	46,970.00	
September 1, 2015	390,000	46,970.00	436,970.00	483,940.00
March 1, 2016		38,390.00	38,390.00	
September 1, 2016	410,000	38,390.00	448,390.00	486,780.00
March 1, 2017		29,370.00	29,370.00	
September 1, 2017	425,000	29,370.00	454,370.00	483,740.00
March 1, 2018		20,020.00	20,020.00	
September 1, 2018	445,000	20,020.00	465,020.00	485,040.00
March 1, 2019		10,230.00	10,230.00	
September 1, 2019	465,000	10,230.00	475,230.00	485,460.00
	\$6,370,000	\$3,453,315.00	\$9,823,315.00	\$9,823,315.00

Source: Financial Advisor

*In the opinion of Bond counsel for the Bonds, based upon an analysis of existing laws, regulations, rulings and court decisions, interest on the Bonds is excludable from gross income for federal income tax purposes. Bond Counsel for the Bonds is also of the opinion that interest on the Bonds is not a specific item of tax preference under §57 of the Internal Revenue Code of 1986, as amended, for purposes of the Federal individual or corporate alternative minimum taxes, upon the conditions and subject to the limitations set forth herein under "Tax Treatment." Receipt of interest on the Bonds may result in other federal income tax consequences to certain holders of the Bonds. Furthermore, Bond Counsel for the Bonds is of the opinion that interest on the Bonds is exempt from income taxation and the Bonds are exempt from ad valorem taxation by the Commonwealth of Kentucky and any of its political subdivisions.*

**NEW ISSUE  
BANK QUALIFIED**

**Rating: "AAA" Standard & Poor's  
MBIA Insured  
(see "Rating" and "Bond Insurance" Herein)**

**\$6,370,000  
MURRAY STATE UNIVERSITY (KENTUCKY)  
HOUSING AND DINING SYSTEM  
REVENUE BONDS, SERIES N**

**Dated: April 1, 1999**

**Due: September 1, as shown below**

The Bonds shall bear interest payable on each Interest Payment Date (March 1 and September 1 of each year) commencing September 1, 1999. Principal shall be payable at Chase Manhattan Trust Company, National Association, Louisville, Kentucky, the Trustee, Paying Agent and Bond Registrar. Interest shall be payable by check or draft mailed by the Paying Agent no later than the due date thereof to the registered owners thereof of record as of the close of business on the 15<sup>th</sup> day of the month preceding each interest payment date (February 15 and August 15).

The Bonds will be issued only as fully registered bonds in the denomination of \$5,000, or integral multiples thereof, and shall mature on September 1, in accordance with the following schedule:

<b>Maturity Date</b>	<b>Amount</b>	<b>Rate</b>	<b>Price or Yield</b>	<b>Maturity Date</b>	<b>Amount</b>	<b>Rate</b>	<b>Price or Yield</b>
2000	\$205,000	4.35%	3.50%	2009	\$300,000	4.40%	4.20%
2001	215,000	4.35%	3.60%	2010	315,000	4.40%	4.30%
2002	225,000	4.35%	3.70%	2011	330,000	4.40%	100
2003	235,000	4.35%	3.80%	2012	345,000	4.40%	4.45%
2004	245,000	4.40%	3.90%	2013	360,000	4.40%	4.55%
2005	255,000	4.40%	3.95%	2014	375,000	4.40%	4.65%
2006	265,000	4.40%	4.05%	2015	390,000	4.40%	4.70%
2007	275,000	4.40%	4.10%	2016	410,000	4.40%	4.75%
2008	290,000	4.40%	4.15%	2017	425,000	4.40%	4.80%

**\$910,000 4.40% Term Bonds due September 1, 2019, Yield 4.90%  
(Plus accrued interest)**

The Bonds are subject to optional redemption prior to their stated maturities as described herein.

Payment of the principal of and interest on the Bonds when due will be insured by a municipal bond insurance policy to be issued by MBIA Insurance Corporation simultaneously with the delivery of the Bonds.

**MBIA**

The Bonds constitute a special obligation of Murray State University and do not constitute a debt, liability or obligation of the Commonwealth of Kentucky nor a pledge of the full faith and credit of the Commonwealth. Principal of and interest on the Bonds are payable solely from the revenues of the Housing and Dining System, as more fully described herein.

The Bonds are issued subject to the approval of legality by Peck, Shaffer & Williams LLP, Covington, Kentucky, Bond Counsel. Delivery of the Bonds is expected on May 12, 1999.

**William R. Hough & Co.**

**Dated: April 20, 1999**

# **MURRAY STATE UNIVERSITY**

## **PRESIDENT**

Dr. Kern Alexander

## **BOARD OF REGENTS**

Sid Easley - Chairman  
Beverly J. Ford - Vice Chairman  
Marilyn Reed Buchanon - Member  
Thomas A. Burich - Member  
Olivia Burr - Member  
Philip M. Lanier - Member  
Wells T. Lovett - Member  
Elizabeth McCoy - Member  
James A. Rudolph - Faculty Member  
Lori Dial - Staff Member  
Todd Earwood - Student Member

## **OFFICERS**

Sid Easley - Chairman  
Beverly J. Ford - Vice Chairman  
Sandra M. Rogers - Secretary  
Thomas W. Denton - Treasurer

## **BOND COUNSEL**

Peck, Shaffer & Williams LLP  
Covington, Kentucky

## **FINANCIAL ADVISOR**

Seasongood & Mayer  
Cincinnati, Ohio

## **PAYING AGENT, REGISTRAR AND TRUSTEE**

Chase Manhattan Trust Company, National Association  
Louisville, Kentucky

## **REGARDING USE OF THIS OFFICIAL STATEMENT**

This Official Statement does not constitute an offering of any security other than the original offering of the Bonds of Murray State University identified on the cover page hereof. No person has been authorized by Murray State University to give any information or to make any representation other than that contained in the Official Statement, and if given or made, such other information or representation must not be relied upon as having been given or authorized by Murray State University or the Financial Advisor. This Official Statement does not constitute an offer to sell or the solicitation of an offer to buy, and there shall not be any sale of the Bonds by any person in any jurisdiction in which it is unlawful to make such offer, solicitation or sale.

This information and expressions of opinion herein are subject to change without notice, and neither the delivery of this Official Statement nor any sale made hereunder shall, under any circumstances, create any implication that there has been no change in the affairs of Murray State University since the date hereof.

Neither the Securities and Exchange Commission nor any other federal, state or other governmental entity or agency, except Murray State University, will pass upon the accuracy or adequacy of this Official Statement or approve the Bonds for sale.

## TABLE OF CONTENTS

	<u>Page</u>
Introductory Statement.....	1
Murray State University .....	1
The Housing and Dining System .....	2
The Bonds .....	2
Disposition of Bond Proceeds.....	3
Security for the Bonds.....	3
The Construction Project.....	4
Sources and Uses of Funds .....	4
Municipal Bond Insurance .....	5
Certain Provisions of the Indenture.....	7
University and Administrative Officers .....	11
Future Debt.....	13
Tax Treatment .....	13
Tax Treatment of Original Issue Discount .....	14
Tax Treatment of Premium .....	15
Qualified Tax-Exempt Obligations.....	15
Year 2000 Compliance.....	15
Continuing Disclosure.....	16
Absence of Material Litigation .....	17
Approval of Legality .....	18
Rating .....	18
Financial Advisor .....	18
Approval of Issuance of Bonds.....	18
Financial Statements and Independent Public Accountants.....	18
Certificate Concerning Official Statement.....	19
Completeness of Official Statement.....	19
APPENDIX A: The Housing and Dining System and Operations of the University	
APPENDIX B: Outstanding Bonds of the University	
APPENDIX C: Series N Bonds: Debt Service Requirements	
Housing and Dining System Revenue Bonds: Total Debt Service	
APPENDIX D: Report of Independent Public Accountants	
APPENDIX E: Form of Bond Counsel Opinion	
APPENDIX F: Specimen: Financial Guaranty Insurance Policy	

## **OFFICIAL STATEMENT RELATING TO**

**\$6,370,000**

### **MURRAY STATE UNIVERSITY HOUSING AND DINING SYSTEM REVENUE BONDS, SERIES N**

#### **INTRODUCTORY STATEMENT**

This Official Statement, which includes the cover page, is being distributed by Murray State University (the "University") to furnish pertinent information to all who may become owners of its Housing and Dining System Revenue Bonds, Series N (the "Bonds") being offered hereby pursuant to the provisions of Section 162.340 to 162.380, inclusive of the Kentucky Revised Statutes, and pursuant to the terms of the Trust Indenture (the "Indenture") dated as of September 1, 1965 as supplemented by a First Supplemental Trust Indenture dated as of September 1, 1968, the Second Supplemental Trust Indenture dated as of September 1, 1968, and the Third Supplemental Trust Indenture dated as of May 1, 1997 regarding its Housing and Dining System Project (the "Project"). A Fourth Supplemental Trust Indenture dated as of April 1, 1999 (the "Supplemental Indenture") was adopted by the Board of Regents (the "Board") of the University on February 12, 1999.

#### **MURRAY STATE UNIVERSITY**

The University which is located in Murray, Calloway County, Kentucky, was established in 1922 as Murray State Normal School by act of the General Assembly of Kentucky. In 1966, the General Assembly of Kentucky established its present name, Murray State University. The University's main campus is on a 232 acre site in Murray, Kentucky. Two agricultural farms totaling 351 acres are within one mile of the campus.

The governing body of the University is the Board of Regents, consisting of eight members appointed by the Governor of the Commonwealth of Kentucky; one faculty member, one staff member and one student member. Pursuant to Section 164.350 of the Kentucky Revised Statutes, the Board of Regents is a body corporate with the powers usually vested in corporations and, as such, subject to the statutes of the Commonwealth, has control and management of the University, together with the properties and funds thereof.

From an enrollment of 87 students in 1923, the University has grown to more than 8,900 students with a teaching faculty of 355. The University is a comprehensive institution comprised of six colleges: College of Business and Public Affairs; College of Education; College of Fine Arts and Communication; College of Humanistic Studies; College of Industry and Technology; and College of Science.

Pre-professional curricula are provided in medicine, dentistry, forestry, veterinary medicine, optometry, engineering, medical technology, theology, pharmacy, law, architecture and physical therapy. Additionally, the University offers interactive television and web distance learning, extended campus, correspondence and evening classes.

The University confers 24 different degrees. These include three Associate Degrees, 12 Baccalaureate Degrees, 8 Masters Degrees and one Specialist Degree. Degrees offered are the Associate of Arts, Associate of Science and Associate of Science in Vocational-Technical Education; Bachelor of Arts, Bachelor of Arts in Business, Bachelor of Fine Arts, Bachelor of Independent Studies, Bachelor of Music, Bachelor of Music Education, Bachelor of Science, Bachelor of Science in Agriculture, Bachelor of Science in Business, Bachelor of Science in Vocational-Technical Education, Bachelor of Science in Nursing, and Bachelor of Social Work; Master of Arts, Master of Arts in Education, Master of Arts in Teaching, Master of Business Administration, Master of Music Education, Master of Public Administration, Master of Science, and Master of Science in Nursing; and Specialist in Education.

Murray State University was designated by the Kentucky Council on Postsecondary Education for a Center of Excellence for Reservoir Research and an Endowed Chair for Applied Ecosystem Ecology, as well as funding for a Program of Distinction in telecommunications systems management. The University is the official transfer agent of NASA Landsat technology in Kentucky. The National Scouting Museum is also located on the campus of Murray State University.

### **THE HOUSING AND DINING SYSTEM**

Murray State University's Housing and Dining System ("Housing and Dining System") refers to the housing and dining buildings, student center, appurtenant facilities and related auxiliary enterprises located in Murray, Calloway County, Kentucky, comprising portions of the University, identified as Clark College, Franklin College, Hart College, Regents College, Richmond College, White College, Woods Hall, Elizabeth College, Hester College, College Courts I, College Courts II, Wells Hall, Ordway Hall, College Courts III and Springer College and Winslow Cafeteria, and as the same may be added to in the future by including therein any other housing and dining facilities or related auxiliary enterprises and in accordance with the provisions of the Trust Indenture and the Supplemental Indenture.

### **THE BONDS**

#### **General Provisions**

The Bonds will be dated April 1, 1999 and will be issued in the total principal amount of \$6,370,000 in fully registered form and in denominations of \$5,000 or any integral multiples thereof, will mature as to principal on September 1, 2000, and thereafter and will bear interest as set forth on the cover page of this Official Statement.

The Bonds maturing on September 1, 2019 are subject to mandatory redemption at 100% of the principal amount redeemed plus accrued interest to the date of redemption on September 1, 2018 in the amount of \$445,000 and at maturity on September 1, 2019 in the amount of \$465,000.

Interest accruing on the Bonds will be payable semiannually on March 1 and September 1 of each year beginning September 1, 1999. The interest installment on the Bonds will be paid to the person who is the Registered Owner thereof as of the close of business on the Record Date for such interest installment, which Record Date will be the 15th day (whether or not a business day) of the calendar month next preceding such interest payment date. Payment of interest will be made by check or draft mailed to the person who is the Registered Owner on the applicable Record Date at the address of such Registered Owner as it appears on the books of the Paying Agent and Paying Agent. Principal will be paid when due upon delivery of the bonds for payment at the principal office of the Paying Agent and Bond Registrar.

The Bonds are transferable upon presentation and surrender thereof to the Paying Agent and Bond Registrar, duly endorsed for transfer or accompanied by an assignment duly executed by the Registered Owner or his authorized representative.

## **Optional Redemption**

The Bonds maturing on and after September 1, 2010 will be subject to redemption prior to maturity at the option of the University on September 1, 2009 and on any date thereafter for which prerequisite notice is given in whole or from time to time in inverse order of maturity (less than all of a single maturity to be selected by lot by the Paying Agent and Bond Registrar), at the redemption prices expressed as percentages of principal amount set forth in the table below plus accrued interest to the redemption date:

<b><u>Redemption Date</u></b>	<b><u>Redemption Price</u></b>
September 1, 2009 through August 31, 2010	102%
September 1, 2010 through August 31, 2011	101%
September 1, 2011 and thereafter	100%

## **DISPOSITION OF BOND PROCEEDS**

The Bond proceeds will be applied as follows:

- a) The amount received from the purchaser(s) representing accrued interest from April 1, 1999 to the date of delivery, will immediately be deposited into the Housing and Dining System Bond and Interest Sinking Fund, as defined herein, maintained at Chase Manhattan Bank Company, National Association, Louisville, Kentucky, Inc., the Trustee, Paying Agent and Registrar for the Bonds.
- b) To the System Debt Service Reserve held by the Trustee (the "Debt Service Reserve") an amount shall be deposited which, together with amounts currently held therein coming due, shall be sufficient to meet the maximum principal and interest coming due on all outstanding bonds in any fiscal year thereafter.
- c) The amount necessary to pay the costs of issuance of the Bonds will be deposited to a "Cost of Issuance Fund" to be maintained at the Paying Agent and Bond Registrar to pay all expenses incident to the issuance, sale and delivery of the Bonds, including the fee of the Financial Advisor, the rating fees and such other appropriate expenses as may be approved by the University.
- d) The balance of the proceeds of the Bonds will be set aside in the Murray State University Housing and Dining System Revenue Bonds, Series N Construction Fund of April 1, 1999 (the "1999 Housing and Dining System Series N Construction Fund") to be held by the Kentucky State Treasurer.

## **SECURITY FOR THE BONDS**

The Bonds, together with the University's outstanding Housing and Dining System Revenue Bonds, being the Series C through M Bonds (Series A and B Bonds having been retired) and additional parity bonds, which may hereafter be issued and outstanding under the terms of the Indenture and Supplemental Indenture, will be payable from and will constitute a charge upon the gross revenues (as defined in the Indenture) to be derived by the University from the operation of its Housing and Dining System. The Housing and Dining System may be described generally as all the student housing and dining facilities, student center and related auxiliary enterprises now existing at the main campus of Murray State University in Murray, Kentucky. The Revenues of the System consist of the gross amount of rentals generated to the University from the use and occupancy of the facilities of the Housing System and the

gross amounts generated by a Student Activity Fee and net income from the operation of Dining Facilities. Such revenues are known as the Housing and Dining System Revenues and the University covenants that the same will be fixed (and, if necessary, revised and increased from time to time) at such rates as may be required to pay the interest on and principal of the Housing and Dining System Bonds as they respectively mature, to provide reserves therefor and to pay the operating costs of the Housing and Dining System Project to the extent they are not otherwise provided. All collections of the above mentioned Housing and Dining System Revenues are to be set aside, as received into the Housing and Dining System Revenue Fund, as defined herein, and are made subject to a first lien and paramount charge for the security and source of payment of all outstanding Housing and Dining System Revenue Bonds.

By Resolution adopted on August 21, 1964, and ratified and confirmed by Resolution adopted on March 4, 1999, the Kentucky State Property and Buildings Commission has recognized a binding and continuing contractual commitment of the Commonwealth to pay the cost of operation and maintenance of the Housing and Dining System to the extent that Revenues shall be insufficient, therefore after providing for the payment of principal and interest on all outstanding Housing and Dining System Revenue Bonds heretofore issued or which may hereafter be issued with the approval of the Commission.

As further security for these Bonds and said outstanding parity bonds, there is created and granted by Sections 162.350 and 162.200 of the Kentucky Revised Statutes a statutory lien upon the Housing and Dining System Project of the University on a parity with all bonds outstanding.

The Bonds are additionally secured by the Debt Service Reserve established with respect to the Housing and Dining System Revenue Bonds.

**THE CONSTRUCTION PROJECT**

The work consists of providing certain fire safety and maintenance improvements to Elizabeth College, Hester College, Hart College, Regents College, White College, Clark College, Franklin College, Springer College, Richmond College, Winslow Cafeteria, College Courts I, II, and III, and appurtenant facilities.

**SOURCES AND USES OF FUNDS**

The sources and uses of the funds in connection with the issuance of the Bonds are as follows:

**Sources of Funds**

Principal amount of Bonds	\$ 6,370,000.00
Accrued Interest	<u>31,870.67</u>
Total	<u>\$ 6,401,870.67</u>

**Uses of Funds**

Deposit to Construction Fund	\$ 5,547,000.00
Bond Discount	53,197.15
Issuance Costs	129,194.42
Original Issue Discount	74,202.85
Deposit to Debt Service Reserve	481,676.25
Deposit to Capitalized Interest Fund	84,729.33
Accrued Interest	<u>31,870.67</u>
Total	<u>\$ 6,401,870.67</u>

## MUNICIPAL BOND INSURANCE

The following information has been furnished by MBIA Insurance Corporation (the "Insurer") for use in this Official Statement. Reference is made to Appendix F for a specimen of the Insurer's policy.

The insurer's policy unconditionally and irrevocably guarantees the full and complete payment required to be made by or on behalf of the University to the Paying Agent or its successor of an amount equal to (i) the principal of (either at the stated maturity or by an advancement of maturity pursuant to a mandatory sinking fund payment) and interest on, the Bonds as such payments shall become due but shall not be so paid (except that in the event of any acceleration of the due date of such principal by reason of mandatory or optional redemption or acceleration resulting from default or otherwise, other than any advancement of maturity pursuant to a mandatory sinking fund payment, the payments guaranteed by the Insurer's policy shall be made in such amounts and at such times as such payments of principal would have been due had there not been any such acceleration); and (ii) the reimbursement of any such payment which is subsequently recovered by any owner of the Bonds pursuant to a final judgement by a court of competent jurisdiction that such payment constitutes an avoidable preference to such owner within the meaning of any applicable bankruptcy law (a "Preference").

The Insurer's policy does not insure against loss of any prepayment premium which may at any time be payable with respect to any Bond. The Insurer's policy does not, under any circumstances, insure against loss relating to: (i) optional or mandatory redemptions (other than mandatory sinking fund redemptions); (ii) any payments to be made on an accelerated basis; (iii) payments of the purchase price of Bonds upon tender by an owner thereof; or (iv) any Preference relating to (i) through (iii) above. The Insurer's policy also does not insure against nonpayment of principal of or interest on the Bonds resulting from the insolvency, negligence or any other act or omission of the Paying Agent or any other paying agent for the Bonds.

Upon receipt of telephonic or telegraphic notice, such notice subsequently confirmed in writing by registered or certified mail, or upon receipt of written notice by registered or certified mail, by the Insurer from the Paying Agent or any owner of a Bond the payment of an insured amount for which is then due, that such required payment has not been made, the Insurer on the due date of such payment or within one business day after receipt of notice of such nonpayment, whichever is later, will make a deposit of funds, in an account with State Street Bank and Trust Company, N.A., in New York, New York, or its successor, sufficient for the payment of any such insured amounts which are then due. Upon presentment and surrender of such Bonds or presentment of such other proof of ownership of the Bonds, together with any appropriate instruments of assignment to evidence the assignment of the insured amounts due on the Bonds as are paid by the Insurer, and appropriate instruments to effect the appointment of the Insurer as agent for such owners of the Bonds in any legal proceeding related to payment of insured amounts on the Bonds, such instruments being in a form satisfactory to State Street Bank and Trust Company, N.A., State Street Bank and Trust Company, N.A. shall disburse to such owners or the Paying Agent payment of the insured amounts due on such Bonds, less any amount held by the Paying Agent for the payment of such insured amounts and legally available therefor.

The Insurer is the principal operating subsidiary of MBIA Inc., a New York Stock Exchange listed company (the "Company"). The Company is not obligated to pay the debts of or claims against the Insurer. The Insurer is domiciled in the State of New York and licensed to do business in and subject to regulation under the laws of all 50 states, the District of Columbia, the Commonwealth of Puerto Rico, the Commonwealth of the Northern Mariana Islands, the Virgin Islands of the United States and the Territory

of Guam. The Insurer has two European branches, one in the Republic of France and the other in the Kingdom of Spain. New York has laws prescribing minimum capital requirements, limiting classes and concentrations of investments and requiring the approval of policy rates and forms. State laws also regulate the amount of both the aggregate and individual risks that may be insured, the payment of dividends by the Insurer, changes in control and transactions among affiliates. Additionally, the Insurer is required to maintain contingency reserves on its liabilities in certain amounts and for certain periods of time.

As of December 31, 1997, the Insurer has admitted assets of \$5.3 billion (audited), total liabilities of \$3.5 billion (audited), and total capital and surplus of \$1.8 billion (audited) determined in accordance with statutory accounting practices prescribed or permitted by insurance regulatory authorities. As of December 31, 1998, the Insurer has admitted assets of \$6.5 billion (audited), total liabilities of \$4.2 billion (audited), and total capital and surplus of \$2.3 billion (audited) determined in accordance with statutory accounting practices prescribed or permitted by insurance regulatory authorities.

Furthermore, copies of the Insurer's year end financial statements prepared in accordance with statutory accounting practices are available without charge from the Insurer. A copy of the Annual Report on Form 10-K of the Company is available from the Insurer or the Securities and Exchange Commission. The address of the Insurer is 113 King Street, Armonk, New York 10504. The telephone number of the Insurer is (914) 273-4545.

#### **Year 2000 Readiness Disclosure**

MBIA, Inc. is actively managing a high-priority Year 2000 (Y2K) program. The company has established an independent Y2K testing lab in its Armonk headquarters, with a committee of business unit managers overseeing the project. MBIA has a budget of \$1.13 million for its 1998-2000 Y2K efforts. Expenditures are proceeding as anticipated, and we do not expect the project budget to materially exceed this amount. MBIA has initiated a comprehensive Y2K plan that includes assessment, remediation, testing and contingency planning. This plan covers "mission-critical" internally developed systems, vendor software, hardware and certain third-party entities through which we conduct our business. Testing to date indicates that functions critical to the financial guarantee business, both domestic and international, were Y2K-ready as of December 31, 1998. Additional testing will continue throughout 1999.

Moody's Investors Service, Inc. rates the financial strength of the Insurer "Aaa".

Standard and Poor's Ratings Services, a division of The McGraw-Hill Companies, Inc., rates the financial strength of the Insurer "AAA".

Fitch IBCA, Inc. (formerly known as Fitch Investors Service, L.P.), rates the financial strength of the Insurer "AAA".

Each rating of the Insurer should be evaluated independently. The ratings reflect the respective rating agency's current assessment of the creditworthiness of the Insurer and its ability to pay claims on its policies of insurance. Any further explanation as to the significance of the above ratings may be obtained only from the applicable rating agency.

The above ratings are not recommendations to buy, sell or hold the Bonds, and such ratings may be subject to revision or withdrawal at any time by the rating agencies. Any downward revision or withdrawal of any of the above ratings may have an adverse effect on the market price of the Bonds. The Insurer does not guaranty the market price of the Bonds nor does it guaranty that the ratings on the Bonds will not be revised or withdrawn.

## CERTAIN PROVISIONS OF THE INDENTURE

The Board has previously adopted the Indenture dated as of September 1, 1965, which authorized the issuance of its Housing and Dining System Revenue Bonds. The Housing and Dining System Project consists of all existing housing and dining facilities erected on property owned by the University.

The following statements are intended to provide only brief summaries of selected pertinent provisions of the Indenture. For detailed and complete information, reference is hereby made to the Indenture, copies of which are on file with the University and with the Trustee for outstanding Housing and Dining System Revenue Bonds. For purposes of this description, previous bonds issued or any future bonds to be issued under the Indenture will be referred to as "All Bonds."

### **Murray State University Housing and Dining System Revenue Bonds Revenue Fund Account**

Under the terms of the Indenture, there is established a special fund known as "Murray State University Housing and Dining System Revenue Fund Account" (the "System Revenue Fund"). Said Fund is held in the custody of the Treasurer of the Board, separate and apart from all other funds of the University. There shall be deposited into the System Revenue Fund all Revenues of the System as defined in the Indenture and as described in summary elsewhere herein under "Security For The Bonds."

### **Murray State University Housing and Dining System Revenue Bond and Interest Sinking Fund Account**

Under the terms of the Indenture, there is also established a separate account designated the "Murray State University Housing and Dining System Revenue Bond and Interest Sinking Fund Account" (the "System Sinking Fund"). So long as any of the Bonds are outstanding, the System Sinking Fund shall be maintained and deposited with the Trustee and shall be used to pay principal and interest on all bonds outstanding and to accumulate a reserve therefor. Upon delivery of any bonds issued under the terms of the Indenture, there shall be deposited into the System Sinking fund the accrued interest, if any, plus an additional sum, if necessary, on capitalized interest received from the purchasers of the Bonds.

Commencing with the September 1 next following the delivery date for the issuance of these Series N Bonds, the University shall transfer from the System Revenue Fund, as the first charge thereon, and deposit to the credit of the System Sinking Fund on or before each succeeding February 1 and August 1 an amount, which together with sums as may then be available in said System Sinking Fund, shall be equal to the next succeeding interest payment to become due on the outstanding bonds and an amount equal to one-half of the principal payment to become due in the next succeeding twelve months. In addition to the principal and interest payments, an amount equal to 25% of the average annual debt service requirement for any new parity issue must be paid annually into the System Sinking Fund until the Debt Service Reserve equals the maximum debt service to become due on all outstanding bonds in any succeeding year.

All moneys held in the System Sinking Fund shall be secured and invested by the Trustee as provided in the Indenture. The System Sinking Fund is pledged irrevocably for the purpose of paying the interest and principal of the Bonds secured by the Indenture and only such amount therein as may be in excess of the Debt Service Reserve may be used for retiring Bonds before maturity.

## **Murray State University Housing and Dining System Repair and Maintenance Reserve**

There is created under the terms of the Indenture an account designated "Murray State University Housing and Dining System Repair and Maintenance Reserve" (the "System Repair and Maintenance Reserve") to be held by the Trustee separate and apart from all other accounts and funds. In accordance with the terms of the Indenture, the University has previously deposited at least the minimum aggregate requirement of \$591,250. Upon the issuance of these Bonds and any additional parity bonds issued in the future, the University has covenanted, after observing the priority of payments to the System Sinking Fund, to increase the annual transfer to the System Repair and Maintenance Reserve, in addition to the annual transfer required by the Indenture by 1/4 of 1% of the original amount of such parity bonds issued until the additional reserve equals 5% of such original principal amount of parity bonds.

Balances held in the System Repair and Maintenance Reserve may be used for unusual or extraordinary costs of maintenance, repair, replacement or operation of the System to the extent that they represent unanticipated deficiencies not previously budgeted. No withdrawal may be made from such Reserve to the extent that the aggregate balance is reduced below the sum of \$909,750 except by resolution of the University determining that an emergency exists requiring such expenditure to preserve the tentability and revenue-producing capacity of the Housing and Dining System. The Trustee may make withdrawals from the Repair and Maintenance Reserve to the extent required to prevent a default in the payment of maturing principal of or interest on the Bonds, in the event moneys available in the Sinking Fund and the Debt Service Reserve shall be insufficient for such purpose.

### **Investment of Funds**

Moneys held in the System Repair and Maintenance Reserve and any amount held in the System Sinking Fund in excess of principal and interest requirements for the ensuing twelve month period shall be invested in direct or fully guaranteed obligations of the United States Government, maturing in not more than ten years. Moneys held in the System Sinking Fund for current principal and interest requirements (as distinguished from deposits for the Debt Service Reserve) may be invested in direct or fully guaranteed obligations of the United States Government maturing or subject to redemption at the option of the holder not later than the time such funds must be disbursed.

### **Current Expenses**

Current expenses of the System shall be payable from the System Revenue Fund but only from such amounts as remain therein after compliance with payments to the System Sinking Fund and System Repair and Maintenance Reserve. If, after making the above payments, the remaining funds in the System Revenue Fund are insufficient to provide full payment of the operating and maintenance expenses of the System, the University will: (a) impose such additional rentals as the University may at its discretion determine to be economically feasible and consistent with the educational duties of the University, or (b) the University will make up such deficiency from other sources in such manner as to constitute a binding contractual commitment of said University and of the Commonwealth of Kentucky over the entire life of these Bonds. A Resolution of the State Property and Buildings Commission, taking cognizance of this commitment on the part of the Commonwealth and authorizing the issuance of these Bonds was adopted on March 4, 1999. It has been held by the highest court of the Commonwealth that such covenant does not create an unconstitutional debt of the Commonwealth.

After making the required disbursements above, any moneys remaining at the close of each Fiscal Year in the System Revenue Fund may be used (a) to redeem or prepay principal of outstanding Bonds, (b) to improve or restore any existing housing or dining facilities or to provide additional facilities, or (c) for any other lawful purpose.

#### **Additional Bonds**

Additional bonds ranking on a parity with these Bonds may be issued for the purpose of financing housing and dining facilities to be made a part of the Housing and Dining System providing:

- a) The University is in full compliance with all covenants and undertakings in connection with its then outstanding Housing and Dining System Bonds.
- b) There has been filed with the Trustee a certificate that an inspection of existing housing and dining buildings has been made and they are represented to be in good and current state of repair.
- c) The average of the audited annual Revenues of said System for the two Fiscal Years immediately preceding the issuance of said additional parity bonds (with adjustments to reflect any increase or decrease in rates charged or service rendered by the Housing and Dining System) and (1) an estimate of revenues to be derived from buildings to be constructed and/or added from the proceeds of such parity bonds and (2) an estimate of annual revenues to be derived from any building currently under construction and (3) an adjustment to reflect annual rents of buildings which have been in operation for less than one year, shall aggregate an amount equal to not less than 1.30 times the maximum amount which will be required in any future Fiscal Year for debt service on the bonds outstanding and parity bonds to be issued. The estimate of annual revenues as used above are subject to certain restrictions as further set out in the Indenture. The University may pledge as an additional source of payment for the Bonds the revenues of any buildings added to the System otherwise than through the issuance of bonds, or any additional student fees.

#### **Defaults and Remedies**

The Indenture defines an event of default, which includes failure to pay principal or any installment of interest when same become due on any of the bonds outstanding under the Indenture or any Supplemental Indenture; the University's being rendered incapable of fulfilling its obligations under the Indenture, any building representing a part of the Housing and Dining System Project being destroyed or damaged and not being repaired or replaced and insurance proceeds not being deposited in the Housing and Dining System Bond Fund, an order or decree being entered appointing a Receiver of all or part of the Housing and Dining System Project or Revenues therefrom; and failure under written notice by the Trustee (who is required to give such notice at the written request of the owners of 15% in aggregate amount of the outstanding bonds) to perform any covenant in the Indenture or any Supplemental Indenture, in such case within or for the specified period of grace, if any.

Upon the happening and continuance of any event of default, then and in every such case the Trustee may, and upon the written request of the owners of not less than twenty-five (25%) in principal amount of the all Bonds outstanding, will give notice in writing to the University, declaring the principal of all Bonds then outstanding to be due and payable, anything contained in the Indenture or any Supplemental Indenture to the contrary, notwithstanding; provided, however, that if at any time after the principal of the

bonds will have been so declared to be due and payable, and before the entry of final judgment or decree in any suit, action or proceeding instituted on account of such default, or before the completion of the enforcement of any other remedy under the Indenture, moneys will have been accumulated in the Housing and Dining Bond Fund sufficient to pay all arrears of interest, if any, upon All Bonds then outstanding (except the interest accrued on such bonds since the last interest payment date), and the charges, compensation, expenses, distributes, advances and liabilities of the Trustee and all other amount then payable by the University under the Indenture will have been paid or a sum sufficient to pay the same will have been deposited with the Trustee, and every other default known to the Trustee in the observance or performance of any covenant, condition or agreement contained in the bonds or in the Indenture or any Supplemental Indenture (other than a default in the payment of the principal of such bonds then due only because of a declaration under the Indenture) will have been remedied to the satisfaction of the Trustee, then and in every such case the Trustee may, and upon the written request of the owners of not less than twenty-five percent (25%) in principal amount of All Bonds then outstanding will, by written notice to the University, rescind and annul such declaration and its consequences, but no such recession or annulment will extend to or affect any subsequent default or impair any consequent thereon.

Upon the happening and continuance of any event of default, then and in every such case the Trustee may proceed, and upon the written request of the owners of not less than fifteen percent (15%) in principal amount of all Bonds then outstanding under the Indenture will proceed to protect and enforce its rights and the rights of the bondowners under the laws of the Commonwealth of Kentucky or under the Indenture or any Supplemental Indenture by such suits, actions, or special proceedings in equity or at law, either for the specific performance of any covenant or agreement contained in the Indenture or in aid or execution of any power herein granted or for the enforcement of any proper legal or equitable remedy, as the Trustee, being advised by counsel, will deem most effectual to protect and enforce such rights.

In the enforcement of any remedy under the Indenture, the Trustee will be entitled to sue for, enforce payment of and receive any and all amount then or during any default becoming, and at any time remaining, due from the University for principal, interest, or otherwise under any of the provisions of the Indenture or any Supplemental Indenture of the bonds and unpaid together with any and all costs and expenses of collection and of all proceedings under the Indenture and under such bonds, without prejudice to any other right or remedy of the Trustee or of the bondowners, and to recover and enforce judgment or decree against the University, but solely as provided in the Indenture and in such bonds, for any portion of such amount remaining unpaid, with interest, costs and expenses, and to collect (solely from moneys from the Housing and Dining System Bond Fund and the Revenues of the Housing and Dining System Project pledged to the payment of the bonds by the Indenture) in any manner provided by law, the moneys adjudged or decreed to be payable.

#### **Other Covenants of the University**

The Board covenants, among other things, the following:

- a) That it will at all times maintain, preserve, and keep the System in good condition, repair and working order and will make all needful repairs, replacements, additions, betterments and improvements so that the operations and business of the System and every part thereof shall at all times be conducted properly and advantageously.
- b) That it will procure and maintain so long as any of the Bonds are outstanding, fire and extended coverage insurance on the System in amounts sufficient to provide full recovery when the loss does not exceed 80% of the full insurable value of the property, and also a minimum amount of \$50,000 of boiler explosion insurance.

- c) That it will procure public liability insurance (including vehicular liability insurance) with limits of not less than \$100,000 for one person, and \$300,000 for more than one person involved in one accident, providing provision is not otherwise made by law for disposition of such claim of such character as would be covered thereby.
- d) That the University will not undertake to exact or guarantee additional education buildings for housing and dining purposes except in the case of buildings which may be leased to fraternities or sororities, otherwise than as currently a part of the Housing and Dining System.
- e) That it will keep accurate financial records and proper books relating to the System, and such records and books shall be open to inspection by the Bondowners and their agents and representatives, and that not later than 120 days after the close of each Fiscal Year it will furnish to any Bondowner who shall request same in writing, an audit report prepared by an independent public accountant or by the state auditing official.
- f) That it will establish such parietal rules, rental rates and charges as may be necessary to (1) assure maximum occupancy and use of the facilities of the System and (2) provide, together with other funds herein pledged to payment of the Bonds, (i) the debt service on the Bonds, (ii) the required reserve therefor, (iii) the System Repair and Maintenance Reserve for which provision is made herein, and (iv) the operating and maintenance expenses of said facilities not provided from other sources.

## UNIVERSITY AND ADMINISTRATIVE OFFICERS

### Governing Board

The governing body of the University is the Board, consisting of eleven members, eight of whom are appointed by the Governor, one of whom is a member of the Student Body, one member of the University teaching faculty and one member of the University staff. Pursuant to Section 164.350 of the Kentucky Revised Statutes, the Board is a body corporate with the powers usually vested in corporations and as such, subject to the statutes of the Commonwealth, has control and management of the University, together with the properties and funds thereof. The current membership of the Board of Regents is as follows:

Sid Easley, Chairman  
Murray, Kentucky

Beverly J. Ford, Vice-Chairman  
Benton, Kentucky

Marilyn R. Buchanan, Member  
Grand Rivers, Kentucky

Thomas A. Burich, Member  
Lexington, Kentucky

Olivia Burr, Member  
Paducah, Kentucky

Philip M. Lanier, Member  
Louisville, Kentucky

Wells T. Lovett, Member  
Owensboro, Kentucky

Elizabeth McCoy, Member  
Hopkinsville, Kentucky

James A. Rudolph, Faculty Member  
Murray, Kentucky

Lori Dial, Staff Member  
Murray, Kentucky

Todd Earwood, Student Member  
Murray, Kentucky

## **Administrative Officers**

The President of the University is Dr. Kern Alexander; Dr. Gary Brockway is Interim Provost and Vice President for Academic Affairs; Mr. Thomas W. Denton is Vice President for Administrative Services; and Dr. Don Robertson is Vice President for Student Affairs. Their biographies are as follows:

### **Dr. Kern Alexander, President**

Dr. Kern Alexander became the ninth president of Murray State University on July 1, 1994. Dr. Alexander received his baccalaureate degree in English and history at Centre College and earned a master's degree in education at Western Kentucky University. He went on to earn the doctorate degree in educational administration from Indiana University and received a Graduate Diploma in Educational Administration "with distinction" from Oxford University. Dr. Alexander began his teaching career in 1962. In 1964, he joined the Kentucky Department of Education and later became director of the division of statistical services and legislative liaison. As his career advanced, Alexander worked with the U.S. Office of Education, served on the faculty of the University of Florida and became director of the Institute for Educational Finance at the University of Florida. From 1982 to 1985, he served as education policy coordinator for Florida Governor Robert Graham. In 1985, he became president of Western Kentucky University until 1988. He served as University Distinguished Professor at Virginia Tech prior to coming to Murray State University. Dr. Alexander is a prolific writer and editor, with more than 30 books, numerous journal articles and chapters of books to his credit.

### **Dr. Gary Brockway, Interim Provost and Vice President for Academic Affairs and Professor of Marketing**

Dr. Brockway received his A.A.S. in Retail Management and his B.S. in Business Administration-Marketing from Rochester Institute of Technology and his M.B.A. in Marketing and his Ph.D. in Business Administration from the University of Arkansas. Dr. Brockway joined the faculty in 1976 and served as Chairman of the Department of Management and Marketing from July 1, 1994 until July 1, 1998. In addition, Dr. Brockway was the 1988 recipient of the Max G. Carman Outstanding Teacher Award and the 1995 recipient of the J.C. Penney Professor Internship Program. Dr. Brockway has been very active in the international business seminars as faculty leader and MSU program coordinator since 1984. Dr. Brockway has authored numerous publications and served on various university committees.

### **Mr. Thomas W. Denton, Vice President for Administrative Services**

Mr. Denton received his B.S. in Accounting from Arkansas State University and his M.B.A. from Murray State University; and is a Certified Public Accountant. He previously served as Comptroller of Mississippi County Community College in Arkansas. He also served in managerial and accounting positions in industry and public accounting. Mr. Denton was employed as Director of Accounting and Finance in 1989 and was appointed Director of Financial Management and Planning in 1992. He serves as treasurer to the Murray State University Board of Regents. Effective July 1996, Mr. Denton assumed the position of Associate Vice President for Administrative Services and since October 1997 has served as Vice President for Administrative Services.

### **Dr. Don Robertson, Vice President for Student Affairs**

Dr. Robertson received his B.S. in Business Administration from the University of North Carolina; his M.S. in Counseling from the University of Tennessee; and his Ed.D. in Higher Education Administration from West Virginia University. He has served at Murray State University since 1992 as the chief student affairs officer and Assistant Professor of Business Administration. Effective July 1996, Dr. Robertson assumed the position of Vice President for Student Affairs.

## FUTURE DEBT

Murray State University has received authorization for \$10,184,000 in Consolidated Educational Buildings Revenue Bonds to be issued by the Kentucky State Property and Building Commission in the 1998-2000 biennium. The debt service payments are to be appropriated from the Commonwealth. The construction costs will be allocated as follows:

- |                                      |             |
|--------------------------------------|-------------|
| 1. College of Education construction | \$7,184,000 |
| 2. Carr Health Building Renovation   | \$2,000,000 |
| 3. Business Building Renovation      | \$1,000,000 |

Further, the University has received Housing and Dining bonding authorization for 1998-2000 biennium in the amount of \$13,000,000 for replacement of two student housing facilities. The authorization is outlined as follows:

- |  |             |
|--|-------------|
| 1. Replacement of Richmond Hall        | \$6,500,000 |
| 2. Replacement of Clark/Franklin Halls | \$6,500,000 |

Although the University has received the bonding authorization for this project, it is unlikely that the bonds will be issued for this project within this biennium.

In addition, bonding authorization has been granted to the Kentucky Community and Technical College System for the construction of five regional postsecondary education centers. Murray State will receive one of these centers, which will be located in Hopkinsville, Kentucky. The bonding authorization for this center is \$6,650,000. The bonds will be issued by the Kentucky State Property and Buildings Commission and debt service payments will be handled through the budget of the Commonwealth of Kentucky.

It should be noted that the state bonding authorizations for the 2000-2002 biennium have not been finalized at this point.

## TAX TREATMENT

In the opinion of Bond Counsel for the Bonds, based upon an analysis of existing laws, regulations, rulings and court decisions, interest on the Bonds is excludable from gross income for Federal income tax purposes. Bond Counsel for the Bonds is also of the opinion that interest on the Bonds is not a specific item of tax preference under §57 of the Internal Revenue Code of 1986 (the "Code") for purposes of the Federal individual or corporate alternative minimum taxes. Furthermore, Bond Counsel for the Bonds is of the opinion that interest on the Bonds is exempt from income taxation and the Bonds are exempt from ad valorem taxation by the Commonwealth of Kentucky and any of its political subdivisions.

The Code imposes various restrictions, conditions and requirements relating to the exclusion from gross income for Federal income tax purposes of interest on obligations such as the Bonds. The University has covenanted to comply with certain restrictions designed to ensure that interest on the Bonds will not be includable in gross income for Federal income tax purposes. Failure to comply with these covenants could result in interest on the Bonds being includable in income for Federal income tax purposes and such inclusion could be required retroactively to the date of issuance of the Bonds. The opinion of Bond Counsel assumes compliance with these covenants. However, Bond Counsel has not undertaken to determine (or to inform any person) whether any actions taken (or not taken) or events occurring (or not occurring) after the date of issuance of the Bonds may adversely affect the tax status of the interest on the Bonds.

Certain requirements and procedures contained or referred to in the Trust Indenture and other relevant documents may be changed and certain actions (including, without limitation, defeasance of the Bonds) may be taken or omitted under the circumstances and subject to the terms and conditions set forth in such documents. Bond Counsel expresses no opinion as to any Bonds or the interest thereon if any such change occurs or action is taken or omitted upon the advice or approval of bond counsel other than Peck, Shaffer & Williams LLP.

Although Bond Counsel for the Bonds has rendered an opinion that interest on the Bonds is excludable from gross income for Federal income tax purposes and the above-described opinion with respect to Kentucky taxation of the Bonds, the ownership or disposition of, or the accrual or receipt of interest on, the Bonds may otherwise affect a Bondholder's Federal, state or local tax liabilities. The nature and extent of these other tax consequences may depend upon the particular tax status of the Bondholder or the Bondholder's other items of income or deduction. Bond Counsel expresses no opinions regarding any tax consequences other than what is set forth in its opinion and each Bondholder or potential Bondholder is urged to consult with tax counsel with respect to the effects of purchasing, holding or disposing the Bonds on the tax liabilities of the individual or entity.

For example, although Bond Counsel for the Bonds is of the opinion that interest on the Bonds will not be a specific item of tax preference for the alternative minimum tax, corporations are required to include all tax-exempt interest in determining "adjusted current earnings" under Section 56(c) of the Code, which may increase the amount of any alternative minimum tax owed. Receipt of tax-exempt interest, ownership or disposition of the Bonds may result in other collateral Federal, state or local tax consequence for certain taxpayers including, without limitation, increasing the federal tax liability of certain foreign corporations subject to the branch profits tax imposed by Section 884 of the code, increasing the federal tax liability of certain insurance companies, under Section 832 of the Code, increasing the federal tax liability and affecting the status of certain S Corporations subject to Sections 1362 and 1375 of the Code, increasing the federal tax liability of certain individual recipients of Social Security or Railroad Retirement benefits, under Section 86 of the Code, and limiting the use of the Earned Income Credit under Section 32 of the Code that might otherwise be available. Ownership of any Bonds may also result in the limitation of interest and certain other deductions for financial institutions and certain other taxpayers, pursuant to Section 265 of the Code. Finally, residence of the holder of Bonds in a state other than Kentucky or being subject to tax in a state other than Kentucky, may result in income or other tax liabilities being imposed by such states or their political subdivisions based on the interest or other income from the Bonds.

#### **TAX TREATMENT OF ORIGINAL ISSUE DISCOUNT**

The Bonds maturing on September 1 of the years 2012 through 2017 and September 1, 2019 (the "Discount Bonds") are being offered and sold to the public at an original issue discount ("OID") from the amounts payable at maturity thereon. OID is the excess of the stated redemption price of a bond at maturity (the face amount) over the "Issue price" of such bond. The issue price is the initial offering price to the public (other than to bond houses, brokers or similar persons acting in the capacity of underwriters or wholesalers) at which a substantial amount of bonds of the same maturity are sold pursuant to that initial offering. For federal income tax purposes, OID on each bond will accrue over the term of the bond, and for the Discount Bonds, the amount of accretion will be based on a single rate of interest, compounded semiannually (the "yield to maturity"). The amount of OID that accrues during each semi-annual period will do so ratably over that period on a daily basis. With respect to an initial purchaser of a Discount Bond at its issue price, the portion of OID that accrues during the period that such purchaser

owns the Discount Bond is added to such purchaser's tax basis for purposes of determining gain or loss at the maturity, redemption, sale or other disposition of that Discount Bond and thus, in practical effect, is treated as stated interest, which is excludable from gross income for federal income tax purposes.

Holders of Discount Bonds should consult their own tax advisors as to the treatment of OID and the tax consequences of the purpose of such Discount Bonds other than at the issue price during the initial public offering and as to the treatment of OID for state tax purposes.

### **TAX TREATMENT OF PREMIUM**

"Acquisition Premium" is the excess of the cost of a bond over the stated redemption price of such bond at maturity or, for bonds that have one or more earlier call dates, the amount payable at the next earliest call date. The Bonds that mature in the years 2000 through 2010 (the "Premium Bonds") are being initially offered and sold to the public at an Acquisition Premium. The Premium Bonds are not callable prior to their maturity date. For federal income tax purposes, the amount of Acquisition Premium on each bond the interest on which is excludable from gross income for federal income tax purposes ("tax-exempt bonds") must be amortized and will reduce the bondholder's adjusted basis in that bond. However, no amount of amortized Acquisition Premium on tax-exempt bonds may be deducted in determining bondholder's taxable income for federal income tax purposes. The amount of any Acquisition Premium paid on the Premium Bonds, or on any of the Bonds, that must be amortized during any period will be based on the "constant yield" method, using the original bondholder's basis in such bonds and compounding semiannually. This amount is amortized ratably over that semiannual period on a daily basis.

Holders of any Bonds, including any Premium Bonds, purchased at an Acquisition Premium should consult their own tax advisors as to the actual effect of such Acquisition Premium with respect to their own tax situation and as to the treatment of Acquisition Premium for state tax purposes.

### **QUALIFIED TAX-EXEMPT OBLIGATIONS**

Pursuant to the provisions of Section 265(b)(3) of the Internal Revenue Code of 1986, as amended, the University, by the adoption of the Supplemental Indenture, has designated the Bonds as "qualified tax-exempt obligations" within the meaning of the Code and certified that it does not reasonably anticipate that the total principal amount of tax-exempt obligations which will be issued by the University during the calendar year ending December 31, 1999, will exceed \$10,000,000.

### **YEAR 2000 COMPLIANCE**

The Commonwealth of Kentucky has been aware since early 1994 of the technology problems associated with the year 2000. The Commonwealth has assessed the state's mission critical systems, most of which reside on the mainframe computer. These systems have been planned for year 2000 compliance by July 1, 1999. As of July 31, 1998, sixty percent of these systems had been renovated and placed back into production. The General Assembly, during the 1998 Regular Session, appropriated \$6,700,000 to a year 2000 "contingency fund." Portions of this fund will be used to contract for third party validation and verification of selected mission critical systems residing on the mainframe computer. The Commonwealth has obtained a contract for specialized consultants to examine the methodology, procedures, work plans and status of the year 2000 compliance project. The consultants have made recommendations and implemented methodologies to ensure the best practices are in place for compliance. Further information regarding year 2000 compliance by the Commonwealth may be found on the Internet at <http://www.state.ky.us/dis/newdishm>.

Certain critical financial management systems of Murray State University have already been upgraded or are in the final phase of testing to meet Year 2000 compliance. These systems include the general ledger, accounts receivable, accounts payable, payroll, and financial aid systems. Additionally, the University has undergone a campus-wide assessment of Y2K compliance to include hardware and software systems, embedded processors, and critical contractor or vendor compliance.

An ad hoc committee of the Information Technology Advisory Committee was charged to evaluate the assessment outcomes and to present written recommendations to management on how best to remediate critical systems in order to meet Year 2000 compliance goals.

As part of the University's assessment process:

- Procurement Services contacted vendors whose contracts are critical to Murray State and might be affected by Year 2000 compliance. Any new contracts or renewals will not be issued for those items which process data without the receipt of compliance statements from the vendors.
- The University's Facilities Management Department has provided an assessment of building management systems for each building on campus. This assessment determined that electrical, lighting, plumbing, fire protection, security, and elevator systems were compliant, could be made compliant, or that compliance was not an issue. The HVAC building control and software system upgrades which are planned for this year will bring those systems into compliance. Further, the Facilities Management Department is in the process of obtaining Year 2000 compliance assurances from utility suppliers.
- The campus mainframe computer hardware and operating systems are compliant according to vendors.
- Remediation and testing will be completed on the in-house developed software systems by April 30 with further remediation conducted in problem areas.
- The assessment phase revealed that the majority of the desktop hardware and software components are or can be made compliant.
- The Committee identified a few vendor-supplied systems where upgrades will be necessary, and the necessary upgrades will be implemented during 1999.
- Contingency plans will be developed for certain mission critical systems during the year.

Murray State will continue to work to detect and resolve any Year 2000 compliance issues throughout 1999. However, the University cannot make any assurances as to the effectiveness of systems maintained by third parties or to any matters beyond the University's reasonable control. Through the University's efforts, we anticipate being Year 2000 compliant and that students, employees, vendors, and other related parties will not be adversely affected.

#### **CONTINUING DISCLOSURE**

In accordance with Securities and Exchange Commission Rule 15c2-12 (the "Rule"), the University (the "Obligated Person") will agree, pursuant to a Continuing Disclosure Agreement dated as of April 1, 1999. (the "Disclosure Agreement") with Chase Manhattan Trust Company, National Association, to be delivered on the date of delivery of the Bonds, to cause the following information be provided:

- (i) To each nationally recognized municipal securities information repository ("NRMSIR") and, if one is established for the Commonwealth, to its state information depository ("SID"), certain annual financial information and operating data, including audited financial statements prepared in accordance with generally accepted accounting principles, generally consistent with the information contained in Appendices A, B, C and D; such information shall be provided on or before 180 days following the fiscal year ending on the preceding June 30, commencing with the fiscal year ending June 30, 1999;
- (ii) in a timely manner, to each NRMSIR or to the Municipal Securities Rulemaking Board ("MSRB") and to the SID, notice of the occurrence of certain events, if material, with respect to the Bonds, which events are as follows; and
  - (a) Principal and interest payment delinquencies;
  - (b) Non-payment related defaults;
  - (c) Unscheduled draws on debt service reserves reflecting financial difficulties;
  - (d) Unscheduled draws on credit enhancements reflecting financial difficulties;
  - (e) Substitution of credit or liquidity providers, or their failure to perform;
  - (f) Adverse tax opinions or events affecting the tax-exempt status of security;
  - (g) Modifications to rights of security holders;
  - (h) Bond calls, except for mandatory scheduled redemptions not otherwise contingent upon the occurrence of the event;
  - (i) Defeasances;
  - (j) Release, substitution or sale of property securing repayment of the securities;
  - (k) Rating changes; and
  - (l) The cure, in the manner provided under the Indenture, of any payment or nonpayment related default under the Indenture.
- (iii) in a timely manner, to each NRMSIR or to the MSRB and to the SID, notice of a failure of an Obligated Person to provide the required Annual Financial Information and Operating Data on or before the date specified in the Disclosure Agreement.

The Disclosure Agreement provides holders of the Bonds, including beneficial owners of the Bonds, with certain enforcement rights in the event of a failure by the University to comply with the terms thereof; however, a default under the Disclosure Agreement does not constitute an event of default under the Indenture. The Disclosure Agreement may also be amended or terminated under certain circumstances in accordance with the Rule as more fully described therein. Holders of the Bonds are advised that the Disclosure Agreement, the form of which is obtainable from the Financial Advisor, should be read in its entirety for more complete information regarding its contents.

Financial information regarding the University may also be obtained from the Vice President for Administrative Services, Murray State University, Sparks Hall - 3<sup>rd</sup> Floor, Murray, Kentucky 42701.

#### **ABSENCE OF MATERIAL LITIGATION**

There is no controversy or litigation of any nature now pending or threatened restraining or enjoining the issuance, sale, execution or delivery of the Bonds, or in any way contesting or affecting the validity of the Bonds or any proceedings of the University taken with respect to the issuance or sale thereof, or the pledge or application of any moneys or security provided for the payment of the Bonds or the due existence or powers of the University.

## **APPROVAL OF LEGALITY**

Legal matters incident to the authorization, issuance, sale and delivery of the Bonds are subject to the approval of Peck, Shaffer & Williams LLP, Covington, Kentucky, Bond Counsel to the University. The approving legal opinion of Bond Counsel will be printed on the Bonds and will contain a statement of tax exemption as represented herein. Bond Counsel has reviewed the information herein pertaining to the Bonds under the headings, "The Bonds", "Security for the Bonds", "The Construction Project", "Certain Provisions of the Indenture", "Tax Treatment", "Qualified Tax-Exempt Obligations" and "Continuing Disclosure" and is of the opinion that such information is a fair summary of the principal provisions of the instruments and information therein described. Said firm has not otherwise participated in the preparation of the Official Statement or the Exhibits attached hereto and has not verified the accuracy or completeness of the information contained under any heading other than those stated above, nor of any financial information, enrollment numbers, projections, or computations relating thereto, and therefore, can make no representation with respect to such information. The matters set forth under "Absence of Material Litigation" will be delivered by the University with the Bonds.

## **RATING**

As noted on the cover page of this Official Statement, Standard & Poor's Rating Services ("S&P") has assigned their municipal bond rating of "AAA" to this issue with the understanding that upon delivery of the Bonds, a policy insuring the payment when due of the principal and interest on the Bonds has been issued by MBIA Insurance Corporation.

S&P has assigned its underlying municipal bond rating of "BBB+" to the Bonds.

Such rating reflects only the opinion of said organization. Any explanation of the significance of such rating may be obtained directly from the rating agency at the following address: Standard & Poor's Corporation, 25 Broadway, New York, New York 10004.

## **FINANCIAL ADVISOR**

Seasongood & Mayer, Cincinnati, Ohio has acted as Financial Advisor to the University and will receive a fee from the proceeds of the Bonds for services rendered.

The Bonds will be sold by the solicitation and receipt of sealed, competitive bids. Seasongood & Mayer, Cincinnati, Ohio, Financial Advisor to the University, has requested, and received, permission and approval of the Board of Regents of the University to bid, either alone or in conjunction with others, on the Bonds. The Financial Advisor has expressed its intent to so bid.

## **APPROVAL OF ISSUANCE OF BONDS**

Pursuant to Chapter 42 of the Kentucky Revised Statutes, issuance of the Bonds will be approved by the Kentucky Finance and Administration Cabinet, Office of Financial Management and Economic Analysis.

## **FINANCIAL STATEMENTS AND INDEPENDENT PUBLIC ACCOUNTANTS**

The financial statements of the University as of June 30, 1998 and for the year then ended, which are attached as Appendix D, were reported on by the independent certified public accounting firm.

## CERTIFICATE CONCERNING OFFICIAL STATEMENT

Concurrently with the delivery of the Bonds, the Treasurer of the University will certify that, to the best of his knowledge, this Official Statement did not as of the date of delivery of the Bonds, contain any untrue statements of a material fact or omit to state a material fact which should be included therein for the purpose of which the Official Statement is to be used, or which is necessary in order to make the statements contained therein, in the light of the circumstances which they were made, not misleading in any material respect.

### COMPLETENESS OF OFFICIAL STATEMENT

The University has approved and caused this official statement to be executed and delivered by its President.

The financial information supplied by the University and reported herein is represented by the University to be correct. Only accounts required by Federal and State laws, rules and regulations to be audited annually by independent certified public accountants have been so audited and the financial information extracted from their annual audits and presented herein is incomplete to the degree that accounts not required to be so audited have not been included in the annual audits contained in Appendix D.

---

All quotations from, and summaries and explanations of, the Kentucky Revised Statutes, the Resolution and Indenture and the Supplemental Indenture, contained herein do not purport to be complete, and reference is made to such laws and documents for full and complete statements of their provisions. The Appendices attached hereto are a part of this Official Statement. Copies, in reasonable quantity, of the Resolution and Indenture, or the Supplemental Indenture may be obtained from Seasongood & Mayer, 414 Walnut Street, 300 Mercantile Bldg., Cincinnati, Ohio 45202.

Any statements in this Official Statement involving matters of opinion, whether or not expressly so stated, are intended as such and not as representations of fact. This Official Statement is not to be construed as a contract or agreement between the University and the purchasers or owners of any of the Bonds.

### MURRAY STATE UNIVERSITY

By /s/ Sid Easley  
Chairman, Board of Regents

Attest:

### MURRAY STATE UNIVERSITY

By /s/ Sandra M. Rogers  
Secretary

***This Page Intentionally Left Blank***

**APPENDIX A**

**Murray State University  
Housing and Dining System  
Revenue Bonds, Series N**

---

**The Housing and Dining System and  
Operations of the University**

***This Page Intentionally Left Blank***

## THE HOUSING AND DINING SYSTEM

Murray State University's Housing and Dining System refers to the housing and dining buildings, appurtenant facilities and related auxiliary enterprises located in Murray, Calloway County, Kentucky comprising portions of the University, as identified as Clark College, Franklin College, Hart College, Regents College, Richmond College, White College, Woods Hall, Elizabeth College, Hester College and Springer College, Winslow Cafeteria, College Courts I, II, and III, and the University Center, and as the same may be true in the future by including therein any other housing and dining facilities or related auxiliary enterprises and in accordance with the provisions of the Trust Indenture and the Supplemental Indenture.

### Residence College Capacity And Occupancy

Fall 1994-1998										
Residence College	1994		1995		1996		1997		1998	
	C	O	C	O	C	O	C	O	C	O
<b>Male</b>										
Waiver Students	---	17	---	27	---	33	---	40	---	137
Clark-Men	105	91	105	92	122	100	118	98	116	90
Elizabeth-Men <sup>(1)</sup>	---	---	---	---	144	128	150	126	150	142
Franklin	319	271	319	246	312	266	224	185	224	197
Hart	535	483	535	481	264	238	264	234	264	243
Hester-Men <sup>(1)</sup>	---	---	---	---	135	121	141	127	141	122
Regents - Men <sup>(1)</sup>	98	85	98	90	182	166	182	152	182	162
Richmond	229	211	229	191	98	80	102	87	102	92
White - Men <sup>(1)</sup>	97	93	97	95	190	158	190	164	190	175
Woods - Men <sup>(2)</sup>	---	---	---	---	---	---	---	---	---	---
Total	1,383	1,251	1,383	1,222	1,447	1,290	1,371	1,213	1,369	1,360
% Occupancy	90%		88%		89%		89%		99%	
<b>Female</b>										
Waiver Students	---	21	---	35	---	58	---	84	---	108
Clark - Women <sup>(3)</sup>	152	128	152	132	149	140	148	122	148	137
Elizabeth	299	278	299	283	150	141	150	137	150	143
Franklin	---	---	---	---	---	---	86	83	86	80
Hart-Women <sup>(3)</sup>	---	---	---	---	268	255	266	252	266	247
Hester	322	294	322	296	180	170	180	168	180	178
Regents-Women	285	262	285	273	196	180	192	166	192	183
Richmond-Women <sup>(3)</sup>	---	---	---	---	124	118	128	121	128	123
Springer	293	280	293	282	298	274	292	268	290	264
White - Women	98	95	98	102	196	185	196	176	196	185
Woods - Women <sup>(3)</sup>	---	---	---	---	---	---	---	---	---	---
Total	1,449	1,358	1,449	1,403	1,561	1,521	1,638	1,577	1,636	1,648
% Occupancy	94%		97%		97%		96%		100%	
<b>Married Student Apartments</b>										
College Courts	144	134	144	137	144	132	144	140	144	124
% Occupancy	93%		95%		92%		97%		86%	
Grand Total	<u>2,976</u>	<u>2,743</u>	<u>2,976</u>	<u>2,762</u>	<u>3,152</u>	<u>2,943</u>	<u>3,153</u>	<u>2,930</u>	<u>3,149</u>	<u>3,132</u>
Overall % Occupancy	92%		93%		93%		93%		99%	

C = Capacity (reflects change in room usage)

O = Occupancy

(1) Did not have male residents prior to indicated year.

(2) Woods Hall was closed in 1994-95.

(3) Did not have female residents prior to indicated year.

Source: Murray State University

A-1

Residence College Capacity And Occupancy (cont'd)

**Spring 1995-1999**

<u>Residence College</u>	<u>1995</u>		<u>1996</u>		<u>1997</u>		<u>1998</u>		<u>1999</u>	
	<u>C</u>	<u>O</u>	<u>C</u>	<u>O</u>	<u>C</u>	<u>O</u>	<u>C</u>	<u>O</u>	<u>C</u>	<u>O</u>
<u>Male</u>										
Waiver Students	---	13	---	15	---	20	---	69	---	26
Clark-Men	105	82	105	90	122	99	122	89	122	85
Elizabeth-Men <sup>(1)</sup>	---	---	---	---	144	132	144	113	144	119
Franklin	319	243	319	230	312	239	224	168	224	170
Hart	535	428	535	453	264	211	264	216	264	234
Hester-Men <sup>(1)</sup>	---	---	---	---	135	115	135	115	135	49 <sup>(4)</sup>
Regents-Men <sup>(1)</sup>	98	86	98	80	182	169	182	125	182	125
Richmond	229	167	229	169	98	80	98	83	98	87
White-Men <sup>(1)</sup>	97	94	97	95	190	158	190	159	190	154
Woods-Men <sup>(2)</sup>	---	---	---	---	---	---	---	---	---	---
Total	1,383	1,113	1,383	1,132	1,447	1,223	1,359	1,137	1,359	1,052
% Occupancy	80%		82%		85%		79%		77%	
<u>Female</u>										
Waiver Students	---	17	---	23	---	50	---	59	---	47
Clark-Women <sup>(3)</sup>	152	114	152	130	149	142	149	115	149	129
Elizabeth	299	242	299	263	150	134	150	132	150	132
Franklin <sup>(3)</sup>	---	---	---	---	---	---	88	53	88	66
Hart-Women <sup>(3)</sup>	---	---	---	---	268	236	268	227	268	231
Hester	322	261	322	276	180	160	180	163	180	68 <sup>(4)</sup>
Regents-Women	285	246	285	246	196	165	196	158	196	159
Richmond-Women <sup>(3)</sup>	---	---	---	---	124	100	124	104	124	105
Springer	293	251	293	263	298	269	298	236	298	252
White-Women	98	90	98	82	196	172	196	164	196	167
Woods-Women <sup>(3)</sup>	---	---	---	---	---	---	---	---	---	---
Total	1,449	1,221	1,449	1,283	1,561	1,428	1,649	1,411	1,649	1,356
% Occupancy	84%		89%		91%		86%		82%	
<u>Married Student Apartments</u>										
College Courts	144	140	144	138	144	125	144	130	144	127
% Occupancy	97%		96%		87%		90%		88%	
Grand Total	<u>2,976</u>	<u>2,474</u>	<u>2,976</u>	<u>2,553</u>	<u>3,152</u>	<u>2,776</u>	<u>3,152</u>	<u>2,678</u>	<u>3,152</u>	<u>2,535</u>
Overall % Occupancy	83%		86%		88%		85%		80%	

C = Capacity (reflects change in room usage)

O = Occupancy

(1) Did not have male residents prior to indicated year.

(2) Woods Hall was closed in 1994-95.

(3) Did not have female residents prior to indicated year.

(4) The fire in Hester College impacted occupancy for spring term.

## Room And Board Rates

	Fiscal Year		
	1997-98	1998-99	1999-00
<b>ROOM RATES: (Per Semester)</b>			
Dorm -			
Double Room	\$ 735	\$ 788	\$ 815
Private Room	1,105	1,170	1,310
Apartments -			
One Bedroom (per month)	355	375	375
Two Bedroom (per month)	410	435	435
<b>MEAL PLANS: (Per Semester)</b>			
19 meals per week	\$ 1,035	\$ 1,070	\$ 1,090
15 meals per week	970 <sup>(1)</sup>	1,000	1,020
10 meals per week	865 <sup>(1)</sup>	895	910
5 meals per week	445 <sup>(1)</sup>	460	470

<sup>(1)</sup> Racer Plans purchase specified number of meals per week.  
Thoroughbred Plans purchase specified number of meals per semester.

---

Source: Murray State University

***(THE REMAINDER OF THIS PAGE INTENTIONALLY LEFT BLANK)***

# Revenues Pledged as Defined in the Indenture

<u>Fiscal Year Ending</u>	<u>Gross Housing Revenue</u>	<u>Student Activity Fee</u>	<u>Net Dining Operations</u>	<u>Totals</u>
1994	\$ 4,078,723	\$ 120,788	\$ 210,410	\$ 4,409,921
1995	4,152,675	118,542	115,661	4,386,878
1996	4,357,496	120,022	123,914	4,601,432
1997	4,532,367	125,748	299,033	4,957,148
1998	4,606,960	126,279	772,581	5,505,820

## Housing & Dining System Summary Of Revenues And Expenses

	<u>Fiscal Year</u>				
<u>Revenues:</u>	<u>1994</u>	<u>1995</u>	<u>1996</u>	<u>1997</u>	<u>1998</u>
Housing Fees	\$3,857,969	\$3,879,538	\$4,039,330	\$4,235,500	\$4,341,224
Other Housing Revenue	<u>220,754</u>	<u>273,137</u>	<u>318,166</u>	<u>296,867</u>	<u>265,736</u>
Subtotal	4,078,723	4,152,675	4,357,496	4,532,367	4,606,960
Dining Sales	3,533,011	3,533,204	3,685,845	4,124,257	4,174,383
Other Dining Revenue	<u>202,106</u>	<u>317,468</u>	<u>334,099</u>	<u>294,482</u>	<u>238,096</u>
Subtotal	3,735,117	3,850,672	4,019,944	4,418,739	4,412,479
Currus Center Activity Fee	120,788	118,542	120,022	125,748	126,279
Other Revenue	<u>72,535</u>	<u>62,509</u>	<u>60,744</u>	<u>56,664</u>	<u>54,218</u>
Subtotal	193,323	181,051	180,766	182,412	180,497
Total Revenues	<u>\$8,007,163</u>	<u>\$8,184,398</u>	<u>\$8,558,206</u>	<u>\$9,133,518</u>	<u>\$9,199,936</u>
Expenses(exclusive of Debt Service):					
Housing	\$3,179,962	\$3,638,808	\$4,190,903	\$4,238,832	\$4,242,886
Dining	3,524,707	3,735,011	3,896,030	4,119,706	3,639,898
Currus Center	<u>532,266</u>	<u>569,547</u>	<u>607,645</u>	<u>601,759</u>	<u>669,376</u>
Total Expenses	7,236,935	7,943,366	8,694,578	8,960,297	8,552,160
Excess Revenue over Expenses	770,228	241,032	(136,372)	173,221	647,776
Interest Income from Debt Service & Replacement Fund	<u>21,545</u>	<u>37,569</u>	<u>51,637</u>	<u>48,859</u>	<u>48,767</u>
Total	<u>\$791,773</u>	<u>\$ 278,601</u>	<u>\$ (84,735)</u>	<u>\$ 222,080</u>	<u>\$ 696,543</u>
Annual Debt Service	<u>\$658,607</u>	<u>\$ 651,488</u>	<u>\$ 646,419</u>	<u>\$ 643,226</u>	<u>\$ 680,262</u>

NOTE: Housing and Dining system is subsidized by other auxiliary units including MSU Bookstore.

Source: Murray State University

## Coverage Of Debt Service Requirements

This calculation of coverage of debt service requirements as set forth below is based on the estimated schedule of annual debt service requirements for the Housing and Dining System Revenue Bonds.

	<u>Housing and Dining System</u>
Calculations for Parity Bonds (as defined in the Indenture and Supplemental Indenture, respectively) (Minimum Allowable Coverage - 1.30x) Average of Adjusted Revenues, 1996-97/1997-98	\$5,231,484
Maximum Annual Debt Service Requirement	\$1,216,718
Times Estimated Maximum Debt Service Covered	4.30 x

The Housing and Dining System Series N Bonds will be parity bonds with all outstanding Housing and Dining System Revenue Bonds.

Source: Murray State University and Financial Advisor

## **OPERATIONS**

### Enrollment

The following schedule indicates the Fall Semester headcount and full-time equivalent enrollment at the University for each of the last five academic years. The full-time enrollment calculation is made in accordance with the method used by the United States Department of Education.

<u>Academic Year</u>	<u>Undergraduate</u>	<u>Graduate</u>	<u>Total Head Count</u>	<u>Full-time Equivalent*</u>
1994-95	6,686	1,274	7,960	6,676
1995-96	6,777	1,389	8,166	6,754
1996-97	7,120	1,516	8,636	7,047
1997-98	7,210	1,556	8,811	7,263
1998-99	7,347	1,601	8,903	7,179

Source: Murray State University

\* These figures are fall term figures for listed academic year.

Approximately 24% of the students enrolled in the University are non-residents of Kentucky and it is anticipated that the percentage of non-resident enrollments will remain at this level in future years. Using regional and national surveys of future college age population and historic enrollment data, and taking into consideration the policies of the Kentucky Council on Postsecondary Education relating to the enrollment requirements, the University has projected 1999-00 through 2002-03 fall semesters headcount enrollment at the University as follows:

<u>Academic Year</u>	<u>Estimated Fall Semester Student Enrollment (Headcount)</u>
1999-00	9,000
2000-01	9,000
2001-02	9,200
2002-03	9,300

The University's undergraduate admissions for the last five years are as follows:

	<u>1994</u>	<u>1995</u>	<u>1996</u>	<u>1997</u>	<u>1998</u>
Number of Applications	3,022	3,187	3,237	3,233	3,239
Number Approved for Enrollment	2,884	2,825	2,812	2,780	2,811
Number Enrolled	2,046	2,178	2,115	2,298	2,323
Enhanced ACT Scores	22	23	24	24	24

Source: Murray State University

***(THE REMAINDER OF THIS PAGE INTENTIONALLY LEFT BLANK)***

### Student Fee Schedule

The Board of Regents, with approval of the Kentucky Council on Postsecondary Education, has established a schedule of Student Registration Fees to be imposed, charged and collected for the services of the Project from all students attending the University. The schedule of fees for the last five years are as follows:

	<u>1994-95</u>	<u>1995-96</u>	<u>1996-97</u>	<u>1997-98</u>	<u>1998-99</u>
<b><u>Registration Fee Per Semester</u></b>					
<i>Full Time</i>					
<b>Undergraduate</b>					
Resident	\$ 930	\$ 980	\$ 1,030	1,060	1,150
Non-Resident	2,510	2,660	2,770	2,860	3,070
<b>Graduate</b>					
Resident	\$ 1,010	\$ 1,060	\$ 1,120	1,150	1,250
Non-Resident	2,750	2,900	3,040	3,130	3,370
<b><u>Registration Fee Per Credit Hour</u></b>					
<i>Summer Term/Part-Time</i>					
<b>Undergraduate</b>					
Resident	\$ 70	\$ 74	\$ 77	79	84
Non-Resident	203	215	223	230	245
<b>Graduate</b>					
Resident	\$ 103	\$ 108	\$ 113	116	124
Non-Resident	295	311	324	334	357

Source: Murray State University

### Reciprocity Students

As of the fall term of 1990, the Commonwealth of Kentucky and the state of Tennessee began a reciprocity agreement that allows students from selected counties in both states to attend designated colleges at in-state tuition rates. The counties affected for Murray State University are the Tennessee counties of Henry, Ohio, Stewart and Weakly. For the fall term of 1998 there were 477 students in the Reciprocity Program.

**(THE REMAINDER OF THIS PAGE INTENTIONALLY LEFT BLANK)**

***This Page Intentionally Left Blank***

**APPENDIX B**

**Murray State University  
Housing and Dining System  
Revenue Bonds, Series N**

---

**Outstanding Bonds of the University**

***This Page Intentionally Left Blank***

## OUTSTANDING BONDS OF THE UNIVERSITY

All Housing and Dining System Bonds and Consolidated Educational Buildings Revenue Bonds issued and outstanding, as of March 31, 1999, presented below:

<u>Housing and Dining System Revenue Bonds (1)</u>	<u>Year of Issue</u>	<u>Amount of Issue</u>	<u>Principal Outstanding</u>	<u>Year of Final Maturity</u>
Series C	1965	\$ 635,000	\$ 90,000	2000
Series D	1965	760,000	105,000	2000
Series E	1965	387,000	65,000	2001
Series F	1965	1,290,000	255,000	2001
Series G	1965	400,000	60,000	2000
Series H	1965	1,845,000	480,000	2003
Series I	1965	2,250,000	612,000	2004
Series J	1965	510,000	140,000	2004
Series K	1965	3,280,000	1,035,000	2002
Series L	1968	2,000,000	1,340,000	2008
Series M	1997	825,000	825,000	2017
Total		<u>\$14,182,000</u>	<u>\$ 5,007,000</u>	

Source: Murray State University

(1) Annual debt service payable from Housing and Dining revenues.

<u>Consolidated Educational Buildings Revenue Bonds (1)</u>	<u>Year of Issue</u>	<u>Amount of Issue</u>	<u>Principal Outstanding</u>	<u>Year of Final Maturity</u>
Series H	1992	\$ 4,625,000	\$ 3,760,000	2012
Series F (Second Series)	1993	7,955,000	2,340,000	2000
Series G (Second Series)	1993	11,660,000	10,905,000	2007
Total		<u>\$24,240,000</u>	<u>\$ 17,005,000</u>	

Source: Murray State University

(1) Annual debt service payable from Student Registration Fees received from students and not pledged as security for the Housing and Dining System Bonds.

**(THE REMAINDER OF THIS PAGE INTENTIONALLY LEFT BLANK)**

***This Page Intentionally Left Blank***

**APPENDIX C**

**Murray State University  
Housing and Dining System  
Revenue Bonds, Series N**

---

**Series N: Debt Service Requirements  
Housing and Dining System Revenue  
Bonds: Total Debt Service**

***This Page Intentionally Left Blank***

**MURRAY STATE UNIVERSITY  
HOUSING AND DINING SYSTEM  
REVENUE BONDS, SERIES N**

**DEBT SERVICE REQUIREMENTS**

<u>Date</u>	<u>Principal</u>	<u>Interest</u>	<u>Debt Service</u>	<u>Annual Debt Service</u>
September 1, 1999		\$116,600.00	\$116,600.00	\$116,600.00
March 1, 2000		139,920.00	139,920.00	
September 1, 2000	\$205,000	139,920.00	344,920.00	484,840.00
March 1, 2001		135,461.25	135,461.25	
September 1, 2001	215,000	135,461.25	350,461.25	485,922.50
March 1, 2002		130,785.00	130,785.00	
September 1, 2002	225,000	130,785.00	355,785.00	486,570.00
March 1, 2003		125,891.25	125,891.25	
September 1, 2003	235,000	125,891.25	360,891.25	486,782.50
March 1, 2004		120,780.00	120,780.00	
September 1, 2004	245,000	120,780.00	365,780.00	486,560.00
March 1, 2005		115,390.00	115,390.00	
September 1, 2005	255,000	115,390.00	370,390.00	485,780.00
March 1, 2006		109,780.00	109,780.00	
September 1, 2006	265,000	109,780.00	374,780.00	484,560.00
March 1, 2007		103,950.00	103,950.00	
September 1, 2007	275,000	103,950.00	378,950.00	482,900.00
March 1, 2008		97,900.00	97,900.00	
September 1, 2008	290,000	97,900.00	387,900.00	485,800.00
March 1, 2009		91,520.00	91,520.00	
September 1, 2009	300,000	91,520.00	391,520.00	483,040.00
March 1, 2010		84,920.00	84,920.00	
September 1, 2010	315,000	84,920.00	399,920.00	484,840.00
March 1, 2011		77,990.00	77,990.00	
September 1, 2011	330,000	77,990.00	407,990.00	485,980.00
March 1, 2012		70,730.00	70,730.00	
September 1, 2012	345,000	70,730.00	415,730.00	486,460.00
March 1, 2013		63,140.00	63,140.00	
September 1, 2013	360,000	63,140.00	423,140.00	486,280.00
March 1, 2014		55,220.00	55,220.00	
September 1, 2014	375,000	55,220.00	430,220.00	485,440.00
March 1, 2015		46,970.00	46,970.00	
September 1, 2015	390,000	46,970.00	436,970.00	483,940.00
March 1, 2016		38,390.00	38,390.00	
September 1, 2016	410,000	38,390.00	448,390.00	486,780.00
March 1, 2017		29,370.00	29,370.00	
September 1, 2017	425,000	29,370.00	454,370.00	483,740.00
March 1, 2018		20,020.00	20,020.00	
September 1, 2018	445,000	20,020.00	465,020.00	485,040.00
March 1, 2019		10,230.00	10,230.00	
September 1, 2019	465,000	10,230.00	475,230.00	485,460.00
	<b>\$6,370,000</b>	<b>\$3,453,315.00</b>	<b>\$9,823,315.00</b>	<b>\$9,823,315.00</b>

Source: Financial Advisor

**MURRAY STATE UNIVERSITY  
HOUSING AND DINING SYSTEM REVENUE BONDS  
TOTAL ANNUAL DEBT SERVICE**

<b>Fiscal Year</b>	<b>Existing</b>				<b>Total</b>
<b><u>June 30</u></b>	<b><u>Debt Service</u></b>	<b><u>Principal</u></b>	<b><u>Interest</u></b>	<b><u>Total</u></b>	<b><u>Debt Service</u></b>
1999	\$735,306.88	-	-	-	\$735,306.88
2000	731,175.63	-	\$256,520.00	\$256,520.00	987,695.63
2001	736,336.25	\$205,000	275,381.25	480,381.25	1,216,717.50
2002	730,930.00	215,000	266,246.25	481,246.25	1,212,176.25
2003	710,534.38	225,000	256,676.25	481,676.25	1,192,210.63
2004	424,393.13	235,000	246,671.25	481,671.25	906,064.38
2005	355,335.63	245,000	236,170.00	481,170.00	836,505.63
2006	254,934.38	255,000	225,170.00	480,170.00	735,104.38
2007	253,127.50	265,000	213,730.00	478,730.00	731,857.50
2008	260,955.00	275,000	201,850.00	476,850.00	737,805.00
2009	258,420.00	290,000	189,420.00	479,420.00	737,840.00
2010	63,630.00	300,000	176,440.00	476,440.00	540,070.00
2011	66,525.00	315,000	162,910.00	477,910.00	544,435.00
2012	64,252.50	330,000	148,720.00	478,720.00	542,972.50
2013	66,817.50	345,000	133,870.00	478,870.00	545,687.50
2014	64,217.50	360,000	118,360.00	478,360.00	542,577.50
2015	66,447.50	375,000	102,190.00	477,190.00	543,637.50
2016	68,370.00	390,000	85,360.00	475,360.00	543,730.00
2017	65,130.00	410,000	67,760.00	477,760.00	542,890.00
2018	66,755.00	425,000	49,390.00	474,390.00	541,145.00
2019	-	445,000	30,250.00	475,250.00	475,250.00
2020	-	465,000	10,230.00	475,230.00	475,230.00
	<b>\$6,043,593.78</b>	<b>\$6,370,000</b>	<b>\$3,453,315.00</b>	<b>\$9,823,315.00</b>	<b>\$15,866,908.78</b>

Source: Murray State University and Financial Advisor

**APPENDIX D**

**Murray State University  
Housing and Dining System  
Revenue Bonds, Series N**

---

**Report of Independent Public Accountants**

**[THIS PAGE LEFT INTENTIONALLY BLANK]**

**MURRAY STATE UNIVERSITY**

**Financial Statements and Supplemental Schedules  
for the Year Ended June 30, 1998  
and  
Independent Auditors' Report**

**INDEPENDENT AUDITORS' REPORT**

To the Board of Regents  
of Murray State University

We have audited the accompanying balance sheet of Murray State University (the "University") as of June 30, 1998, and the related statements of changes in fund balances and current funds revenues, expenditures, and other changes for the year then ended. These financial statements are the responsibility of the management of the University. Our responsibility is to express an opinion on these financial statements based on our audit.

We conducted our audit in accordance with generally accepted auditing standards and the standards applicable to financial audits contained in *Government Auditing Standards*, issued by the Comptroller General of the United States. Those standards require that we plan and perform the audit to obtain reasonable assurance about whether the financial statements are free of material misstatement. An audit includes examining, on a test basis, evidence supporting the amounts and disclosures in the financial statements. An audit also includes assessing the accounting principles used and significant estimates made by management, as well as evaluating the overall financial statement presentation. We believe that our audit provides a reasonable basis for our opinion.

In our opinion, such financial statements present fairly, in all material respects, the financial position of Murray State University as of June 30, 1998, and the changes in its fund balances and its current funds revenues, expenditures, and other changes for the year then ended in conformity with generally accepted accounting principles.

Our audit was conducted for the purpose of forming an opinion on the basic financial statements taken as a whole. The supplemental schedules listed in the table of contents are presented for purposes of additional analysis and are not a required part of the basic financial statements. These schedules are the responsibility of the University's management. Such schedules have been subjected to the auditing procedures applied in our audit of the basic financial statements and, in our opinion, are fairly stated in all material respects when considered in relation to the basic financial statements taken as a whole.

In accordance with *Government Auditing Standards*, we have also issued a report, dated September 25, 1998, on our consideration of the University's internal control over financial reporting and our tests of its compliance with certain provisions of laws, regulations, contracts and grants.

*Deloitte & Touche LLP*

September 25, 1998

**Deloitte Touche  
Tohmatsu**

MURRAY STATE UNIVERSITY  
BALANCE SHEET  
As of June 30, 1998  
With Comparative Figures as of June 30, 1997

	Current Funds			Endowment	Plant	Agency	Totals	
	Unrestricted	Restricted	Loan Funds	Funds	Funds	Funds	1998	1997
ASSETS								
Cash and cash equivalents	\$ 14,399,985	\$ 658,854	\$ 451,073	\$ 1,783	\$ 4,896,535	\$ 121,959	\$ 20,530,189	\$ 19,212,952
Investments	-	-	-	795,000	5,311,027	-	6,106,027	6,024,768
Accounts and loans								
receivable, net	1,600,241	1,160,913	4,224,676	-	-	-	6,985,830	6,458,648
Interest receivable	350,977	2,425	-	-	101,482	-	454,884	459,883
Inventories	1,309,840	-	-	144	-	-	1,309,984	1,428,824
Prepaid expenses	259,143	804	-	-	-	-	259,947	88,836
Discount on bonds payable	-	-	-	-	394,028	-	394,028	439,738
Due from other funds	1,558,307	-	-	-	1,798,093	-	3,356,400	4,910,794
Assets held by MSU Foundation	-	1,865,339	-	12,457,303	592,279	-	14,914,921	13,381,744
Property, plant and equipment	-	-	-	-	191,102,727	-	191,102,727	161,663,798
Total assets	\$ 19,478,493	\$ 3,688,335	\$ 4,675,749	\$ 13,254,230	\$ 204,196,171	\$ 121,959	\$ 245,414,937	\$ 214,269,985
LIABILITIES AND FUND BALANCE								
Liabilities:								
Accounts payable	\$ 2,898,835	\$ 56,833	\$ 50	\$ -	\$ 74,061	\$ -	\$ 3,029,779	\$ 1,608,024
Payroll withholdings and related								
accruals	2,716,798	-	-	-	-	-	2,716,798	3,354,927
Other accrued expenses	519,277	36,619	25,254	-	-	-	581,150	541,348
Interest payable	-	-	-	-	240,881	-	240,881	289,103
Deposits	283,384	-	-	-	-	121,959	405,343	457,381
Deferred revenues	911,147	-	-	-	-	-	911,147	879,430
Due to other funds	723,094	2,198,348	-	-	434,958	-	3,356,400	4,910,794
Notes payable	-	-	-	-	893,109	-	893,109	400,000
Bonds payable	-	-	-	-	22,012,000	-	22,012,000	29,424,711
Capital lease obligations	-	-	-	-	2,494,855	-	2,494,855	123,741
Total liabilities	\$ 8,052,535	\$ 2,291,800	\$ 25,304	\$ -	\$ 26,149,864	\$ 121,959	\$ 36,641,462	\$ 41,989,459
Fund balance:								
Current unrestricted funds:								
Allocated for:								
Working capital	\$ 2,259,901	\$ -	\$ -	\$ -	\$ -	\$ -	\$ 2,259,901	\$ 1,673,793
Prior year carryovers:								
Renovation and maintenance	1,543,838	-	-	-	-	-	1,543,838	1,821,745
Other	5,234,216	-	-	-	-	-	5,234,216	3,994,766

Continued

MURRAY STATE UNIVERSITY  
BALANCE SHEET (cont.)  
As of June 30, 1998  
With Comparative Figures as of June 30, 1997

	Current Funds		Loan Funds	Endowment Funds	Plant Funds	Agency Funds	Totals	
	Unrestricted	Restricted					1998	1997
LIABILITIES AND FUND BALANCE (cont.)								
Fund balance (cont.):								
Current unrestricted funds (cont.):								
Encumbrances	\$ 689,632	\$ -	\$ -	\$ -	\$ -	\$ -	\$ 689,632	\$ 454,858
Reserve for general contingency	798,371	-	-	-	-	-	798,371	872,956
Reserve for self insurance	900,000	-	-	-	-	-	900,000	900,000
Current restricted funds	-	1,396,535	-	-	-	-	1,396,535	2,009,284
Loan funds - restricted	-	-	4,650,445	-	-	-	4,650,445	4,607,307
Endowment funds - restricted	-	-	-	13,254,230	-	-	13,254,230	11,945,003
Plant funds:								
Unexpended	-	-	-	-	2,488,782	-	2,488,782	1,873,069
Renewal and replacements	-	-	-	-	4,538,408	-	4,538,408	3,963,196
Retirement of indebtedness	-	-	-	-	4,372,965	-	4,372,965	4,302,947
Net investment in plant	-	-	-	-	166,646,152	-	166,646,152	133,881,602
Total fund balance	\$ 11,425,958	\$ 1,396,535	\$ 4,650,445	\$ 13,254,230	\$ 178,046,307	\$ -	\$ 208,773,475	\$ 172,280,526
Total liabilities and fund balance	\$ 19,478,493	\$ 3,688,335	\$ 4,675,749	\$ 13,254,230	\$ 204,196,171	\$ 121,959	\$ 245,414,937	\$ 214,269,985

See notes to financial statements.

MURRAY STATE UNIVERSITY  
STATEMENT OF CHANGES IN FUND BALANCES  
For the Year Ended June 30, 1998

	Current Funds		Loan Funds	Endowment Funds	Plant Funds			
	Unrestricted	Restricted			Unexpended	Renewals and Replacements	Retirement of Indebtedness	Investment In Plant
<b>REVENUES AND OTHER ADDITIONS:</b>								
Current funds revenues	\$ 87,000,203	\$ -	\$ -	\$ -	\$ -	\$ -	\$ -	\$ -
Grants and contracts	-	10,116,129	-	-	-	-	-	-
Private gifts	-	976,140	-	852,707	-	-	-	-
Endowment income	-	494,678	-	254,846	-	-	-	-
Contribution of Regional Special Events Center by the Commonwealth of Kentucky	-	-	-	-	-	-	-	23,587,414
Expenditures for plant facilities (including \$3,709,231 charged to current fund expenditures)	-	-	-	-	-	-	-	8,622,808
Donated plant facilities	-	-	-	-	-	-	-	48,102
Retirement of indebtedness	-	-	105,811	-	23,476	139,218	284,626	3,399,334
Interest income - restricted	-	-	-	195,767	-	7,252	6,584	-
Unrealized gain on investments	-	-	14,390	-	-	-	-	132,761
Federal and state contributions	-	-	-	-	-	-	-	3,047,823
Reduction in lease obligations	-	-	-	-	1,072,444	-	-	250,000
Cancellation of indebtedness	-	259,425	68,831	-	-	(1,677)	18,047	-
Other additions	-	-	-	-	-	-	-	-
Total revenues and other additions	\$ 87,000,203	\$ 11,846,372	\$ 189,032	\$ 1,303,320	\$ 1,095,920	\$ 144,793	\$ 309,257	\$ 39,088,242
<b>EXPENDITURES AND OTHER DEDUCTIONS:</b>								
Educational and general expenditures	\$ 67,616,959	\$ 11,673,420	\$ -	\$ -	\$ -	\$ -	\$ -	\$ -
Auxiliary enterprises expenditures	12,154,511	45,172	-	-	-	-	-	-
Refund to grantors	-	27,896	-	-	-	-	-	-
Loan cancellations and write-offs	-	-	60,935	-	-	-	-	-
Adjustment to allowance for bad debts	-	-	48,482	-	-	-	-	-
Administration and collection costs	-	-	28,972	-	-	-	-	-
Expended for plant facilities (including non-capitalized expenditures of \$25,517)	-	-	-	-	1,835,219	-	-	-
Retirement of indebtedness	-	-	-	-	-	-	3,399,334	-
Interest on indebtedness	-	-	-	-	-	-	1,360,277	-
Increase in lease obligations	-	-	-	-	-	-	-	2,503,875
Deletions and disposals	-	-	-	-	-	-	-	3,019,394
New indebtedness under master lease	-	-	-	-	-	-	-	600,000
Other deductions	-	45,518	9,898	-	576	2,724	5,318	45,709
Total expenditures and other deductions	\$ 79,771,470	\$ 11,792,006	\$ 148,287	\$ -	\$ 1,835,795	\$ 2,724	\$ 4,764,929	\$ 6,168,978

Continued

MURRAY STATE UNIVERSITY  
STATEMENT OF CHANGES IN FUND BALANCES (cont.)  
For the Year Ended June 30, 1998

	Current Funds			Endowment Funds	Plant Funds			
	Unrestricted	Restricted	Loan Funds		Unexpended	Renewals and Replacements	Retirement of Indebtedness	Investment In Plant
<b>TRANSFERS AMONG FUNDS:</b>								
Mandatory:								
Bond principal and interest	\$ (4,382,223)	\$ -	\$ -	\$ -	\$ -	\$ -	\$ 4,382,222	\$ -
Perkins match	(2,393)	-	2,393	-	-	-	-	-
Total mandatory transfers	<u>\$ (4,384,616)</u>	<u>\$ -</u>	<u>\$ 2,393</u>	<u>\$ -</u>	<u>\$ -</u>	<u>\$ -</u>	<u>\$ 4,382,222</u>	<u>\$ -</u>
Non-mandatory:								
Transfer from current fund to renewal and replacement fund	\$ (1,225,045)	\$ -	\$ -	\$ -	\$ -	\$ 1,225,045	\$ -	\$ -
Transfer to current fund from renewal and replacement fund	791,902	-	-	-	-	(791,902)	-	-
Transfer from current funds to unexpended plant fund	(559,666)	(661,208)	-	-	1,220,874	-	-	-
Transfer from restricted funds to endowment fund	-	(5,907)	-	5,907	-	-	-	-
Transfer from current funds to retirement of indebtedness fund	(143,468)	-	-	-	-	-	143,468	-
Transfer bonded debt from unexpended plant fund to investment in plant	-	-	-	-	134,714	-	-	(134,714)
Total non-mandatory transfers	<u>\$ (1,136,277)</u>	<u>\$ (667,115)</u>	<u>\$ -</u>	<u>\$ 5,907</u>	<u>\$ 1,355,588</u>	<u>\$ 433,143</u>	<u>\$ 143,468</u>	<u>\$ (134,714)</u>
Net increase (decrease) for the year	<u>\$ 1,707,840</u>	<u>\$ (612,749)</u>	<u>\$ 43,138</u>	<u>\$ 1,309,227</u>	<u>\$ 615,713</u>	<u>\$ 575,212</u>	<u>\$ 70,018</u>	<u>\$ 32,784,550</u>
Fund balance at beginning of year	<u>\$ 9,718,118</u>	<u>\$ 2,009,284</u>	<u>\$ 4,607,307</u>	<u>\$ 11,945,003</u>	<u>\$ 1,873,069</u>	<u>\$ 3,963,196</u>	<u>\$ 4,302,947</u>	<u>\$ 133,861,602</u>
Fund balance at end of year	<u>\$ 11,425,958</u>	<u>\$ 1,396,535</u>	<u>\$ 4,650,445</u>	<u>\$ 13,254,230</u>	<u>\$ 2,488,782</u>	<u>\$ 4,538,408</u>	<u>\$ 4,372,965</u>	<u>\$ 166,646,152</u>

See notes to financial statements.

**MURRAY STATE UNIVERSITY**  
**STATEMENT OF CURRENT FUNDS REVENUES, EXPENDITURES, AND OTHER CHANGES**  
For the Year Ended June 30, 1998  
With Comparative Figures for the Year Ended June 30, 1997

	1998			1997
	Unrestricted	Restricted	Total	
<b>REVENUES:</b>				
Educational and general:				
Tuition and fees	\$ 23,771,005	\$ -	\$ 23,771,005	\$ 22,926,971
State appropriations	43,292,924	-	43,292,924	41,800,200
Grants and contracts	-	11,673,420	11,673,420	11,651,945
Indirect and administrative cost recoveries	302,874	-	302,874	283,534
Sales and services of educational departments	2,506,844	-	2,506,844	2,621,124
Other sources	3,830,351	-	3,830,351	3,360,030
Total educational and general	\$ 73,703,998	\$ 11,673,420	\$ 85,377,418	\$ 82,643,804
Auxiliary enterprises	\$ 13,296,205	\$ 45,172	\$ 13,341,377	\$ 13,225,412
Total revenues	\$ 87,000,203	\$ 11,718,592	\$ 98,718,795	\$ 95,869,216
<b>EXPENDITURES AND MANDATORY TRANSFERS:</b>				
Educational and general:				
Instruction	\$ 31,124,389	\$ 2,276,065	\$ 33,400,454	\$ 31,909,712
Research	843,143	1,159,394	2,002,537	1,467,370
Public service	3,220,294	726,457	3,946,751	3,790,172
Libraries	2,373,275	62,721	2,435,996	2,432,911
Academic support	3,364,040	730,756	4,094,796	4,186,329
Student services	6,164,131	481,931	6,646,062	6,306,610
Institutional support	7,276,351	85,493	7,361,844	7,283,910
Operation and maintenance of plant	7,756,152	10,648	7,766,800	8,557,707
Student financial aid	5,495,184	6,139,955	11,635,139	11,700,311
Total educational and general expenditures	\$ 67,616,959	\$ 11,673,420	\$ 79,290,379	\$ 77,635,032
Mandatory transfers for:				
Bond principal and interest	\$ 3,750,728	\$ -	\$ 3,750,728	\$ 3,755,791
Loan fund matching grant	2,393	-	2,393	693
Total mandatory transfers	\$ 3,753,121	\$ -	\$ 3,753,121	\$ 3,756,484
Total educational and general	\$ 71,370,080	\$ 11,673,420	\$ 83,043,500	\$ 81,391,516
Auxiliary enterprises:				
Expenditures	\$ 12,154,511	\$ 45,172	\$ 12,199,683	\$ 12,674,806
Mandatory transfers for principal and interest	631,495	-	631,495	594,367
Total auxiliary enterprises	\$ 12,786,006	\$ 45,172	\$ 12,831,178	\$ 13,269,173
Total expenditures and mandatory transfers	\$ 84,156,086	\$ 11,718,592	\$ 95,874,678	\$ 94,660,689

Continued

MURRAY STATE UNIVERSITY  
**STATEMENT OF CURRENT FUNDS REVENUES, EXPENDITURES, AND OTHER CHANGES (cont.)**  
For the Year Ended June 30, 1998  
With Comparative Figures for the Year Ended June 30, 1997

	1998			1997
	Unrestricted	Restricted	Total	
<b>OTHER TRANSFERS AND ADDITIONS</b>				
<b>(DEDUCTIONS):</b>				
Excess of restricted receipts over transfers to revenues	\$ -	\$ 127,780	\$ 127,780	\$ 1,461,584
Refunded to grantors	-	(27,896)	(27,896)	(28,422)
Non-mandatory transfers and other changes:				
Transfer to renewal and replacement fund	(433,143)	-	(433,143)	(2,045,874)
Transfer to unexpended plant funds	(559,666)	(661,208)	(1,220,874)	(992,855)
Transfer to endowment fund	-	(5,907)	(5,907)	(231,114)
Transfer to retirement of indebtedness fund	(143,468)	-	(143,468)	-
Other deductions	-	(45,518)	(45,518)	-
Total other transfers and additions(deductions)	\$ (1,136,277)	\$ (612,749)	\$ (1,749,026)	\$ (1,836,681)
 Net increase (decrease) in fund balance	 \$ 1,707,840	 \$ (612,749)	 \$ 1,095,091	 \$ (628,154)

See notes to financial statements.

**MURRAY STATE UNIVERSITY**  
**NOTES TO FINANCIAL STATEMENTS**  
**YEAR ENDED JUNE 30, 1998**

**Note 1. Summary of Significant Accounting Policies**

**Nature of Entity**

Murray State University (the University) is a state supported institution of higher education located in Murray, Kentucky and is accredited by the Southern Association of Colleges and Schools. The University awards graduate and undergraduate degrees and serves a student population of approximately 8,900. The institution is a component unit of the Commonwealth of Kentucky (the State).

**Basis of Accounting**

The financial statements of the University have been prepared in accordance with the "AICPA Industry Audit Guide Audits of Colleges and Universities". The statement of current funds revenues, expenditures, and other changes is a statement of financial activities of current funds related to the current reporting period. It does not purport to present the results of operations or the net income or loss for the period as would a statement of income or a statement of revenues and expenses.

To the extent that current funds are used to finance plant assets, the amounts so provided are accounted for as (1) expenditures, in the case of normal replacement of movable equipment and library books; (2) mandatory transfers, in the case of required provisions for debt amortization, interest and equipment renewal and replacement; and (3) transfers of a non-mandatory nature for all other cases.

**Fund Accounting**

To ensure observance of limitations and restrictions placed on the use of the resources available to the University, the accounts of the University are maintained in accordance with the principles of "fund accounting". This is the procedure by which resources for various activities are classified for accounting and reporting purposes into funds that are in accordance with activities or objectives specified. Separate accounts are maintained for each fund; however, in the accompanying financial statements, funds that have similar characteristics have been combined and reported as five balanced fund groups: current funds, loan funds, endowment funds, plant funds, and agency funds. Accordingly, all financial transactions have been recorded and reported by fund group. Within each group, fund balances restricted by outside sources are so indicated and are distinguished from unrestricted funds allocated to specific purposes by action of the University's Board of Regents. Externally restricted funds may be utilized only in accordance with the purposes established by the source of such funds and are in contrast with unrestricted funds over which the University retains control to use in achieving its institutional purposes.

Current funds are used primarily to account for the transactions affecting the general operation of the University. These resources are expendable for performing the primary and support objectives of the University. Restricted gifts, grants, appropriations, and other restricted resources are accounted for in the appropriate restricted funds.

Restricted current funds are reported as revenues and expenditures when expended for current operating expenses.

The loan funds group is used to account for loan programs available to students and financed primarily by the Federal government.

Endowment funds are those for which donors or other external agencies have stipulated, under the terms of the instrument creating the fund, that the principal is not expendable. That is, it is to be maintained inviolate and in perpetuity, and is to be invested for the purpose of producing current and future income which may be expended or added to principal.

## **Note 1. Summary of Significant Accounting Policies (cont.)**

Plant fund groups are used to account for the transactions relating to investment in University property. Plant fund subgroups include (1) unexpended plant, (2) renewals and replacements, (3) retirement of indebtedness, and (4) investment in plant. The unexpended plant subgroup consists of funds to be used for the acquisition and/or construction of physical properties for institutional purposes but unexpended at the reporting date. The renewals and replacements subgroup consists of funds to be expended for renewals and replacements of plant fund assets, including some renewals and replacements of a type not ordinarily capitalized in the investment in plant subgroup. The retirement of indebtedness subgroup consists of funds set aside for debt service reserves and charges, and for retirement of indebtedness on institutional properties. The investment in plant subgroup consists of funds expended for and thus invested in institutional properties and the bond indebtedness incurred to finance plant acquisitions and construction. Physical plant and equipment are stated at cost at the date of acquisition or at fair market value at the date of donation for gifts.

Agency funds are used to account for assets held by the University as custodian or fiscal agent for others and used for certain organized activities.

All gains and losses arising from the sale, collection or other disposition of investments and other noncash assets are accounted for in the funds which owned such assets. Ordinary income derived from investments, receivables, and the like is accounted for in the fund owning such assets, except for income derived from investments of endowment funds, which income is accounted for in the fund to which it is restricted.

### **Cash and Cash Equivalents**

The University's policy is to treat cash in local checking accounts and cash held by Frankfort as cash and cash equivalents.

### **Investments**

Effective July 1, 1997, the University adopted the provisions of Government Accounting Standards Board (GASB) Statement No. 31 "Accounting and Financial Reporting for Certain Investments and External Investment Pools." GASB No. 31 requires, among other things, that equity securities with readily determinable fair values and debt securities be reported at fair value. The impact of adopting GASB No. 31 on the 1998 financial statements was not material.

### **Inventories**

Inventories are stated at the lower of cost, (first-in, first-out method) or market.

### **Assets Held by Murray State University Foundation**

Assets held by the Murray State University Foundation (the "Foundation") represent resources neither in the possession nor the control of the University, but are held and administered by the Foundation. The Foundation is governed by an independent board. The University recognizes gifts and donations made to the Foundation for the exclusive use and benefit of the University as assets and revenues of the University. The University recognizes the assets held by the Foundation at the estimated fair value of the assets or the present value of the future cash flows when the University is notified of the existence of the gift or the endowment.

### **Pledges receivable**

The University's policy is to recognize pledges as revenue when the cash is received.

**Note 1. Summary of Significant Accounting Policies (cont.)**

**Deferred revenue**

Revenues of summer school academic terms are reported in the fiscal year in which the programs predominantly fall. Therefore, deferred tuition revenue is recorded for terms which have not begun at fiscal year end.

**Use of estimates**

The preparation of financial statements in conformity with generally accepted accounting principles requires management to use estimates and assumptions. The accompanying financial statements include estimates for items such as allowances for doubtful accounts and loans receivable, self insurance liabilities and other accrued liabilities. Actual results could differ from those estimates.

**Reclassifications**

Certain reclassifications have been made to the 1997 amounts to conform to the 1998 presentation.

**Note 2. Deposits and Investments**

The University currently uses commercial banks and the Commonwealth of Kentucky as depositories. Deposits with commercial banks are covered by Federal depository insurance or collateral held by the banks in the University's name. At the State level, the University's accounts are pooled with other agencies of the State. These State pooled deposits are substantially covered by Federal depository insurance or by collateral held by the bank in the State's name. The investments of the University not held in the State investment pool are insured or registered, or are held by the University or by an agent in the University's name.

Below is a summary of the investments:

	June 30, 1998		June 30, 1997	
	Cost	Fair Value	Cost	Fair Value
U. S. government securities	\$ 5,311,499	\$ 5,311,027	\$ 5,269,768	\$ 5,266,319
Certificates of deposit	795,000	795,000	755,000	755,000
Total	\$ 6,106,499	\$ 6,106,027	\$ 6,024,768	\$ 6,021,319

**Note 3. Inventories**

Inventories at June 30 consisted of :

	1998	1997
Current unrestricted funds-		
Inventories:		
University bookstore	\$ 908,446	\$ 1,001,795
Physical plant	295,948	303,614
Food and food service supplies	92,765	91,110
Central stores - supplies	12,681	32,161
Subtotal	\$ 1,309,840	\$ 1,428,680
Endowment fund-		
Inventories:		
Folke Tegetthoff - books	\$ 144	\$ 144
Total	\$ 1,309,984	\$ 1,428,824

**Note 4. Accounts and Loans Receivable**

A summary of accounts and loans receivable at June 30 follows:

	1998	1997
Current unrestricted funds -		
Accounts receivable:		
Student	\$ 1,104,876	\$ 1,076,753
Employee:		
Travel advances	18,619	7,012
Computer loans	34,898	33,888
Outside sales	615,476	537,093
State agencies	251,069	10,362
Allowance for doubtful accounts	(424,697)	(387,527)
Subtotal	\$ 1,600,241	\$ 1,277,581
Current restricted funds -		
Accounts receivable:		
Grants and contracts	\$ 1,160,913	\$ 987,457
Loan funds -		
Advances to students	\$ 4,452,783	\$ 4,440,939
Allowance for doubtful accounts	(228,107)	(247,329)
Subtotal	\$ 4,224,676	\$ 4,193,610
Total	\$ 6,985,830	\$ 6,458,648

**Note 5. Assets Held by MSU Foundation**

Assets held by the Murray State University Foundation are invested primarily in an investment pool managed by the Foundation and are carried at fair market value. The assets in the pool are invested as follows: securities of the U.S. government and its agencies, 48%; marketable equity securities, 43%; certificates of deposit, 5%; and other 4%.

**Note 6. Property, Plant, and Equipment**

A summary of property, plant, and equipment at June 30 follows:

	1998	1997
Land	\$ 2,677,739	\$ 2,677,739
Buildings	119,557,990	93,370,577
Improvements other than buildings	8,919,432	8,721,047
Equipment	26,444,190	25,671,066
Library holdings	19,198,282	18,132,680
Construction in progress	14,305,094	13,290,689
Total	\$ 191,102,727	\$ 161,863,798

During the year ended June 30, 1998, the University capitalized interest cost of approximately \$350,000.

**Note 7. Employee Benefits****A. Kentucky Teachers Retirement System:**

All faculty and exempt employees required to hold a degree and occupying full-time positions, defined as seven-tenths (7/10) of normal full-time service on a daily or weekly basis are required by state law to participate in the Kentucky Teachers Retirement System (KTRS) or an optional retirement plan. KTRS, a cost sharing, multiple-employer, public employee retirement system, provides retirement benefits based

## **Note 7. Employee Benefits**

on an employee's final average salary and number of years service. Benefits are subject to certain reductions if the employee retires before reaching age sixty, unless the employee has twenty-seven or more years of participation in the plan. The plan also provides for disability, death and survivor benefits and medical insurance.

The Kentucky Teachers Retirement System issues a publicly available financial report that includes financial statements and required supplementary information. That report may be obtained by writing to Kentucky Teachers Retirement System, 479 Versailles Road, Frankfort, Kentucky 40601-3868 or by calling (502)573-5120.

Funding for the plan is provided from eligible employees who contribute 6.16% of their salary through payroll deductions and the Commonwealth of Kentucky, which also indirectly contributes 13.84% of current eligible employees salaries to the KTRS through appropriations to the University. Contribution requirements of the plan members and the University are established by Kentucky Revised Statute and the KTRS Board of Trustees. The University's contributions of KTRS for the fiscal years ending June 30, 1998, 1997, 1996 and 1995 were \$3,428,144, \$3,454,623, \$3,403,658, and \$3,223,192, respectively, equal to the required contributions for each year.

### **B. Kentucky Employee Retirement System:**

Substantially all other full-time University employees are required by law to participate in the Kentucky Employee Retirement System (KERS), a cost sharing multiple-employer, public employee retirement system. KERS provides retirement benefits based on an employee's final average salary and number of years of service. Benefits are subject to certain reductions if the employee retires before reaching age sixty-five or has less than twenty-seven years of service. The plan also provides for disability, death and survivor benefits and medical insurance.

The Kentucky Employee Retirement System issues a publicly available financial report that includes financial statements and required supplementary information. That report may be obtained by writing to Kentucky Employees Retirement System, 1260 Louisville Road, Perimeter Park West, Frankfort, Kentucky 40601 or by calling (502)564-4646.

Funding for the plan is provided from eligible employees who contribute 5.00% of their salary through payroll deductions and the Commonwealth of Kentucky, which also indirectly contributes 7.65% of current eligible employees salaries to the KERS through appropriations to the University. University contribution rates are determined by the Kentucky Revised Statute and the Board of Trustees of the Kentucky Retirement Systems each biennium. The University's contributions to KERS for the years ending June 30, 1998, 1997, 1996, and 1995 were \$882,611, \$853,354, \$804,525, and \$772,003, respectively, equal to the required contributions for each year.

### **C. University Self-Insurance Program:**

The University maintains a self-insurance program for employees health and accident insurance. The University pays substantially all expenses of the plan for permanent full-time employees and their families. Expenses incurred to cover claims paid by the University under the plan for year ending June 30, 1998 totaled \$3,660,141, excluding administrative and stop-loss fees.

## **Note 8. Notes Payable**

During 1997, the University borrowed \$400,000 from the Commonwealth of Kentucky Capital Construction and Equipment Purchase Contingency Account to fund a portion of the Regional Special Events Center. The note bears an effective rate of interest of 6.7% and the University is required to make annual equal payments of principal and interest through June, 2002.

During fiscal year ended June 30, 1998 the University entered into a Master Lease agreement with People's First Bank and Trust of Calloway County to finance \$1,500,000 of expenditures for the campus networking project. Each draw on the agreement is treated as a separate note, each note carrying a term of seven years, all due on February, 2004. The University is required to make monthly payments of principal and interest. The University utilized \$600,000 of this financing during the current fiscal year, with effective interest rate of 4.23%

**Note 8. Notes Payable (cont.)**

A schedule of the mandatory principal payments for the next five fiscal years and thereafter is presented below:

<u>June 30</u>	<u>Principal</u>
1999	\$ 164,720
2000	173,595
2001	182,738
2002	192,013
2003	106,475
Thereafter	73,568
<b>Total</b>	<b>\$ 893,109</b>

**Note 9. Bonds Payable**

Bonds payable at June 30, 1998, consist of the following:

	<u>Outstanding</u>
Consolidated Educational Building Revenue Bonds, issued 1971 to 1993, with maturities to 2012, interest rates 3.0% to 7.25%	\$ 17,005,000
Consolidated Housing and Dining System Revenue Bonds, issued 1965 to 1997, with maturities to 2017, interest rates 2.88% to 5.4%	5,007,000
<b>Total</b>	<b>\$ 22,012,000</b>

Revenues from student housing and dining facilities, certain other auxiliary enterprises and student fees are pledged for the retirement of the bonds. All bonds are collateralized by land and buildings.

A schedule of the mandatory principal payments for the next five fiscal years and thereafter is presented below:

<u>Year Ending June 30</u>	<u>Consolidated Education Building Revenue Bonds</u>	<u>Consolidated Housing and Dining System Revenue Bonds</u>	<u>Total</u>
1999	\$ 2,650,000	\$ 570,000	\$ 3,220,000
2000	1,935,000	585,000	2,520,000
2001	1,300,000	610,000	1,910,000
2002	1,365,000	625,000	1,990,000
2003	1,430,000	625,000	2,055,000
Thereafter	8,325,000	1,992,000	10,317,000
<b>Total</b>	<b>\$ 17,005,000</b>	<b>\$ 5,007,000</b>	<b>\$ 22,012,000</b>

The required minimum reserves of \$3,543,480 and \$720,154 for the Consolidated Educational Sinking Fund and the Housing and Dining Sinking Fund, respectively, are on deposit with the trustee and are included in the "Cash" and "Investments" amounts in Plant Funds in the accompanying balance sheet.

The University had recorded long term debt obligations to the Commonwealth of Kentucky related to financing life safety improvements to buildings. These assets were originally funded with proceeds of bonds issued by the Commonwealth who subsequently leased the assets to the University.

#### Note 9. Bonds Payable (cont.)

Effective June 30, 1998, the Finance and Administration Cabinet of the Commonwealth of Kentucky changed the manner in which it accounts for capital project financing and related debt service. By taking this action all of its capital lease agreements with the University were canceled. Accordingly, the University removed from its balance sheet long-term debt obligations payable to the Commonwealth of Kentucky totaling \$4,120,267 at June 30, 1998.

#### Note 10. Capitalized Lease Obligations

The University leases certain equipment and facilities, including The Crisp Center, under capital lease agreements. Remaining minimum annual lease payments pursuant to these leases are as follows:

Year Ending June 30	Principal
1999	\$ 241,287
2000	279,152
2001	265,444
2002	191,216
2003	179,914
Thereafter	2,690,076
	<u>3,847,089</u>
Less amount representing interest	<u>(1,352,234)</u>
Present value of capital lease obligations	\$ <u>2,494,855</u>

#### Note 11. Contingencies

The University has been named as defendant in several lawsuits. It is the opinion of management and its legal counsel, based in part on the doctrine of sovereign immunity and other statutory provisions, that the ultimate outcome of litigation will not have a material effect on the future operations or financial position of the University.

On September 18, 1998, a fire damaged one of the University's student housing units and one student resident was fatally injured. University management is in the process of investigating the incident. Management is unable to determine at this time what impact, if any, the incident will have on the University's financial position.

#### Note 12. Murray State University Foundation, Inc.

Murray State University Foundation, Inc. (the Foundation) is a Kentucky not-for-profit corporation formed to receive and invest funds for the enhancement and improvement of the University. The Foundation also operates the Francis E. Miller Golf Course as a separate enterprise, and manages certain endowments and investments on behalf of the University.

The Foundation has a Board of Trustees separate from that of the University; however, the President and certain other officers of the University are also officers of the Foundation.

The University provides office space and pays certain operating expenses of the Foundation in exchange for investment management services provided by the Foundation. The Foundation prepares and issues its own financial statements.

#### Note 13. National Scouting Museum

The National Scouting Museum of the Boy Scouts of America, Inc. (the Museum) operates a museum on the campus of the University. Under an agreement that expires on September 30, 2030, the University provides a building on the University's campus to house the Museum at no cost to the Museum and provides \$85,000 of direct support to the Museum annually. The University also provides office space and certain administrative services to the Museum at no charge.

**[THIS PAGE LEFT INTENTIONALLY BLANK]**

**APPENDIX E**

**Murray State University  
Housing and Dining System  
Revenue Bonds, Series N**

---

**Form of Bond Counsel Opinion**

***This Page Intentionally Left Blank***

[Form of Opinion of Peck, Shaffer & Williams LLP]

Date of Delivery

Murray State University  
Murray, Kentucky

Re: \$6,370,000 Murray State University Housing and Dining System Revenue Bonds, Series N,  
dated April 1, 1999

We have acted as bond counsel in connection with the issuance by the Board of Regents of Murray State University, a public body corporate and educational institution and agency of the Commonwealth of Kentucky (the "Issuer") of \$6,370,000 Murray State University Housing and Dining System Revenue Bonds, Series N, dated April 1, 1999 (the "Bonds") pursuant to Sections 162.340 to 162.380, inclusive, of the Kentucky Revised Statutes, as amended (the "Act") and a Trust Indenture dated as of September 1, 1965 (the "Indenture"), as heretofore supplemented and as further supplemented by a Fourth Supplemental Trust Indenture, dated as of April 1, 1999 (the "Series N Supplemental Indenture"), between the Issuer and Chase Manhattan Trust Company, National Association, Louisville, Kentucky, as trustee. We have examined the law and the transcript of proceedings pursuant to which the Bonds have been authorized and issued, and such other matters as we deem necessary to render this opinion.

As to questions of fact material to our opinion, we have relied upon representations of the Issuer contained in the Indenture and the Series N Supplemental Indenture, and in the transcript of proceedings and other certifications of public officials furnished to us, without undertaking to verify the same by independent investigation.

Based on our examination, we are of the opinion, as of the date hereof and under existing law, as follows:

1. The Issuer is a duly created and validly existing public body corporate and educational institution and agency of the Commonwealth of Kentucky, with full power to execute and deliver the Indenture and the Series N Supplemental Indenture, perform the agreements on its part contained therein and issue the Bonds.
2. The Indenture and the Series N Supplemental Indenture have been duly adopted by the Issuer and constitute valid and binding obligations of the Issuer enforceable upon the Issuer.
3. The Bonds have been duly authorized, executed and delivered by the Issuer and constitute valid and binding special obligations of the Issuer payable solely from the sources provided therefor in the Indenture and the Series N Supplemental Indenture.
4. The Bonds and any additional parity bonds heretofore and hereafter issued and outstanding under the terms of the Indenture are and will be payable from and constitute a paramount charge upon the defined Revenues (gross amount of rentals and other user fees and charges for use and occupancy of the student housing and dining facilities) derived by the Issuer from the operation of its Housing and Dining System, which consists of all the housing and dining facilities of the Issuer now in existence and hereafter acquired. As further security for the Bonds and any parity bonds heretofore or hereafter issued pursuant to the Indenture, there is created and granted by Sections 162.200 and 162.350 of the Kentucky Revised Statutes, as amended, a statutory mortgage lien upon the Housing and Dining System of the Issuer.

5. Under the laws, regulations, rulings and judicial decisions in effect as of the date hereof, interest, including original issue discount, on the Bonds is excludible from gross income for Federal income tax purposes, pursuant to the Internal Revenue Code of 1986, as amended (the "Code"). Furthermore, interest on the Bonds will not be treated as a specific item of tax preference, under Section 57(a)(5) of the Code, in computing the alternative minimum tax for individuals and corporations. In rendering the opinions in this paragraph, we have assumed continuing compliance with certain covenants designed to meet the requirements of Section 103 of the Code. We express no other opinion as to the federal tax consequences of purchasing, holding or disposing of the Bonds.

6. Interest on the Bonds is exempt from income taxation and the Bonds are exempt from ad valorem taxation by the Commonwealth and any of its political subdivisions.

7. The Issuer has designated the Bonds as "qualified tax-exempt obligations" pursuant to Section 265 of the Code.

It is to be understood that the rights of the owners of the Bonds and the enforceability of the Bonds, the Indenture and the Series N Supplemental Indenture may be subject to bankruptcy, insolvency, reorganization, moratorium and other laws in effect from time to time affecting creditors' rights, and to the exercise of judicial discretion in accordance with general equitable principles.

Very truly yours,

**APPENDIX F**

**Murray State University  
Housing and Dining System  
Revenue Bonds, Series N**

---

**Specimen: Financial Guaranty Insurance Policy**

**[THIS PAGE LEFT INTENTIONALLY BLANK]**



## FINANCIAL GUARANTY INSURANCE POLICY

MBIA Insurance Corporation  
Armonk, New York 10504

Policy No. [NUMBER]

MBIA Insurance Corporation (the "Insurer"), in consideration of the payment of the premium and subject to the terms of this policy, hereby unconditionally and irrevocably guarantees to any owner, as hereinafter defined, of the following described obligations, the full and complete payment required to be made by or on behalf of the Issuer to [PAYING AGENT/TRUSTEE] or its successor (the "Paying Agent") of an amount equal to (i) the principal of (either at the stated maturity or by any advancement of maturity pursuant to a mandatory sinking fund payment) and interest on, the Obligations (as that term is defined below) as such payments shall become due but shall not be so paid (except that in the event of any acceleration of the due date of such principal by reason of mandatory or optional redemption or acceleration resulting from default or otherwise, other than any advancement of maturity pursuant to a mandatory sinking fund payment, the payments guaranteed hereby shall be made in such amounts and at such times as such payments of principal would have been due had there not been any such acceleration); and (ii) the reimbursement of any such payment which is subsequently recovered from any owner pursuant to a final judgment by a court of competent jurisdiction that such payment constitutes an avoidable preference to such owner within the meaning of any applicable bankruptcy law. The amounts referred to in clauses (i) and (ii) of the preceding sentence shall be referred to herein collectively as the "Insured Amounts." "Obligations" shall mean:

[PAR]  
[LEGAL NAME OF ISSUE]

Upon receipt of telephonic or telegraphic notice, such notice subsequently confirmed in writing by registered or certified mail, or upon receipt of written notice by registered or certified mail, by the Insurer from the Paying Agent or any owner of an Obligation the payment of an Insured Amount for which is then due, that such required payment has not been made, the Insurer on the due date of such payment or within one business day after receipt of notice of such nonpayment, whichever is later, will make a deposit of funds, in an account with State Street Bank and Trust Company, N.A., in New York, New York, or its successor, sufficient for the payment of any such Insured Amounts which are then due. Upon presentment and surrender of such Obligations or presentment of such other proof of ownership of the Obligations, together with any appropriate instruments of assignment to evidence the assignment of the Insured Amounts due on the Obligations as are paid by the Insurer, and appropriate instruments to effect the appointment of the Insurer as agent for such owners of the Obligations in any legal proceeding related to payment of Insured Amounts on the Obligations, such instruments being in a form satisfactory to State Street Bank and Trust Company, N.A., State Street Bank and Trust Company, N.A. shall disburse to such owners, or the Paying Agent payment of the Insured Amounts due on such Obligations, less any amount held by the Paying Agent for the payment of such Insured Amounts and legally available therefor. This policy does not insure against loss of any prepayment premium which may at any time be payable with respect to any Obligation.

As used herein, the term "owner" shall mean the registered owner of any Obligation as indicated in the books maintained by the Paying Agent, the Issuer, or any designee of the Issuer for such purpose. The term owner shall not include the Issuer or any party whose agreement with the Issuer constitutes the underlying security for the Obligations.

Any service of process on the Insurer may be made to the Insurer at its offices located at 113 King Street, Armonk, New York 10504 and such service of process shall be valid and binding.

This policy is non-cancellable for any reason. The premium on this policy is not refundable for any reason including the payment prior to maturity of the Obligations.

IN WITNESS WHEREOF, the Insurer has caused this policy to be executed in facsimile on its behalf by its duly authorized officers, this [DAY] day of [MONTH, YEAR].

MBIA Insurance Corporation

\_\_\_\_\_  
President

Attest:

\_\_\_\_\_  
Assistant Secretary

SPECIMEN

RESOLUTION OF OFFICIAL INTENT OF THE BOARD OF REGENTS OF  
THE MURRAY STATE UNIVERSITY TO FINANCE THE ACQUISITION,  
CONSTRUCTION, INSTALLATION, RENOVATION AND EQUIPPING OF  
BUILDING PROJECTS FROM PROCEEDS OF A PROPOSED ISSUE OF  
REVENUE BONDS

WHEREAS, Treasury Regulations § 1.150-2 (the "Reimbursement Regulations"), issued pursuant to §150 of the Internal Revenue Code of 1986, as amended, (the "Code") prescribes certain requirements by which proceeds of tax-exempt bonds, notes, certificates or other obligations included in the meaning of "bonds" under §150 of the Code ("Obligations") used to reimburse advances made for Capital Expenditures (as hereinafter defined) paid before the issuance of such Obligations may be deemed "spent" for purposes of §§ 103 and 141 to 150 of the Code therefore, not further subject to any other requirements or restrictions under those sections of the Code; and

WHEREAS, such Reimbursement Regulations require that the University (as hereinafter defined) make a Declaration of Official Intent (as hereinafter defined) to reimburse any Capital Expenditure paid prior to the issuance of the Obligations intended to fund such Capital Expenditure and require that such Declaration of Official Intent be made no later than sixty (60) days after payment of the Capital Expenditure and further require that the Allocation (as hereinafter defined) of the proceeds of such Obligations to reimburse such Capital Expenditures paid on the date the property acquired with the Capital Expenditure was placed in service, except that any such Allocation must be made no later than three years after such Capital Expenditure was paid; and

WHEREAS, Murray State University (the "University") wishes to ensure compliance with the Reimbursement Regulations;

NOW, THEREFORE, be it resolved as follows by the Board of Regents of Murray State University as follows:

SECTION 1. Definitions. The following definitions apply to the terms used herein:

"Allocation" means written evidence that proceeds of the Obligations issued subsequent to the payment of a Capital Expenditure are to effect the reimbursement of the University for such payments.

"Capital Expenditures" means any expense for an item that is properly depreciable or amortizable or is otherwise treated as a capital expenditure for purposes of the Code, as well as costs of issuing Reimbursement Bonds.

"Declaration of Official Intent" means a written declaration that the University intends to fund a Capital Expenditure with an issue of Reimbursement Bonds and reasonably expects to be reimbursed from the proceeds of such an issue.

"Reimbursement" means the restoration to the University of money temporarily advanced from other funds of the University to pay for Capital Expenditures before the issuance of Obligations intended to fund such Capital Expenditures. "To reimburse" means to make such a restoration.

"Reimbursement Bonds" means Obligations that are issued to reimburse the University for Capital Expenditures previously paid by or for the University.

"*Reimbursement Regulations*" means Treasury Regulations §1.150-2 and any amendments thereto or superseding regulation, whether in proposed, temporary or final form, as applicable, prescribing conditions under which the proceeds of Obligations when allocated or applied to a reimbursement will be treated as "spent" for purposes of §§103 and 141 to 150 of the Code.

"*University*" means Murray State University.

**SECTION 2. Declaration of Official Intent.**

(a) The University declares that it reasonably expects that the Capital Expenditures described in Section (b), which will be paid prior to the issuance of any Obligations intended to fund such Capital Expenditures, will be reimbursed with the proceeds of Obligations, representing a borrowing by the University in the maximum principal amount for such reimbursements, funding of a debt service reserve and payment of costs of issuance of approximately \$11,000,000; and

(b) The Capital Expenditures to be reimbursed are to be used for (i) renovations to the Carr Health Building and the Business Building and (ii) the construction, installation and equipping of additions to the College of Education.

**SECTION 3. Reasonable Expectations.** The University does not expect any other funds (including the money advanced to make the Capital Expenditures that are to be reimbursed), to be reserved, allocated on a long-term basis, or otherwise set aside by the University or any other entity affiliated with the University, with respect to the Capital Expenditures described in 2(b).

**SECTION 4. Effective Date.** This Resolution shall be effective from and after its date of adoption.

Adopted at a duly convened meeting of the Board of Regents of Murray State University on the 18th day of June, 1999.

MURRAY STATE UNIVERSITY

Attest:

By: \_\_\_\_\_  
Chairman, Board of Regents

By: \_\_\_\_\_  
Secretary

## CERTIFICATE

I, the undersigned Secretary of the Board of Regents of Murray State University, certify that the foregoing is a true and correct copy of a Resolution passed at a duly convened meeting of the Board of Regents of Murray State University held on the 18th day of June, 1999, at which a quorum was present, and that said Resolution has not been amended, modified, revoked or repealed and is now in full force and effect, all as appears from the official records of the Board of Regents of Murray State University in my custody and under my control.

Witness my hand as Secretary of the Board of Regents of Murray State University this  
\_\_\_\_\_ day of June, 1999.

\_\_\_\_\_  
Secretary

**1999-2000****REGENTS'  
BUDGET**

AREA	PAGE #
<b>SCHEDULES</b>	
Revenue Schedule .....	REV1
Area Schedule .....	ARA1
Program Code Summary .....	PCS1
<b>PRESIDENT</b>	
President's Office .....	2
Institutional Planning .....	3
Legal Services .....	4
Office of Equal Opportunity .....	5
Athletics .....	9
<b>ACADEMIC AFFAIRS</b>	
Provost/VP Academic Affairs .....	54
Business & Public Affairs .....	89
Education .....	106
Fine Arts & Communication .....	126
Humanistic Studies .....	144
Industry & Technology .....	162
Breathitt Veterinary Center .....	187
Science .....	199
Library .....	212
Center for Continuing Education .....	218
<b>STUDENT AFFAIRS</b>	
Student Affairs .....	233
Auxiliary Services .....	358
<b>ADMINISTRATIVE SERVICES</b>	
Administrative Services - VP .....	261
Facilities Management .....	282
Information Systems .....	302
Fringes & Compensation .....	309
Financial Aid .....	322
Transfers .....	338
Parking (Auxiliary) .....	391
<b>INSTITUTIONAL ADVANCEMENT</b>	
Institutional Advancement .....	344
Marketing & Public Relations .....	350
<b>INDEXES</b>	
Numeric .....	NIX 1
Alpha .....	AIX 1
Personnel .....	PIX 1
<b>TELECOMMUNICATION SYST MGT</b>	
Restricted Funds .....	1

## FY 99-00 REGENTS' BUDGET

## REVENUE SUMMARY

	FY 98-99 Budget	Adjustment	FY 99-00 Budget
TOTAL APPROPRIATIONS	45,694,300	(670,200)	45,024,100
TUITION	22,740,915	1,455,397	24,196,312
FEES			
Activity Fee	1,867,303	0	1,867,303
Technology Fee	520,000	0	520,000
Course fees	795,509	122,213	917,722
Miscellaneous Fees	197,495	3,948	201,443
TOTAL - TUITION & FEES	26,121,222	1,581,558	27,702,780
INDIRECT COSTS	95,000	0	95,000
SALES & SERVICES	1,286,034	(83,027)	1,203,007
OTHER SOURCES	2,457,454	118,637	2,576,091
TOTAL - EDUCATION AND GENERAL	75,654,010	946,968	76,600,978
AUXILIARIES			
Food Services	4,463,275	138,918	4,602,193
Curris Center	190,000	(15,440)	174,560
Residence Halls	5,570,010	(88,820)	5,481,190
Bookstore	3,375,000	125,000	3,500,000
H & D Interest	35,000	0	35,000
Racer Card Administration	67,266	6,429	73,695
Parking	400,105	(504)	399,601
Vending	92,600	(10,000)	82,600
TOTAL - AUXILIARIES	14,193,256	155,583	14,348,839
GRAND TOTAL - REVENUE BUDGET	89,847,266	1,102,551	90,949,817

	Income Account	Expenditure Account	FY 98-99 Budget	Adjustment	FY 99-00 Budget
STATE APPROPRIATIONS					
Operations - General	1-11250-0220		\$38,992,800	\$1,867,400	\$40,860,200
Operations - BVC	1-11250-0220		2,269,400	63,500	2,332,900
O&M - Woods Hall	1-11250-0220		148,700	(148,700)	0
O&M - Paducah Post Secondary Education Center	1-11250-0220		455,700	(455,700)	0
Operations - Paducah Post Sec. Educ. Ctr - Instruction	1-11250-0220		50,000	(50,000)	0
Operations - Engineering Institute	1-11250-0220		100,000	(100,000)	0
Operations - KATE	1-11250-0220		285,000	0	285,000
General Appropriation before Debt Service			42,301,600	1,176,500	43,478,100
Debt Service	1-11250-0220		3,392,700	(1,846,700)	1,546,000
TOTAL - APPROPRIATION			45,694,300	(670,200)	45,024,100
TUITION					
Fall Tuition	1-11000-0110		10,542,204	647,958	11,190,162
Spring Tuition	1-11001-0110		10,026,634	616,231	10,642,865
Summer I Tuition	1-11002-0110		1,469,280	129,256	1,598,536
Summer II Tuition	1-11004-0110		702,797	61,952	764,749
TOTAL - TUITION			22,740,915	1,455,397	24,196,312
FEES					
Activity Fees					
Full-Time	1-11200-0480		1,760,493	0	1,760,493
Part-Time	1-11200-0480		69,277	0	69,277
Summer	1-11200-0481		37,533	0	37,533
Subtotal - Activity Fee			1,867,303	0	1,867,303
Technology Fee - Revenues					
Office Systems - Computer Lab	1-11201-0170	2-11114	10,000	0	10,000
English Computer Lab	1-11201-0170	2-11519	10,000	0	10,000
Touch Tone Registration	1-11201-0170	2-15090	9,108	0	9,108
Administrative Computing	1-11201-0170	2-16034	24,000	0	24,000
Academic Computing	1-11201-0170	2-16052	46,500	0	46,500
Student Technology Support	1-11201-0170	2-15980	154,100	(43,435)	110,665
Networking Debt Repayment	1-11201-0170	2-19498	266,292	43,435	309,727
Subtotal - Technology Fee			520,000	0	520,000

	Income Account	Expenditure Account	FY 98-99 Budget	Adjustment	FY 99-00 Budget
<b>COURSE FEES</b>					
Provost/Academic Affairs					
Institute for International Studies	1-11514-0464	2-11514	474,616	(474,616)	0
IIS Computer Language Lab	1-11528-0464	2-11528	12,000	(12,000)	0
IIS Special Programs	1-11531-0464	2-11531	41,000	(41,000)	0
Subtotal - Provost/Academic Affairs			527,616	(527,616)	0
Business & Public Affairs					
Office Systems & Business Education	1-11351-0952	2-11114	12,000	6,000	18,000
Subtotal - Business & Public Affairs			12,000	6,000	18,000
Education					
Elem. / Sec. Educ. (Student Teaching Fee)	1-11356-0732	2-11403	6,000	0	6,000
Education Leadership & Counseling	1-11356-0735	2-11405	1,200	0	1,200
HPER (Towel Fee)	1-11356-0733	2-11408	5,000	0	5,000
HPER (Outdoor Fee)	1-11356-0733	2-11408	820	0	820
SCUBA	1-11356-0731	2-11408	12,000	0	12,000
Subtotal - Education			25,020	0	25,020
Fine Arts & Communication					
Music	1-11354-0902	2-11203	27,500	0	27,500
Arts	1-11354-0901	2-11201	37,500	0	37,500
Journalism/Mass Communication	1-11354-0903	2-11202	9,350	0	9,350
Subtotal - Fine Arts & Communication			74,350	0	74,350
Humanistic Studies					
English Language Institute	1-11529-0464	2-11529		588,923	588,923
ELI Computer Language Lab	1-11528-0464	2-11528		12,383	12,383
ELI Special Programs	1-11529-0464	2-11528		41,459	41,459
TESOL	1-11532-0464	2-11532	39,331	1,064	40,395
Foreign Languages Lab	1-11353-0801	2-11518	2,500	0	2,500
Subtotal - Humanistic Studies			41,831	643,829	685,660
Industry & Technology					
Engineering Institute (UK Reimbursement)	1-11620-0490	2-11620	40,000	0	40,000
Family & Consumer Studies	1-11352-0762	2-11402	1,975	0	1,975
Graphic Arts	1-11352-0763	2-11602	1,445	0	1,445
Agriculture	1-11352-0765	2-11301	4,676	0	4,676
Animal Health Technology	1-11352-0771	2-11310	1,050	0	1,050
Equine Science	1-11352-0769	2-11720	4,536	0	4,536
Ag Mechanization	1-11352-0770	2-11106	1,750	0	1,750
Industry & Engr Tech	1-11352-0768	2-11603	7,200	0	7,200
Occupational Safety & Health	1-11352-0767	2-11604	2,550	0	2,550
Subtotal - Industry & Technology			25,182	0	65,182
Science					
Nursing	1-11355-0821	2-11404	4,050	0	4,050
Chemistry	1-11355-0822	2-11304	14,000	0	14,000
Biology	1-11355-0823	2-11303	19,760	0	19,760
Subtotal - Science			37,810	0	37,810
Continuing Education					
Community College	1-11805-0701	2-11915	2,200	0	2,200
Distance Learning/Telecommunication	1-11020-0464	2-11830	4,500	0	4,500
Subtotal - Continuing Education			6,700	0	6,700
Information Systems					
Academic Computing	1-13520-0460	2-16013	5,000	0	5,000
			5,000	0	5,000
<b>TOTAL - COURSE FEES</b>			<b>775,509</b>	<b>122,213</b>	<b>917,722</b>

	Income Account	Expenditure Account	FY 98-99 Budget	Adjustment	FY 99-00 Budget
<b>Miscellaneous Fees</b>					
Other Fees	1-15910-0464	2-15910	59,234	3,948	63,182
Application Fee	1-15910-0482	2-15001	11,151	0	11,151
Department Challenge Exam	1-11350-0464	General Fund	8,000	0	8,000
MSU Payment Program	1-11205-0464	2-16032	69,310	0	69,310
Int'l Student Appl. Fees	1-11300-0464	General Fund	5,000	0	5,000
Int'l Student Orientation Fee	1-15034-0464	2-11514	2,200	0	2,200
Misc Registration Fees					
Late Registration	1-11210-0182	General Fund	19,800	0	19,800
Graduation	1-11210-0185	General Fund	22,800	0	22,800
Subtotal - Miscellaneous Fees			197,495	3,948	201,443
<b>TOTAL - FEES</b>			3,380,307	126,161	3,506,468
<b>TOTAL - TUITION &amp; FEES</b>			26,121,222	1,581,558	27,702,780
<b>INDIRECT COSTS</b>					
Financial Aid Admin Recov	1-16800-0490	General Fund	95,000	0	95,000
<b>TOTAL - INDIRECT COSTS</b>			95,000	0	95,000
<b>SALES &amp; SERVICES</b>					
<b>Fine Arts &amp; Communications</b>					
MSU News	1-13507-0458	2-15009	51,609	0	51,609
WQTV	1-11705-0458	2-11705	36,000	0	36,000
University Theatre	1-14024-0459	2-14024	7,000	0	7,000
Shield	1-13511-0461	2-15007	64,475	0	64,475
Subtotal - Fine Arts & Communications			159,084	0	159,084
<b>Farm Operations</b>					
Farm - Operations	1-14700-0500	2-14700	5,500	(2,500)	3,000
Farm - Swine	1-14740-0500	2-14740	7,000	0	7,000
Farm - Dairy	1-14730-0500	2-14730	156,615	(65,072)	91,543
Farm - Equine Science	1-14720-0500	2-14720	15,296	0	15,296
Farm - Pullen	1-14770-0500	2-14770	1,400	600	2,000
Farm - Sheep	1-14735-0500	2-14735	1,000	(1,000)	0
Subtotal - Farm Operations			186,811	(67,972)	118,839
<b>Miscellaneous</b>					
Archeology Service Center	1-13707-0500	2-13707	6,746	0	6,746
Breathitt Vet Center	1-13510-0500	2-13800	237,000	0	237,000
Clinical Svcs (Spec Ed)	1-13509-0500	2-13700	45,885	(17,555)	28,330
KIIS	1-11521-0464	2-11524	582,708	2,500	585,208
Occupational Safety & Hlth Trng Ctr	1-13621-0500	2-13621	50,000	0	50,000
Child Development Center	1-11616-0464	2-11616	12,800	0	12,800
Waterfield Bus & Gov't Ctr	1-13514-0500	2-13702	5,000	0	5,000
Subtotal - Miscellaneous			940,139	(15,055)	925,084
<b>TOTAL - SALES &amp; SERVICES</b>			1,286,034	(83,027)	1,203,007

	Income Account	Expenditure Account	FY 98-99 Budget	Adjustment	FY 99-00 Budget
<b>OTHER SOURCES</b>					
<b>Athletics</b>					
Athl - Concessions	1-15852-0461	2-15852	80,000	0	80,000
Athl - Marketing & Promotions	1-15859-0458	2-15859	40,706	(40,706)	0
Athl - NCAA Tournament	1-15828-0490	2-15849	145,000	0	145,000
Athl - Programs	1-15853-0458	2-15853	15,000	(15,000)	0
Athl - Programs-Taxable Sales	1-15853-0461	2-15853	5,000	(5,000)	0
Athl - Tickets Football	1-15804-0459	2-15804	85,000	46,795	131,795
Athl - Tickets Mens Basketball	1-15805-0459	2-15805	205,000	136,675	341,675
			575,706	122,764	698,470
<b>Camps</b>					
Camps -Baseball	1-13709-0500	2-13709	4,500	0	4,500
Camps - Golf	1-11925-0464	2-11925	5,706	0	5,706
Camps - Lady Racer BB	1-11923-0464	2-11923	3,046	0	3,046
Camps - Racer BB	1-15856-0464	2-11922	32,148	0	32,148
Camps - Racer Fball	1-11921-0464	2-11921	15,214	0	15,214
Camps - Tennis	1-11920-0464	2-11920	28,650	0	28,650
Camps - Trainer	1-15837-0500	2-15837	1,500	0	1,500
Subtotal - Camps			90,764	0	90,764
<b>Continuing Education</b>					
Community Education	1-11928-0464	2-11928	147,442	3,273	150,715
Conferences & Workshops	1-13004-0500	2-13004	41,149	0	41,149
Subtotal - Continuing Education			188,591	3,273	191,864
<b>Library</b>					
Library Census Microfilm Program	1-14820-0490	2-14820	1,900	(1,900)	0
Library Copy Services	1-14823-0461	2-14823	25,500	0	25,500
Library Fines	1-14100-0450	2-14800	8,000	0	8,000
Library Interlibrary Loan	1-14822-0490	2-14822	1,200	0	1,200
Library Other	1-14100-0490	2-14800	500	0	500
Subtotal - Library			37,100	(1,900)	35,200
<b>Miscellaneous</b>					
Bad Debt Expense Recovery	1-16049-0452	2-16049	4,500	1,500	6,000
Career Services	1-15030-0464	2-15950	3,000	0	3,000
Chemistry Breakage	1-11304-0464	2-11304	1,200	0	1,200
Con Ed Interest	1-11092-0420	2-19902	980,000	0	980,000
Counseling and Testing	1-15010-0464	2-15000	9,070	0	9,070
Festival of Champions	1-11215-0459	2-11215	11,500	0	11,500
Health Services	1-15035-0490	2-15002	500	0	500
Indirect Cost - Academics	1-11840-0490	2-11907	18,554	0	18,554
Intramural Sports	1-15028-0490	2-16962	6,470	0	6,470
Other Sources	1-13500-0490	General Fund	10,000	0	10,000
PO Box Rent	1-16040-0456	2-16011	3,000	0	3,000
PO Contract	1-16011-0490	2-16011	8,000	0	8,000
Quad State	1-11216-0490	2-11216	16,000	0	16,000
Indirect Cost - Student Affairs	1-15140-0490	2-15055	15,000	0	15,000
Rodeo	1-13508-0456	2-11312	12,000	0	12,000
SGA	1-13525-0459	2-15030	3,000	0	3,000
Summer Orientation	1-13506-0490	2-15019	73,110	0	73,110
T & A Interest	1-16010-0420	General Fund	100,000	0	100,000
Telecommunication Commissions	1-16048-0490	2-16048	152,000	(82,000)	70,000
Transcripts	1-15040-0463	General Fund	37,000	0	37,000
Veterans' Affairs	1-15003-0464	2-16961	1,200	0	1,200
West Ky Expo	1-13100-0456	2-13100	71,934	0	71,934
Wickliffe Mounds	1-14040-0460	2-14040	23,555	0	23,555
Wickliffe Mounds Gift Shop	1-14041-0461	2-14041	4,700	0	4,700
Crisp Center Sublease	1-14015-0456			75,000	75,000
Subtotal - Misc Other Sources			1,565,293	(5,500)	1,559,793
<b>TOTAL - OTHER SOURCES</b>			<b>2,457,454</b>	<b>118,637</b>	<b>2,576,091</b>
<b>TOTAL - EDUCATION AND GENERAL</b>			<b>75,654,010</b>	<b>946,968</b>	<b>76,600,978</b>

	Income Account	Expenditure Account	FY 98-99 Budget	Adjustment	FY 99-00 Budget
<b>AUXILIARIES</b>					
<b>Food Services</b>					
Fast Track	3-19114-0460	3-19114	50,000	0	50,000
Hart Hall Deli	3-19115-0460	3-19115	15,000	(15,000)	0
Freshens	3-19121-0460	3-19121	0	15,000	15,000
Sugar Cube	3-19116-0461	3-19116	62,000	0	62,000
Meal Ticket Sales	3-19100-0460	3-19100	3,611,275	138,918	3,750,193
T-Room	3-19111-0460	3-19111	325,000	0	325,000
Stables	3-19113-0460	3-19113	20,000	(20,000)	0
Subway	3-19122-0460	3-19122	0	10,000	10,000
Domino's	3-19123-0460	3-19123	0	10,000	10,000
Curris Center Catering	3-19112-0460	3-19112	265,000	0	265,000
Summer Conferences	3-19100-0460	3-19100	70,000	0	70,000
Misc	3-19100-0460	3-19100	45,000	0	45,000
Subtotal - Food Services			4,463,275	138,918	4,602,193
<b>Curris Center</b>					
Curris Center Fee	3-15010-0194	3-15010	122,000	0	122,000
Room Rentals	3-15010-0456	3-15010	20,000	0	20,000
Bowling Course Fees	3-15022-0701	3-15022	5,000	0	5,000
Video Games	3-15021-0490	3-15021	21,500	(7,720)	13,780
Curris Center Recreation	3-15011-0460	3-15011	21,500	(7,720)	13,780
Subtotal - Curris Center			190,000	(15,440)	174,560
<b>Residence Halls</b>					
College Courts Rent	3-18020-0456	3-18020	621,415	28,000	649,415
College Courts Washer/Dryer	3-18020-0469	3-18020	5,000	0	5,000
Residence Halls Rent	3-18010-0456	3-18010	4,398,140	(124,820)	4,273,320
Guest Rooms	3-18010-0490	3-18010	115,000	5,000	120,000
Damages	3-18010-0465	3-18010	12,000	0	12,000
Washer/Dryer	3-18010-0469	3-18010	50,000	3,000	53,000
Forfeits	3-18010-0467	3-18010	27,000	0	27,000
Bike Locker Rental	3-18041-0456	3-18041	1,500	0	1,500
Residential Halls Student Scholarships	3-18017	3-18017	320,650	0	320,650
Lee Clark Residential College	3-18030-0490	3-18030	1,150	0	1,150
Elizabeth H. Woods Residential College	3-18031-0490	3-18031	1,375	0	1,375
Hollis C. Franklin/Ordra B. Springer Residential College	3-18032-0490	3-18032	2,880	0	2,880
George Hart Residential College	3-18033-0490	3-18033	2,500	0	2,500
Cleo G. Hester Residential College	3-18034-0490	3-18034	1,500	0	1,500
Regents' Residential College	3-18035-0490	3-18035	1,750	0	1,750
RHA	3-18040-0490	3-18040	5,400	0	5,400
James H. Richmond Residential College	3-18036-0490	3-18036	1,000	0	1,000
Robert H. White Residential College	3-18038-0490	3-18038	1,750	0	1,750
Subtotal - Residence Halls			5,570,010	(88,820)	5,481,190

	Income Account	Expenditure Account	FY 98-99 Budget	Adjustment	FY 99-00 Budget
Bookstore	3-17100-0461	3-17100	3,375,000	125,000	3,500,000
Interest					
Food Service	3-19297-0420	3-19100	9,660	0	9,660
Residence Halls	3-18297-0420	3-18010	17,243	0	17,243
Bookstore	3-17297-0420	3-17100	8,097	0	8,097
Subtotal - Interest			35,000	0	35,000
Racer Card Administration	3-14010-0420	3-14010	67,266	6,429	73,695
Parking	3-12020-0451	3-12020	243,106	(443)	242,663
Parking Lot Renovation	3-12020-0451	3-12200	156,999	(61)	156,938
Subtotal - Parking			400,105	(504)	399,601
Vending					
Vending President	3-16100-0466	3-16100	4,700	0	4,700
Vending VPAA	3-16110-0466	3-16110	32,250	0	32,250
Vending VPSA	3-16130-0466	3-16130	6,368	0	6,368
Vending VPIA	3-16140-0466	3-16140	11,282	(11,282)	0
Vending VPAS	3-16150-0466	3-16150	0	11,282	11,282
Vending Univ (General)	3-16105-0466	3-16105	15,000	0	15,000
Vending H & D	3-16131-0466	3-16131	23,000	(10,000)	13,000
Subtotal - Vending			92,600	(10,000)	82,600
TOTAL - AUXILIARIES			14,193,256	155,583	14,348,839
GRAND TOTAL - REVENUE BUDGET			\$89,847,266	\$1,102,551	\$90,949,817

## FY 1999-2000 REGENTS' BUDGET

## EXPENDITURE SUMMARY BY AREA

AREA	FTE			FY 98-99 BUDGET	PERMANENT CHANGES	FY 99-00 BASE	BASE INCR	MERIT INCR	PROMOTION & RECLASS	PRIORITY ITEMS	REQUEST ADJUST	FY 99-00 BUDGET
	FY 98-99	CHANGE	FY 99-00									
EDUCATION & GENERAL												
President	44.66	9.95	54.61	4,367,921	80,726	4,448,647	31,670	29,397		85,920	53,191	4,648,825
Academic Affairs	670.32	-1.70	668.62	42,442,009	192,720	42,634,729	488,117	477,453	51,208	422,830	57,512	44,131,849
Student Affairs	59.10		59.10	5,015,198	15,921	5,031,119	32,234	28,351	3,101	446,259	-3,981	5,537,083
Administrative Services	259.43	2.30	261.73	22,207,235	-754,338	21,452,897	116,770	116,397	2,488	103,727	-1,326,160	20,466,119
Institutional Advancement	48.02	-0.62	47.40	1,621,647	25,896	1,647,543	18,815	18,880		116,211	15,653	1,817,102
SUBTOTAL - EDUCATION & GENERAL	1,081.53	9.93	1,091.46	75,654,010	-439,075	75,214,935	687,606	670,478	56,797	1,174,947	-1,203,785	76,600,978
AUXILIARIES												
Student Affairs	150.00	1.00	151.00	13,716,980	-15,531	13,701,449	41,320	36,760		230	93,247	13,873,006
Other Auxiliaries	4.50		4.50	476,276	176	476,452	1,430	1,430			-3,479	475,833
SUBTOTAL - AUXILIARIES	154.50	1.00	155.50	14,193,256	-15,355	14,177,901	42,750	38,190		230	89,768	14,348,839
GRAND TOTAL - UNRESTRICTED FUNDS	1,236.03	10.93	1,246.96	89,847,266	-454,430	89,392,836	730,356	708,668	56,797	1,175,177	-1,114,017	90,949,817

ACCT NO	ACCT TITLE	FTE			FY 98-99 BUDGET	PERMANENT CHANGES	FY 99-00 BASE	BASE INCR	MERIT INCR	PROMOTION RECLASS	PRIORITY ITEMS	REQUESTED ADJUST.	FY 99-00 BUDGET
		FY 98-99	CHANGE	FY 99-00									
EDUCATION & GENERAL													
President													
PRESIDENT													
216000	Board of Regents	0.00		0.00	8,036		8,036				-70		7,966
216001	President	4.80	0.05	4.85	435,325	333	435,658	5,175	5,175		-3,794	-708	441,506
216925	Inst Planning	2.00		2.00	76,221	798	77,019	1,113	827		-664	-1,348	76,947
216005	Legal Services	2.67	1.00	3.67	168,836	45,275	214,111	3,194	3,194		1,234	11,240	232,973
214014	Office of Equal Opportunity	2.00		2.00	80,957	4,360	85,317	937	937		558	1,456	89,205
216066	Compl - Reasonable Accom	0.00		0.00	5,000		5,000				-44		4,956
216928	Inst Res & Accountability	2.00		2.00	82,810		82,810	640	640		-722	-47	83,321
216050	University Wide Events	0.00		0.00	20,000		20,000				-174		19,826
PRESIDENT		13.47	1.05	14.52	877,185	50,766	927,951	11,059	10,773		-3,676	10,593	956,700
ATHLETICS													
215800	Athletic Director	3.85	2.15	6.00	215,475	99,129	314,604	4,314	5,833			19,686	344,437
215849	Athletic Dir Reserve	0.00		0.00	57,936	6,371	64,307				-16,037	-2,908	45,362
215801	Athletic Media Relations	1.00	1.00	2.00	47,246	16,564	63,810	883	883			842	66,418
215803	Cheerleaders	0.20		0.20	16,120		16,120	98				608	16,826
215015	Rifle Team	0.30		0.30	14,189	55	14,244	168				3,318	17,730
215872	Scholarships - Rifle Team	0.00		0.00	30,720		30,720				1,590		32,310
215804	Football	8.75		8.75	475,096	3,859	478,955	4,716	2,680			-4,355	481,996
215860	Scholarships - Football	0.00		0.00	537,600		537,600				27,800		565,400
215805	Men's Basketball	4.00		4.00	254,722	2,362	257,084	2,602	1,398			324	261,408
215861	Scholarships - Basketball	0.00		0.00	133,120		133,120				6,890		140,010
215806	Baseball	1.75		1.75	94,241	328	94,569	1,100	1,100			6,159	102,928
215862	Scholarships - Baseball	0.00		0.00	85,880		85,880				9,700		95,580
215807	Men's/Women's Track	1.75	1.25	3.00	95,877	30,072	125,949	1,006	1,006			4,901	132,862
215863	Scholarships - Men's Track	0.00		0.00	76,800		76,800				3,970		80,770
215868	Scholarships - Women's Track	0.00		0.00	93,440		93,440				4,830		98,270
215808	Men's Tennis	0.40		0.40	31,396		31,396	386	386			9,178	41,346
215864	Scholarships - Tennis	0.00		0.00	37,120		37,120				1,920		39,040
215809	Men's Golf	0.40		0.40	32,949		32,949	478	478			220	34,125
215865	Scholarships - Men's Golf	0.00		0.00	40,960		40,960				2,120		43,080
215810	Compliance	2.00		2.00	82,193	-49,609	32,584	288	288		30,000	-3,132	60,028
215811	Women's Basketball	1.75	1.25	3.00	127,901	9,776	137,677	946	946			11,489	151,058
215866	Schols-Women's Basketball	0.00		0.00	133,145		133,145				6,865		140,010
215812	Women's Tennis	0.75	0.25	1.00	40,945	5,377	46,322	490	490			2,350	49,652
215869	Schols - Women's Tennis	0.00		0.00	43,520		43,520				2,250		45,770
215814	Volleyball	0.75	1.00	1.75	68,509	121	68,630	470	470			963	86,560
215867	Scholarships - Volleyball	0.00		0.00	87,040		87,040				4,500	16,027	91,540
215813	Women's Golf	1.00		1.00	53,873	100	53,973	582	582			115	58,040
215873	Scholarships - Women's Golf	0.00		0.00	40,960		40,960				2,120		43,080
215818	Women's Rowing	0.00	1.00	1.00	74,000	-1,359	72,641	561	561			-254	73,509
215846	Women's Soccer	0.00	1.00	1.00	10,000	30,000	40,000					13,861	53,861
215890	Other Title IX	0.00		0.00	50,000	-30,000	20,000					-15,000	5,000
215823	Athletic Trainer	1.54		1.54	144,689	2,387	147,076	998	998			68	149,140
215870	Schols - Trainers & Managers	0.00		0.00	16,630		16,630						16,630

ACCT NO	ACCT TITLE	FTE		FY 98-99 BUDGET	PERMANENT CHANGES	FY 99-00 BASE	BASE INCR	MERIT INCR	PROMOTION RECLASS	PRIORITY ITEMS	REQUESTED ADJUST.	FY 99-00 BUDGET
		FY 98-99	CHANGE FY 99-00									
215824	Athl Ticket Office	1.00	1.00	44,680	191	44,871	525	525				
215852	Athletic Concessions	0.00	0.00	22,000		22,000					-112	45,809
215853	Athletic Programs	0.00	0.00	5,000	-5,000	0						22,000
215859	Marketing & Promotions	0.00	0.00	6,000	-6,000	0						
215831	Pell Refund	0.00	0.00	-22,000		-22,000						
211920	Tennis Camp	0.00	0.00	28,650	-28,650	0					-23,460	-45,460
211921	Football Camp	0.00	0.00	15,214	-15,214	0						
215856	Basketball Camp	0.00	0.00	32,148	-32,148	0						
211923	Lady Racer BB Camp	0.00	0.00	3,046	-3,046	0						
211925	Golf Camp	0.00	0.00	5,706	-5,706	0						
213709	Baseball Camp	0.00	0.00	4,500		4,500						4,500
215837	Trainer Camp	0.00	0.00	1,500		1,500						1,500
<hr/>												
ATHLETICS		31.19	8.90	40.09	3,490,736	29,960	3,520,696	20,611	18,624		89,596	42,598 3,692,125
President		44.66	9.95	54.61	4,448,647	80,726	4,448,647	31,670	29,397		85,920	53,191 4,648,825
Academic Affairs												
PROVOST/ACAD AFFRS												
<hr/>												
216002	Provost/VP Acad Affrs	5.00	2.00	7.00	323,441	89,385	412,826	6,196	6,196	999	-780	45,290 470,727
215001	Admissions & Registrar	18.50		18.50	675,822	6,813	682,635	7,664	7,536		-5,226	-11,561 681,048
215090	Touch Tone Registration	0.00		0.00	9,108		9,108					9,108
215910	MAP Report Office	1.00		1.00	59,234	2,017	61,251	702	702			527 63,182
211514	Inst for Int'l Studies	13.25	-9.75	3.50	656,614	16,977	673,591	5,445	5,863	816	-1,000	-496,159 188,556
211529	English Language Institute	0.00	10.75	10.75	0		0					588,923 588,923
211528	ELI Computer Language Lab	0.00		0.00	12,000		12,000					383 12,383
211531	ELI Special Programs	0.00		0.00	41,000		41,000					459 41,459
218000	Foreign Student Sch	0.00		0.00	2,000		2,000					2,000
218017	British Studies	0.00		0.00	7,000		7,000					7,000
214002	Faculty Senate	0.45		0.45	12,082		12,082	184	184			57 12,507
211811	Honors Program	1.50		1.50	77,350	423	77,773	1,074	1,259		-500	-301 79,305
211907	Sponsored Programs	2.00		2.00	104,105		104,105	1,608	1,608			321 107,642
211826	Acad Accountability & Assess	0.00		0.00	25,000		25,000					25,000
214010	Accreditations	0.00		0.00	10,000		10,000					10,000
214920	Academic Council	0.00		0.00	2,314		2,314					2,314
211821	Instructional Supt	0.00		0.00	55,636		55,636				-2,000	-1,722 51,914
211803	Adjunct Salaries	0.00		0.00	123,520		123,520				-1,281	-98 122,141
215010	Catalogs & Bulletins	0.00		0.00	48,753		48,753					48,753
215011	Commencement Expense	0.00		0.00	8,887		8,887					8,887
211822	Comm Across the Curric	0.00		0.00	4,115		4,115				-1,000	3,115
214008	Faculty & Program Devel	0.00		0.00	26,063		26,063					26,063
214007	Faculty Teaching Awards	0.00		0.00	8,000		8,000					8,000
214004	Fac Recruit & Travel	0.00		0.00	70,800		70,800					70,800
211825	Hazardous Waste	0.00		0.00	2,368		2,368					2,368
212700	Inst Spon Res (CISR)	0.00		0.00	87,500		87,500					87,500
211804	J Stuart Fellowship	0.00		0.00	5,000		5,000					5,000
211806	Minority & Spec Grad Assts	0.00		0.00	98,000		98,000					98,000
215040	Roads Scholars Program	0.50	0.17	0.67	81,529	-40,680	40,849	240	240	6,295	-2,461	45,163
214013	Special Programs	0.00		0.00	10,938		10,938					10,938
211912	Summer Lvs & Salaries	0.00		0.00	855,400		855,400					-855,400

## FY 1999-00 REGENTS' BUDGET

## EXPENDITURE SCHEDULE BY AREA

ACCT NO	ACCT TITLE	FTE			FY 98-99 BUDGET	PERMANENT CHANGES	FY 99-00 BASE	BASE INCR	MERIT INCR	PROMOTION RECLASS	PRIORITY ITEMS	REQUESTED ADJUST.	FY 99-00 BUDGET
		FY 98-99	CHANGE	FY 99-00									
211960	Summer Programs	0.00		0.00	0		0				-10,000	116,386	106,386
211961	Summer Salaries - Pool Incr	0.00		0.00	0		0				127,529		127,529
211810	Unallotted Academic	0.00		0.00	95,171		95,171				-3,000		92,171
PROVOST/ACAD AFFRS		42.20	3.17	45.37	3,598,750	74,935	3,673,685	23,113	23,588	1,815	109,037	-615,356	3,215,882
BUS & PUB AFFRS													
214100	Dean-Bus & Pub Affrs	4.25		4.25	305,253	432	305,685	4,007	3,991		495	1,493	315,671
211735	TSM - B&PA - Matching Funds	0.00	3.50	3.50	0	141,794	141,794	2,836	2,484		691	144,297	292,102
211101	Accounting	10.50		10.50	862,807	4,300	867,107	13,660	14,241	7,000	1,779	10,691	914,478
211102	Computer Science & Info Sys.	11.00	-1.00	10.00	803,532	-98,756	704,776	10,218	10,478		438	-28,967	696,943
211103	Economics & Finance	13.00	-2.25	10.75	975,661	-92,784	882,877	13,503	12,275		1,731	-74,087	836,299
211104	Management & Marketing	13.00	-1.00	12.00	885,506	-22,670	862,836	12,383	13,071	7,000	5,395	-22,030	878,655
211105	Bus Admin, Ofc Sys & Bus Ed	6.75		6.75	407,493	3,303	410,796	6,208	6,736		1,730	-489	424,981
211106	Pol Sci, CRJ & Lgl Stds	12.00	-0.25	11.75	770,999	-8,838	762,161	11,697	12,427		2,279	-10,120	778,444
211108	MBA Program	0.00		0.00	5,650		5,650						5,650
211109	Owensboro MBA	0.12		0.12	10,597	211	10,808	139	128			38	11,113
213003	Waterfield Center	0.00		0.00	1,750		1,750						1,750
213702	Waterfield Center - Self Supporting	0.00		0.00	5,000		5,000						5,000
214941	Small Business Dev Ctr	0.00		0.00	104,016		104,016				8,272		112,288
211114	B & P A - Computer Lab	0.00		0.00	22,000		22,000					6,000	28,000
211112	B & P A - Other Instr	0.00		0.00	154,629	24,492	179,121				-46,276	-23,167	109,678
211962	Summer Salaries - B&PA	0.00		0.00	0		0					147,833	147,833
BUS & PUB AFFRS		70.62	-1.00	69.62	5,314,893	-48,516	5,266,377	74,651	75,831	14,000	-23,466	151,492	5,558,885
EDUCATION													
214400	Dean - Education	5.00		5.00	370,887	-75,975	294,912	3,739	7,221	958	61,265	14,999	383,094
211401	Envir Educ Center	0.00		0.00	4,536		4,536	36				9	4,581
211403	Elem/Sec Education	26.90	-0.95	25.95	1,486,342	-92,991	1,393,351	17,928	14,413	5,000	-27,911	-50,531	1,352,250
211405	Educ Ldrshp/Couns	9.90		9.90	603,946	1,410	605,356	9,191	8,213		10,890	21,807	655,457
211419	Ctr for Educ Fin & Law	0.50		0.50	29,958	500	30,458	478	390			802	32,128
211408	Health/Phys Ed/Rec	12.90	-0.75	12.15	693,230	-14,230	679,000	9,801	6,483		1,630	-4,701	692,213
214031	Recreation - Carr Health	3.06		3.06	96,981	360	97,341	1,075	770			-447	98,739
211409	Special Education	16.00		16.00	780,982	-4,148	776,834	11,373	10,046		-6,605	-15,358	776,290
211410	Teacher Educ Services	4.50	1.50	6.00	200,500	94,454	294,954	3,356	3,226	356	1,490	12,087	315,469
211423	KY Academy for Tech Educ	3.50	1.00	4.50	285,000	238	285,238	280	280			-798	285,000
213012	AHES	1.00		1.00	75,651	485	76,136	800	595		285	-81	77,735
213700	Clinical Services	0.50		0.50	45,885	-18,000	27,885	140	140			165	28,330
214011	American Humanities	1.50		1.50	83,026	252	83,278	1,052	926		400	-259	85,397
211422	Assistive Technology Ctr	0.00		0.00	16,268		16,268						16,268
211418	Educ - Other Instruction	0.00		0.00	130,533	3,608	134,141					5,066	139,207
214009	COE Faculty Development	0.00		0.00	10,077		10,077						10,077
211616	Child Development Center	0.00		0.00	12,800		12,800						12,800
211965	Summer Salaries - Educ	0.00		0.00	0		0					143,261	143,261
EDUCATION		85.26	0.80	86.06	4,926,602	-104,037	4,822,565	59,249	52,703	6,314	41,444	126,021	5,108,296

ACCT NO	ACCT TITLE	FTE		FY 98-99 BUDGET	PERMANENT CHANGES	FY 99-00 BASE	BASE INCR	MERIT INCR	PROMOTION RECLASS	PRIORITY ITEMS	REQUESTED ADJUST.	FY 99-00 BUDGET	
		FY 98-99	CHANGE FY 99-00										
FINE ARTS & COMM													
214200	Dean - Fine Arts & Comm	3.75		3.75	295,685	646	296,331	3,318	3,304	765	232	-8,077	295,873
211201	Art	17.50	0.50	18.00	993,115	1,382	994,497	12,903	14,202		2,783	-14,761	1,009,624
211202	Journalism/Mass Comm	15.33	1.00	16.33	743,639	9,391	753,030	11,580	10,720	5,000	-552	72,067	851,845
211203	Music	22.00		22.00	1,241,674	-2,720	1,238,954	17,855	17,481		1,295	734	1,276,319
211204	Speech Comm & Theatre	13.75		13.75	783,999	1,983	785,982	11,610	11,634		3,216	-3,627	808,815
211705	WQTV	6.73	-4.14	2.59	287,655	4,510	292,165	3,489	2,724		-2,049	-105,839	190,490
211215	Festival of Champions	0.00		0.00	11,500		11,500						11,500
211216	Quad State Festivals	0.00		0.00	16,000		16,000						16,000
213522	WKMS Radio (State)	6.43	0.14	6.57	239,314	1,546	240,860	3,586	3,196		-265	5,967	253,344
214001	Clara Eagle Art Gallery	0.00		0.00	7,806		7,806				-421		7,385
214024	University Theatre	0.00		0.00	22,000		22,000				-2,614		19,386
215007	Shield	0.00		0.00	64,475		64,475						64,475
215009	MSU News	0.00		0.00	80,223		80,223						80,223
218008	Marching Band Stipends	0.00		0.00	60,000	-30,000	30,000				-1,500		28,500
215841	Marching Band	0.00		0.00	0	30,000	30,000				-1,400		28,600
211210	Fine Arts - Other Inst	0.00		0.00	124,296	5,995	130,291				-25,993	9,953	114,251
211963	Summer Salaries - Fine Arts	0.00		0.00	0		0					114,246	114,246
FINE ARTS & COMM		85.49	-2.50	82.99	4,971,381	22,733	4,994,114	64,341	63,261	5,765	-27,268	70,663	5,170,876
HUMANISTIC STUDIES													
214500	Dean - Humanistic Stds	4.50		4.50	220,015	2,516	222,531	3,281	3,862		910	7,306	237,890
211501	English	31.50		31.50	1,619,722	14,721	1,634,443	25,316	20,187	2,000	3,116	18,052	1,703,114
211532	TESOL	0.25		0.25	39,331	797	40,128	193				74	40,395
211502	Foreign Languages	13.50	-1.00	12.50	651,007	5,397	656,404	7,136	7,071		-27,196	5,840	649,255
211503	History	15.50		15.50	841,150	2,902	844,052	11,935	15,410		-11,934	4,880	864,343
211504	Phil. & Relig. Studies	3.50		3.50	205,120	-12,847	192,273	2,814	2,240		130	-6,691	190,766
211407	Psychology	12.00		12.00	642,037	-6,556	635,481	9,671	12,447	2,000	200	4,053	663,852
211505	Sociology & Anthro	12.00		12.00	657,757	2,374	660,131	10,105	13,418		1,000	-2,622	682,032
211519	English Comp Lab	0.00		0.00	30,000		30,000						30,000
211520	KIIS	3.00	-0.50	2.50	582,708	-1,162	581,546	998	1,469	1,814		-619	585,208
213707	Archaeology Svc Ctr	0.00		0.00	6,746		6,746						6,746
214040	Wickliffe Mounds	1.00		1.00	48,433		48,433	416				3,438	52,287
214041	Wick Mds Gift Shop	0.00		0.00	4,700		4,700						4,700
214042	Wick Welcome Center	1.00		1.00	23,309		23,309	269	269			58	23,905
211518	Foreign Language Lab	0.00		0.00	2,500		2,500						2,500
211506	Hum Stds - Other Instr	0.00		0.00	211,706	29,567	241,273				-3,692	-26,632	210,949
211966	Summer Salaries - Hum Stds	0.00		0.00	0		0					129,319	129,319
HUMANISTIC STUDIES		97.75	-1.50	96.25	5,786,241	37,709	5,823,950	72,134	76,373	5,814	-37,466	136,456	6,077,261
INDUSTRY & TECHNOLOGY													
214600	Dean - Ind & Tech	4.00	1.00	5.00	301,080	-592	300,488	3,752	3,946		55,400	10,449	374,035
211745	TSM - Ind & Tech - Matching Funds	0.00	4.00	4.00	0	195,385	195,385	3,908	3,077		395	57,041	259,806
211620	Engineering Institute	2.00		2.00	140,000		140,000	-848	681			-1,435	138,398
211612	CIT Services	1.00		1.00	36,887	68	36,955	495	360			158	37,968
211301	Agriculture	15.00	2.83	17.83	855,836	72,384	928,220	13,658	12,950		37,815	48,683	1,041,326

ACCT NO	ACCT TITLE	FTE			FY 98-99 BUDGET	PERMANENT CHANGES	FY 99-00 BASE	BASE INCR	MERIT INCR	PROMOTION RECLASS	PRIORITY ITEMS	REQUESTED ADJUST.	FY 99-00 BUDGET
		FY 98-99	CHANGE	FY 99-00									
211606	AG Mechanization	0.00		0.00	6,699		6,699						6,699
211310	Animal Health Tech	3.00		3.00	210,798	772	211,570	2,648	2,148		780	-2,550	214,596
211312	Rodeo	1.00	-1.00	0.00	66,640	705	67,345	604				-42,219	25,730
211402	Dietetics & Food Srvc Sys	5.00	-3.00	2.00	266,439	871	267,310	2,470	1,940		210	-146,228	125,702
211602	Graphic Communication Tech	4.00		4.00	265,649	4,360	270,009	3,850	3,501		1,199	40	278,599
211603	Industrial Engrng/Tech	21.00	-4.00	17.00	1,328,598	-188,948	1,139,650	14,901	12,657	7,000	-23,123	-25,393	1,125,692
211604	Occup Safety & Health	10.00		10.00	626,960	2,346	629,306	9,148	7,515		-8,430	-6,967	630,572
213621	Occup Safety & Hlth Trng Ctr	0.00		0.00	50,000		50,000						50,000
213100	West KY Expo-Center	3.00		3.00	137,052	1,064	138,116	1,135	899			-589	139,561
211609	I & T - Other Instr	0.00		0.00	38,967	-1,000	37,967					21,848	59,815
214700	Farm Operations	0.00		0.00	43,134		43,134					-2,500	40,634
214710	Horticulture	0.00		0.00	6,984		6,984						6,984
214720	Equine Science	0.00		0.00	59,129		59,129						59,129
214730	Dairy	2.00	-1.00	1.00	156,615	-1,319	155,296	360				-64,113	91,543
214740	Swine	0.00		0.00	12,000		12,000					1,500	13,500
214770	Pullen Farm	0.00		0.00	1,400		1,400					600	2,000
214735	Sheep	0.00		0.00	2,500		2,500					-2,500	
211967	Summer Salaries - I&T	0.00		0.00	0		0					51,965	51,965
213800	BVC Admin Svcs	17.00		17.00	743,153		743,153	6,619	7,529			17,327	774,628
213801	BVC Serology	3.00		3.00	157,099	6,358	163,457	2,017	2,412			-5,372	162,514
213802	BVC Virology	4.00		4.00	215,827	6,350	222,177	2,720	2,327			1,134	228,358
213803	BVC Microbiology	4.00		4.00	278,136	-3,949	274,187	3,185	3,973			297	281,642
213804	BVC Pathology	8.00		8.00	538,842	-21,244	517,598	7,205	7,346			-4,300	527,849
213805	BVC Ther & Fld Svcs	1.00		1.00	35,692		35,692					-117	35,575
213807	BVC DNA Diagnostics	2.00		2.00	79,770	-648	79,122	839	620			-1,227	79,354
213809	BVC AHT Courses	0.00		0.00	16,800		16,800						16,800
213810	BVC Toxicology	3.00		3.00	193,695	12,485	206,180	2,414	2,490			-5,613	205,471
213812	BVC Clinical Pathology	2.00		2.00	121,784		121,784	750	750			-2,940	120,344
213813	BVC Histology	3.00		3.00	100,404	4,709	105,113	1,235	1,237			-3,650	103,935
213811	BVC Seaboard Farms	1.00		1.00	46,590	-4,061	42,529					-135	42,394
INDUSTRY & TECHNOLOGY		119.00	-1.17	117.83	7,141,159	86,096	7,227,255	83,065	78,358	7,000	64,246	-106,806	7,353,118
SCIENCE													
214300	Dean - Science	4.76		4.76	422,687	-15,552	407,135	4,053	3,925			-55,258	386,402
211303	Biological Sciences	17.90	1.00	18.90	1,086,082	38,876	1,124,958	15,477	17,708		730	19,974	1,178,847
211304	Chemistry	13.50		13.50	836,322	310	836,632	11,245	9,695		1,185	-5,898	852,859
211305	Geosciences	7.00		7.00	433,622	1,346	434,968	6,579	7,374		500	1,184	450,605
211306	Mathematics & Statistics	22.50	-0.50	22.00	1,213,714	2,893	1,216,607	17,773	16,911	2,000	1,570	-38,661	1,216,200
211307	Physics & Engr Physics	8.50	-0.50	8.00	629,766	2,056	631,822	7,734	7,942	7,000	1,500	-41,641	614,357
211404	Nursing	17.00		17.00	935,182	-6,862	928,320	12,180	10,489		3,225	-4,931	949,283
211313	Trover Clinic	0.00		0.00	25,000		25,000						25,000
212930	MARC	2.00		2.00	136,667	360	137,027	1,128	950		115	-3,034	136,186
212940	Center of Excellence	8.34		8.34	526,415	2,547	528,962	4,726	3,330		125	-3,138	534,005
218016	Med Tech	0.00		0.00	3,300		3,300						3,300
211309	Science - Other Instr	0.00		0.00	167,642		167,642					33,834	201,476
211964	Summer Salaries - Science	0.00		0.00	0		0					141,310	141,310
SCIENCE		101.50		101.50	6,416,399	25,974	6,442,373	80,895	78,324	9,000	-46,308	125,546	6,689,830

ACCT NO	ACCT TITLE	FTE			FY 98-99 BUDGET	PERMANENT CHANGES	FY 99-00 BASE	BASE INCR	MERIT INCR	PROMOTION RECLASS	PRIORITY ITEMS	REQUESTED ADJUST.	FY 99-00 BUDGET
		FY 98-99	CHANGE	FY 99-00									
LIBRARY													
214800	Library	41.25	-0.25	41.00	2,463,934	9,897	2,473,831	16,703	15,186		-21,243	-1,085,150	1,399,327
214810	Library Holdings	0.00		0.00	0		0					1,046,775	1,046,775
214820	Census Microfilm Prog	0.00		0.00	1,900	-1,900	0						
214822	Interlibrary Loan	0.00		0.00	1,200		1,200						1,200
214823	Library Copy Service	0.00		0.00	25,500		25,500						25,500
LIBRARY													
		41.25	-0.25	41.00	2,492,534	7,997	2,500,531	16,703	15,186		-21,243	-38,375	2,472,802
CONTINUING EDUC													
211908	Ctr for Cont Educ	3.50		3.50	241,671	833	242,504	3,331	3,549		12,265	3,716	265,365
211802	Ext Campus Programs	4.00	-4.00	0.00	557,560	-43,532	514,028					-514,028	
211832	Ext Campus - Administrative	0.00	4.00	4.00	0	43,905	43,905	878	610		16,000	244,802	306,195
211831	Ext Campus - Instructional	0.00		0.00	0		0				345,571	275,874	621,445
211910	Paducah Campus	7.00		7.00	342,359	1,281	343,640	2,816	2,448	1,500	-7,762	4,651	347,293
211830	Distance Lrning / Telecomm	5.00	0.25	5.25	189,423	1,134	190,557	2,385	2,444		-2,495	18,495	211,386
211915	Community College	7.00		7.00	274,446	1,017	275,463	3,814	4,072		275	9,930	293,554
211928	Community Education	0.75	0.50	1.25	147,442	427	147,869	742	706			1,398	150,715
211920	Tennis Camp	0.00		0.00	0	28,650	28,650						28,650
211921	Football Camp	0.00		0.00	0	15,214	15,214						15,214
215856	Basketball Camp	0.00		0.00	0	32,148	32,148						32,148
211923	Lady Racer BB Camp	0.00		0.00	0	3,046	3,046						3,046
211925	Golf Camp	0.00		0.00	0	5,706	5,706						5,706
213004	Confs & Workshops	0.00		0.00	41,149		41,149						41,149
211968	Summer Salaries - Cont Educ	0.00		0.00	0		0					163,033	163,033
CONTINUING EDUC													
		27.25	0.75	28.00	1,794,050	89,829	1,883,879	13,966	13,829	1,500	363,854	207,871	2,484,899
Academic Affairs													
		670.32	-1.70	668.62	42,634,729	192,720	42,634,729	488,117	477,453	51,208	422,830	57,512	44,131,849
Student Affairs													
STUDENT AFFAIRS-VP													
216961	VP-Student Affairs	4.00		4.00	237,252	13,199	250,451	3,304	3,459		-8,746	14,697	263,165
215055	Residential Colleges-Stu Afr	0.00		0.00	61,920		61,920					-5,196	56,724
215012	Recruitment & Retention	0.00		0.00	13,323		13,323						13,323
215017	Afr-Amer Std Svcs/Ethnc Prgs	1.00		1.00	70,069	245	70,314	812				-12,158	58,968
214994	Gov's Minority Prep Prog	0.00		0.00	5,000		5,000						5,000
215006	School Relations	11.28	0.72	12.00	600,489	1,377	601,866	5,415	5,448			27,059	639,788
215036	Student Ambassadors	0.00		0.00	2,000		2,000						2,000
215029	Afr-Amer Std Recr & Retn	0.72	-0.72	0.00	62,158	26	62,184	434				-28,118	34,500
215037	Viewbook	0.00		0.00	50,000		50,000						50,000
215019	Summer Orientation	0.00		0.00	73,110		73,110						73,110
215028	Univ Scholarships Office	2.00		2.00	90,076	1,347	91,423	1,139	997		600	2,716	96,875
218052	Scholarships-Regents	0.00		0.00	1,010,536		1,010,536				163,129		1,173,665
218051	Scholarships-Presidential	0.00		0.00	282,000		282,000				27,120		309,120
218056	Scholarships - Provost	0.00		0.00	32,000		32,000				42,800		74,800
218055	Scholarships-Carr	0.00		0.00	217,000		217,000				123,000		340,000
218053	Scholarships-Honor	0.00		0.00	128,030		128,030						128,030

ACCT NO	ACCT TITLE	FTE		FY 98-99 BUDGET	PERMANENT CHANGES	FY 99-00 BASE	BASE INCR	MERIT INCR	PROMOTION RECLASS	PRIORITY ITEMS	REQUESTED ADJUST.	FY 99-00 BUDGET
		FY 98-99	CHANGE FY 99-00									
218038	Scholarships - Recognition	0.00	0.00	0		0				90,000		90,000
218021	Minority/Mills Scholarships	0.00	0.00	184,000		184,000						184,000
218022	Minority Retention	0.00	0.00	36,000		36,000						36,000
215950	Career Services	5.00	5.00	209,305	1,124	210,429	2,613	2,247		940	2,067	218,296
215053	National Student Exchange	0.00	0.00	3,000		3,000						3,000
215000	Couns/Wom Ctr/Acad Enh Svcs	7.00	7.00	309,704	-777	308,927	4,443	3,887		12,201	372	329,830
215004	Student Fin Aid	10.00	10.00	423,853	1,154	425,007	4,972	4,351	3,101	3,425	-5,435	435,421
215002	Health Services	8.10	8.10	332,583	940	333,523	4,145	3,626		250	1,692	343,236
215005	Curris Ctr Admin	3.00	3.00	150,423	965	151,388	2,204	1,928		540	554	156,614
216011	Postal Services	6.00	6.00	200,175	-2,926	197,249	2,249	1,967			-2,071	199,394
216962	Intra-Collegiate Sports	1.00	1.00	91,565	-753	90,812	504	441		-9,000	-160	82,597
215030	SGA	0.00	0.00	139,627		139,627						139,627
STUDENT AFFAIRS-VP		59.10	59.10	5,015,198	15,921	5,031,119	32,234	28,351	3,101	446,259	-3,981	5,537,083
Student Affairs		59.10	59.10	5,031,119	15,921	5,031,119	32,234	28,351	3,101	446,259	-3,981	5,537,083
Administrative Services												
ADMINISTRATIVE SERVICES-VP												
216004	VP-Administrative Services	3.00	3.00	245,758	-3,669	242,089	2,758	2,641		-2,141	7,019	252,366
216008	Procurement	12.70	0.30 13.00	415,780	2,456	418,236	5,544	5,544		-3,509	8,061	433,876
216009	Human Resources	6.53	6.53	281,644	1,085	282,729	4,036	4,036		-2,340	9,287	297,748
216012	Public Safety	17.00	17.00	639,372	4,339	643,711	8,138	8,138		-5,572	-3,185	651,230
216025	Misc Inst Support	0.00	0.00	88,912		88,912				8,241	-4,276	92,877
216041	MSU Staff Congress	0.00	0.00	5,837		5,837						5,837
216057	Staff Congress Awards	0.00	0.00	5,970		5,970						5,970
215026	Wellness Center	0.50	0.50	22,736		22,736				-198	-67	22,471
216910	Flexible Spending Plan	0.00	0.00	24,000		24,000						24,000
216983	Mandated Employee Physicals	0.00	0.00	10,000		10,000						10,000
216030	Accounting & Financial Svcs	12.00	12.00	500,405	1,028	501,433	6,198	6,127		-3,242	11,128	521,644
216032	Bursar's Office	11.00	11.00	382,658	6,492	389,150	4,930	5,002	847	-4,200	-11,152	384,577
216031	Budget Office	2.00	2.00	122,878	60	122,938	1,763	1,763		-1,071	3,965	129,358
211914	Comp for Instr & Res	0.00	0.00	250,000		250,000						250,000
216049	Bad Debt Exp & Coll	0.00	0.00	100,000		100,000						100,000
216054	Bank Service Charge	0.00	0.00	55,000	8,000	63,000						63,000
216990	Inst Supt Alloc to Auxs	0.00	0.00	-486,230	28,480	-457,750						-457,750
217006	General Insurance	0.00	0.00	255,000	-3,947	251,053						251,053
216042	University Audits	0.00	0.00	58,500		58,500				734		59,234
216091	Condata Payroll Software	0.00	0.00	14,415		14,415				1,175		15,590
216092	Student Loan Billing System	0.00	0.00	0		0				8,430	3,000	11,430
ADMINISTRATIVE SERVICES-VP		64.73	0.30 65.03	2,992,635	44,324	3,036,959	33,367	33,251	847	-3,693	23,780	3,124,511
FACILITIES MANAGEMENT												
217000	Facilities Management Admin.	9.00	9.00	376,469	1,517	377,986	5,094	5,094	1,641	-2,705	4,645	391,755
217002	Engr & Arch Svcs	3.00	0.50 3.50	142,516	348	142,864	2,038	2,038		-1,978	23,587	168,549
217003	Building Services	53.00	53.00	1,184,281	8,861	1,193,142	14,891	14,891		-11,068	-7,090	1,204,766
217004	Bldg & Equip Maint	64.00	-1.00 63.00	2,256,314	17,061	2,273,375	27,429	27,429		-15,019	-36,738	2,276,476
217005	Grounds Maint	19.00	19.00	565,665	3,583	569,248	7,156	6,899			-14,993	568,310

ACCT NO	ACCT TITLE	FTE		FY 98-99 BUDGET	PERMANENT CHANGES	FY 99-00 BASE	BASE INCR	MERIT INCR	PROMOTION RECLASS	PRIORITY ITEMS	REQUESTED ADJUST.	FY 99-00 BUDGET	
		FY 98-99	CHANGE FY 99-00										
217010	Environ. Safety & Health	3.00		3.00	177,301	1,199	178,500	2,180	2,180				
216017	Transportation Services	5.50		5.50	253,033	1,561	254,594	2,625	2,625	-1,535	74	181,399	
216016	Public Address Sys	0.00		0.00	7,971		7,971			-2,205	227	257,866	
217001	Warehouse Inventory	0.00		0.00	22,387		22,387			-300		7,671	
217007	Utilities	0.00		0.00	2,910,388		2,910,388					22,387	
216912	Util & Req Maint	0.00		0.00	125,551		125,551			-25,364		2,885,024	
217020	RSEC Utilities	0.00		0.00	533,000		533,000			-21,094	-5,437	99,020	
217008	Seasonal Labor	0.00		0.00	40,501		40,501					533,000	
217009	Utility Contingency	0.00		0.00	67,300		67,300			-5,817		34,684	
217012	HB 622 Capital Const Admin.	2.00	2.50	4.50	119,500		119,500	1,417	1,417	-2,300		65,000	
217700	Renovation of Facilities	0.00		0.00	109,500		109,500				-76,126	46,208	
217011	Hazardous Waste	0.00		0.00	42,500		42,500			-954		108,546	
												42,500	
FACILITIES MANAGEMENT		158.50	2.00	160.50	8,934,177	34,130	8,968,307	62,830	62,573	1,641	-90,339	-111,851	8,893,161
INFORMATION SYSTEMS													
216013	Information Systems	4.00	-1.00	3.00	147,791	-104,473	43,318	2,923	2,396				
216034	Administrative Computing	8.00		8.00	304,890	69,296	374,186	3,149	3,490		-10,113	38,524	
216045	Operations & Systems	7.00		7.00	648,654	1,077	649,731	4,681	4,681		3,012	383,837	
216052	Academic Comp & Tech Servs	7.20		7.20	251,265	568	251,833	3,633	3,974	-17,151	1,232	643,174	
216048	Telecomm Support	4.00		4.00	290,338	703	291,041	2,467	1,971	115	3,381	262,936	
216039	Netwk & Microcomp Svcs	6.00	1.00	7.00	324,993	35,207	360,200	3,720	4,061		-82,277	213,202	
215980	Student Tech Support	0.00		0.00	154,100		154,100				13,689	381,670	
											-43,435	110,665	
INFORMATION SYSTEMS		36.20		36.20	2,122,031	2,378	2,124,409	20,573	20,573	-17,036	-114,511	2,034,008	
FRINGES & COMPENSATION													
216014	Unemployment Comp	0.00		0.00	42,988		42,988					42,988	
216960	Workers Compensation	0.00		0.00	457,601		457,601					479,396	
216015	Employee Tuition Waiver	0.00		0.00	100,000		100,000			21,795		479,396	
216982	Spouse/Dep. Tuition Waiver	0.00		0.00	205,000		205,000			25,000		125,000	
216909	Overtime - General	0.00		0.00	138,745		138,745			-25,000		180,000	
	University										-115,158	23,587	
217015	Overtime - Facilities Mgt	0.00		0.00	0		0					90,184	90,184
216908	Overtime - Public Safety	0.00		0.00	0		0					24,974	24,974
211995	Accr Comp - Instruction	0.00		0.00	10,000		10,000					10,000	
213995	Accr Comp - Public Service	0.00		0.00	10,000		10,000					10,000	
214995	Accr Comp - Academic Support	0.00		0.00	5,000		5,000					5,000	
215995	Accr Comp - Student Support	0.00		0.00	10,000		10,000					10,000	
216995	Accr Comp - Inst Support	0.00		0.00	10,000		10,000					10,000	
217995	Accr Comp - Plant	0.00		0.00	5,000		5,000					5,000	
FRINGES & COMPENSATION					994,334		994,334			21,795		1,016,129	
FINANCIAL AID													
216800	Wk Study Match 25%	0.00		0.00	154,712		154,712					154,712	
218001	Mandatory Fee Waiver	0.00		0.00	110,000		110,000					110,000	
218002	Tuit Asst N-Res Std	0.00		0.00	1,298,360		1,298,360			96,250		1,394,610	
218004	Extended Campus Tuition	0.00		0.00	140,000		140,000			-20,000		120,000	

## FY 1999-00 REGENTS' BUDGET

## EXPENDITURE SCHEDULE BY AREA

ACCT NO	ACCT TITLE	FTE		FY 98-99 BUDGET	PERMANENT CHANGES	FY 99-00 BASE	BASE INCR	MERIT INCR	PROMOTION RECLASS	PRIORITY ITEMS	REQUESTED ADJUST.	FY 99-00 BUDGET			
		FY 98-99	CHANGE FY 99-00												
	Waivers														
218035	Russian Teacher Waivers	0.00	0.00	16,700		16,700						16,700			
218010	Study Abroad Scholarship	0.00	0.00	5,500		5,500						5,500			
218012	G&C Fee Waivers	0.00	0.00	55,000		55,000						55,000			
218018	KY Fac & Staff Tuition Waivers	0.00	0.00	0		0				55,000		55,000			
218019	Sr Citizens	0.00	0.00	12,000		12,000						12,000			
218020	GA Tuition Waiver	0.00	0.00	296,480		296,480						296,480			
218110	KIIS Tuition Waivers	0.00	0.00	160,000		160,000				9,250		169,250			
218041	IIS Scholarships	0.00	0.00	0		0				20,000		20,000			
218015	Scholarships - Alumni Grants	0.00	0.00	180,000		180,000				32,500		212,500			
218111	ITV Tuition Waiver	0.00	0.00	11,100		11,100						11,100			
218007	Scholarships - Comm College	0.00	0.00	16,272		16,272						16,272			
218033	Regensburg Waivers	0.00	0.00	30,960		30,960						30,960			
FINANCIAL AID				2,487,084		2,487,084				193,000		2,680,084			
TRANSFERS															
219000	Mand Trf Loan Match	0.00	0.00	9,819	-5,000	4,819						4,819			
219495	E&G Debt Svc Appr	0.00	0.00	3,543,183	-830,170	2,713,013					-1,167,013	1,546,000			
219498	Networking Debt Repayment	0.00	0.00	266,292		266,292					43,435	309,727			
219499	NMnd Trf/Oper Fr Bkst	0.00	0.00	-77,320		-77,320						-77,320			
216075	NMnd Trf/Indirect Cost	0.00	0.00	-45,000		-45,000						-45,000			
219902	NMnd Trf/Oper to CERR	0.00	0.00	980,000		980,000						980,000			
TRANSFERS				4,676,974	-835,170	3,841,804					-1,123,578	2,718,226			
Administrative Services				259.43	2.30	261.73	21,452,897	-754,338	21,452,897	116,770	116,397	2,488	103,727	-1,326,160	20,466,119
Institutional Advancement															
INSTITUTIONAL ADVANCEMENT-VP															
216003	VP-Institutional Advancement	1.00	1.00	0		0									
216020	Ofc of Development	8.52	-0.12	8.40	419,365	2,876	422,241	4,899	5,208	-4,781	567	428,134			
216067	Capital Campaign	0.00	1.00	1.00	0	17,000	17,000	340	96	133,000	6,201	156,637			
216026	Univ Rels & Al Affrs	3.50	3.50	129,207	992	130,199	1,968	1,968			-213	133,922			
216080	Reg Special Events Ctr	8.50	8.50	445,095	2,361	447,456	3,048	3,048		-3,075	6,409	456,886			
213010	Nat'l Scouting Museum	7.00	-1.00	6.00	85,000		85,000					85,000			
INSTITUTIONAL ADVANCEMENT-VP				28.52	-0.12	28.40	1,078,667	23,229	1,101,896	10,255	10,320	125,144	12,964	1,260,579	
MARKETING & PUBLIC RELS															
216010	Printing Services	7.00	7.00	26,483	716	27,199	2,772	2,448		-231	2,691	34,879			
216022	Ofc of Publications	5.50	-0.50	5.00	158,416	1,345	159,761	2,196	2,520		-709	163,768			
216024	Univ Publications	0.00	0.00	53,158		53,158				-463		52,695			
216006	Mktg & Public Relations	2.00	2.00	119,341	122	119,463	1,456	1,456		-7,114	951	116,212			
216063	News Bureau	2.00	2.00	84,202	411	84,613	961	961		-734	-488	85,313			
216064	Photography	0.00	0.00	3,300		3,300				-29		3,271			
216065	Radio-TV/Marketing	1.00	1.00	41,505	73	41,578	479	479		-362	15	42,189			

ACCT NO	ACCT TITLE	FTE		FY 98-99 BUDGET	PERMANENT CHANGES	FY 99-00 BASE	BASE INCR	MERIT INCR	PROMOTION RECLASS	PRIORITY ITEMS	REQUESTED ADJUST.	FY 99-00 BUDGET
		FY 98-99	CHANGE FY 99-00									
214000	Wrather WKY Museum	2.00		2.00		56,575		56,575	696	696		
											229	58,196
	MARKETING & PUBLIC RELS	19.50	-0.50	19.00		542,980	2,667	545,647	8,560	8,560	-8,933	2,689
	Institutional Advancement	48.02	-0.62	47.40		1,647,543	25,896	1,647,543	18,815	18,880	116,211	15,653
												1,817,102
	SUBTOTAL - EDUCATION & GENERAL	1,081.53	9.93	1,091.46		75,654,010	-439,075	75,214,935	687,606	670,478	56,797	1,174,947
											-1,203,785	76,600,978
	AUXILIARIES											
	Student Affairs											
	STUDENT AFFAIRS											
315010	Curris Ctr Opns	8.00		8.00		573,946	1,619	575,565	3,075	3,075		
315011	Curris Ctr Recreation	0.00		0.00		38,577		38,577			829	582,544
315013	Student Act Admin	0.00		0.00		8,855		8,855				38,577
319100	Food Service	95.00		95.00		3,935,237	58,775	3,994,012	22,014	18,552		8,855
319120	Food Serv/Domino's	0.00		0.00		50,000	-50,000	0			108,565	4,143,143
319121	Food Services/Freshens	1.00		1.00		19,369	152	19,521	217	217	-130	19,825
314010	Racer Card Admin	1.00		1.00		67,510	222	67,732	425	425	6,174	74,756
318010	Residence Life/Housing	32.00		32.00		3,949,569	-36	3,949,533	9,797	8,401	115	-246,645
318020	College Courts	0.00		0.00		244,071		244,071				3,721,201
318015	Hall Director Scholarships	0.00		0.00		55,000		55,000			-13,243	230,828
318017	Res Halls Student Schol	0.00		0.00		320,650		320,650				55,000
318296	Housing Debt Service	0.00		0.00		636,993	-4,442	632,551			14,350	335,000
319296	Dining Debt Service	0.00		0.00		91,919	74	91,993			115,418	747,969
318050	H & D Major Maint	0.00		0.00		300,000		300,000				91,993
317100	University Store	13.00		13.00		3,125,000	2,105	3,127,105	4,946	5,224	115	300,000
317110	NMnd Trsfr/Bkst to Oper	0.00		0.00		77,320		77,320			98,041	3,235,431
318030	Lee Clark Res Col	0.00		0.00		1,150		1,150				77,320
318031	Elizabeth H. Woods Res Col	0.00		0.00		1,375		1,375				1,150
318032	HC Franklin/OB Springer Res	0.00		0.00		2,880		2,880				1,375
318033	George Hart Res Col	0.00		0.00		2,500		2,500				2,880
318034	Cleo G. Hester Res Col	0.00		0.00		1,500		1,500				2,500
318035	Regents Residential College	0.00		0.00		1,750		1,750				1,500
318036	James H. Richmond Res Col	0.00		0.00		1,000		1,000				1,750
318037	Springer Hall	0.00		0.00		0		0				1,000
318038	Robert H. White Res Col	0.00		0.00		1,750		1,750				
318039	Ralph H. Woods Res Col	0.00		0.00		0		0				1,750
318040	Res. Col. Association	0.00		0.00		5,400		5,400				
318025	Res. Col.--Auxiliaries	0.00	1.00	1.00		197,291	-24,000	173,291	846	866	9,888	5,400
												184,891
	STUDENT AFFAIRS	150.00	1.00	151.00		13,710,612	-15,531	13,695,081	41,320	36,760	230	93,247
												13,866,638
	STUDENT AFFAIRS											
316130	VPSA Vending	0.00		0.00		6,368		6,368				
												6,368
	STUDENT AFFAIRS					6,368		6,368				
												6,368

## FY 1999-00 REGENTS' BUDGET

## EXPENDITURE SCHEDULE BY AREA

ACCT NO	ACCT TITLE	FTE			FY 98-99 BUDGET	PERMANENT CHANGES	FY 99-00 BASE	BASE INCR	MERIT PROMOTION INCR RECLASS	PRIORITY ITEMS	REQUESTED ADJUST.	FY 99-00 BUDGET
		FY 98-99	CHANGE	FY 99-00								
	Student Affairs	150.00	1.00	151.00	13,701,449	-15,531	13,701,449	41,320	36,760	230	93,247	13,873,006
	Other Auxiliaries											
	PARKING											
312020	Parking	4.50		4.50	243,106	176	243,282	1,430	1,430		-3,479	242,663
312200	Parking Lot Renovation	0.00		0.00	156,938		156,938					156,938
	PARKING	4.50		4.50	400,044	176	400,220	1,430	1,430		-3,479	399,601
	VENDING											
316100	Vending - President	0.00		0.00	4,700		4,700					4,700
316110	Vending - Acad Affrs	0.00		0.00	32,250		32,250					32,250
316140	Vending - Inst Advancement	0.00		0.00	0		0					0
316150	Vending - Admin Svcs	0.00		0.00	11,282		11,282					11,282
316131	H&D Vending	0.00		0.00	13,000		13,000					13,000
316105	Vending - Univ (General)	0.00		0.00	15,000		15,000					15,000
	VENDING				76,232		76,232					76,232
	Other Auxiliaries	4.50		4.50	476,452	176	476,452	1,430	1,430		-3,479	475,833
	SUBTOTAL - AUXILIARIES	154.50	1.00	155.50	14,193,256	-15,355	14,177,901	42,750	38,190	230	89,768	14,348,839
	GRAND TOTAL - UNRESTRICTED FUNDS	1,236.03	10.93	1,246.96	89,847,266	-454,430	89,392,836	730,356	708,668	56,797	1,175,177	90,949,817

## FY 1999-00 REGENTS' BUDGET

	FY 98/99		FY 99/00 FTE	FY 98-99 BUDGET	PERMANENT CHANGES	FY 99-00 BASE BGT	BASE INCR	MERIT INCR	EXPENDITURE SUMMARY BY PROGRAM CODE			
	FTE	CHANGE							PROMOTION & RECLASS	PRIORITY	REQUEST ADJUST	FY 99-00 BUDGET
EDUCATION & GENERAL												
INSTRUCTION												
BUS & PUB AFFRS	66.37	(1.00)	65.37	4,980,890	(48,948)	4,931,942	70,644	71,840	14,000	(23,961)	(3,834)	5,060,631
EDUCATION	75.20	0.80	76.00	4,268,095	(11,407)	4,256,688	53,017	43,587	5,356	(20,106)	(32,678)	4,305,864
FINE ARTS & COMM	75.31	(2.64)	72.67	4,174,378	20,541	4,194,919	57,437	56,761	5,000	(21,300)	(41,473)	4,251,344
HUMANISTIC STUDIES	91.25	(1.50)	89.75	5,483,038	35,193	5,518,231	68,168	72,242	5,814	(38,376)	(3,665)	5,622,414
INDUSTRY & TECHNOLOGY	62.00	(1.17)	60.83	3,893,473	86,943	3,980,416	50,834	44,829	7,000	8,846	(97,022)	3,994,903
SCIENCE	86.40		86.40	5,327,330	38,619	5,365,949	70,988	70,119	9,000	8,710	(36,139)	5,488,627
OTHER INSTRUCTION	43.00	1.75	44.75	4,195,494	22,950	4,218,444	21,285	21,546	2,316	472,887	294,195	5,030,673
INSTRUCTION	499.53	(3.76)	495.77	32,322,698	143,891	32,466,589	392,373	380,924	48,486	386,700	79,384	33,754,456
RESEARCH	10.34		10.34	750,582	2,907	753,489	5,854	4,280		240	(6,172)	757,691
PUBLIC SERVICE	66.43	0.14	66.57	3,462,583	(13,029)	3,449,554	34,893	35,967		(3,340)	7,356	3,524,430
ACADEMIC SUPPORT	42.21	(1.00)	41.21	2,729,529	(89,344)	2,640,185	26,161	29,396	1,723	60,009	(9,391)	2,748,083
LIBRARY	41.25	(0.25)	41.00	2,492,534	7,997	2,500,531	16,703	15,186		(21,243)	(38,375)	2,472,802
STUDENT SERVICES												
STUDENT SERVICES-GENERAL	72.16	0.17	72.33	3,841,217	4,158	3,845,375	36,362	32,173	3,101	8,625	(30,549)	3,895,087
STUDENT SERVICES-ATHLETICS	31.19	8.90	40.09	2,149,801	120,724	2,270,525	20,611	18,624		15,041	66,058	2,390,859
STUDENT SERVICES	103.35	9.07	112.42	5,991,018	124,882	6,115,900	56,973	50,797	3,101	23,666	35,509	6,285,946
INSTITUTIONAL SUPPORT	165.42	3.73	169.15	8,544,034	220,169	8,764,203	94,444	93,980	1,846	104,645	(12,980)	9,046,138
OPERATION AND MAINT. OF PLANT	153.00	2.00	155.00	8,928,173	28,622	8,956,795	60,205	59,948	1,641	(87,834)	(112,078)	8,878,677
SCHOLARSHIPS AND GRANTS				4,420,950	(30,000)	4,390,950				637,549		5,028,499
SCHOLARSHIPS & GRANTS-ATH				1,334,935		1,334,935				74,555	(23,460)	1,386,030
MANDATORY TRANSFERS				4,676,974	(835,170)	3,841,804					(1,123,578)	2,718,226
SUBTOTAL - EDUCATION & GENERAL	1,081.53	9.93	1,091.46	75,654,010	(439,075)	75,214,935	687,606	670,478	56,797	1,174,947	(1,203,785)	76,600,978
AUXILIARIES	154.50	1.00	155.50	14,193,256	(15,355)	14,177,901	42,750	38,190		230	89,768	14,348,839
GRAND TOTAL - UNRESTRICTED FUNDS	1,236.03	10.93	1,246.96	89,847,266	(454,430)	89,392,836	730,356	708,668	56,797	1,175,177	(1,114,017)	90,949,817

## FY 1999-2000 REGENTS' BUDGET

## EXPENDITURE SCHEDULE BY PROGRAM CODE

ACCT NO	ANAME TITLE	FTE		FY 98-99 BUDGET	PERMANENT CHANGES	FY 99-00 BASE	BASE INCR	MERIT INCR	PROMOTION RECLASS	PRIORITY ITEMS	REQUESTED ADJUST.	FY 99-00 BUDGET
		FY 98-99	CHANGE FY 99-00									
EDUCATION & GENERAL												
INSTRUCTION												
BUS & PUB AFFRS												
211101	Accounting	10.50		10.50	862,807	4,300	867,107	13,660	14,241	7,000	1,779	914,478
211102	Computer Science & Info Sys.	11.00	-1.00	10.00	803,532	-98,756	704,776	10,218	10,478		438	696,943
211103	Economics & Finance	13.00	-2.25	10.75	975,661	-92,784	882,877	13,503	12,275		1,731	836,299
211104	Management & Marketing	13.00	-1.00	12.00	885,506	-22,670	862,836	12,383	13,071	7,000	5,395	878,655
211105	Bus Admin, Ofc Sys & Bus Ed	6.75		6.75	407,493	3,303	410,796	6,208	6,736		1,730	424,981
211106	Pol Sci, CRJ & Lgl Stds	12.00	-0.25	11.75	770,999	-8,838	762,161	11,697	12,427		2,279	778,444
211108	MBA Program	0.00		0.00	5,650		5,650					5,650
211109	Owensboro MBA	0.12		0.12	10,597	211	10,808	139	128		38	11,113
211112	B & P A - Other Instr	0.00		0.00	154,629	24,492	179,121			-46,276	-23,167	109,678
211735	TSM - B&PA - Matching Funds	0.00	3.50	3.50	0	141,794	141,794	2,836	2,484		691	292,102
214941	Small Business Dev Ctr	0.00		0.00	104,016		104,016				8,272	112,288
SUBTOTAL - BUS & PUB AFFRS		66.37	-1.00	65.37	4,980,890	-48,948	4,931,942	70,644	71,840	14,000	-23,961	5,060,631
EDUCATION												
211401	Envir Educ Center	0.00		0.00	4,536		4,536	36			9	4,581
211403	Elem/Sec Education	26.90	-0.95	25.95	1,486,342	-92,991	1,393,351	17,928	14,413	5,000	-27,911	1,352,250
211405	Educ Ldrshp/Couns	9.90		9.90	603,946	1,410	605,356	9,191	8,213		10,890	655,457
211408	Health/Phys Ed/Rec	12.90	-0.75	12.15	693,230	-14,230	679,000	9,801	6,483		1,630	692,213
211409	Special Education	16.00		16.00	780,982	-4,148	776,834	11,373	10,046		-6,605	776,290
211410	Teacher Educ Services	4.50	1.50	6.00	200,500	94,454	294,954	3,356	3,226	356	1,490	315,469
211418	Educ - Other Instruction	0.00		0.00	130,533	3,608	134,141				5,066	139,207
211423	KY Academy for Tech Educ	3.50	1.00	4.50	285,000	238	285,238	280	280		-798	285,000
214011	American Humanics	1.50		1.50	83,026	252	83,278	1,052	926		400	85,397
SUBTOTAL - EDUCATION		75.20	0.80	76.00	4,268,095	-11,407	4,256,688	53,017	43,587	5,356	-20,106	4,305,864
FINE ARTS & COMM												
211201	Art	17.50	0.50	18.00	993,115	1,382	994,497	12,903	14,202		2,783	1,009,624
211202	Journalism/Mass Comm	15.33	1.00	16.33	743,639	9,391	753,030	11,580	10,720	5,000	-552	851,845
211203	Music	22.00		22.00	1,241,674	-2,720	1,238,954	17,855	17,481		1,295	1,276,319
211204	Speech Comm & Theatre	13.75		13.75	783,999	1,983	785,982	11,610	11,634		3,216	808,815
211210	Fine Arts - Other Inst	0.00		0.00	124,296	5,995	130,291				-25,993	114,251
211705	WQTV	6.73	-4.14	2.59	287,655	4,510	292,165	3,489	2,724		-2,049	190,490
SUBTOTAL - FINE ARTS & COMM		75.31	-2.64	72.67	4,174,378	20,541	4,194,919	57,437	56,761	5,000	-21,300	4,251,344
HUMANISTIC STUDIES												
211407	Psychology	12.00		12.00	642,037	-6,556	635,481	9,671	12,447	2,000	200	663,852
211501	English	31.50		31.50	1,619,722	14,721	1,634,443	25,316	20,187	2,000	3,116	1,703,114
211502	Foreign Languages	13.50	-1.00	12.50	651,007	5,397	656,404	7,136	7,071		-27,196	649,255
211503	History	15.50		15.50	841,150	2,902	844,052	11,935	15,410		-11,934	864,343
211504	Phil. & Relig. Studies	3.50		3.50	205,120	-12,847	192,273	2,814	2,240		130	190,766

ACCT NO	ANAME TITLE	FTE		FY 98-99 BUDGET	PERMANENT CHANGES	FY 99-00 BASE	BASE INCR	MERIT INCR	PROMOTION RECLASS	PRIORITY ITEMS	REQUESTED ADJUST.	FY 99-00 BUDGET	
		FY 98-99	CHANGE FY 99-00										
211505	Sociology & Anthro	12.00		12.00	657,757	2,374	660,131	10,105	13,418		1,000	-2,622	682,032
211506	Hum Stds - Other Instr	0.00		0.00	211,706	29,567	241,273				-3,692	-26,632	210,949
211518	Foreign Language Lab	0.00		0.00	2,500		2,500						2,500
211519	English Comp Lab	0.00		0.00	30,000		30,000						30,000
211520	KIIS	3.00	-0.50	2.50	582,708	-1,162	581,546	998	1,469	1,814		-619	585,208
211532	TESOL	0.25		0.25	39,331	797	40,128	193				74	40,395
SUBTOTAL - HUMANISTIC STUDIES		91.25	-1.50	89.75	5,483,038	35,193	5,518,231	68,168	72,242	5,814	-38,376	-3,665	5,622,414
INDUSTRY & TECHNOLOGY													
211301	Agriculture	15.00	2.83	17.83	855,836	72,384	928,220	13,658	12,950		37,815	48,683	1,041,326
211310	Animal Health Tech	3.00		3.00	210,798	772	211,570	2,648	2,148		780	-2,550	214,596
211312	Rodeo	1.00	-1.00	0.00	66,640	705	67,345	604				-42,219	25,730
211402	Dietetics & Food Srvc Sys Mgt	5.00	-3.00	2.00	266,439	871	267,310	2,470	1,940		210	-146,228	125,702
211602	Graphic Communication Tech	4.00		4.00	265,649	4,360	270,009	3,850	3,501		1,199	40	278,599
211603	Industrial Engrng/Tech	21.00	-4.00	17.00	1,328,598	-188,948	1,139,650	14,901	12,657	7,000	-23,123	-25,393	1,125,692
211604	Occup Safety & Health	10.00		10.00	626,960	2,346	629,306	9,148	7,515		-8,430	-6,967	630,572
211606	AG Mechanization	0.00		0.00	6,699		6,699						6,699
211609	I & T - Other Instr	0.00		0.00	38,967	-1,000	37,967					21,848	59,815
211612	CIT Services	1.00		1.00	36,887	68	36,955	495	360			158	37,968
211620	Engineering Institute	2.00		2.00	140,000		140,000	-848	681			-1,435	138,398
211745	TSM - Ind & Tech - Matching Funds	0.00	4.00	4.00	0	195,385	195,385	3,908	3,077		395	57,041	259,806
213621	Occup Safety & Hlth Trng Ctr	0.00		0.00	50,000		50,000						50,000
SUBTOTAL - INDUSTRY & TECHNOLOGY		62.00	-1.17	60.83	3,893,473	86,943	3,980,416	50,834	44,829	7,000	8,846	-97,022	3,994,903
SCIENCE													
211303	Biological Sciences	17.90	1.00	18.90	1,086,082	38,876	1,124,958	15,477	17,708		730	19,974	1,178,847
211304	Chemistry	13.50		13.50	836,322	310	836,632	11,245	9,695		1,185	-5,898	852,859
211305	Geosciences	7.00		7.00	433,622	1,346	434,968	6,579	7,374		500	1,184	450,605
211306	Mathematics & Statistics	22.50	-0.50	22.00	1,213,714	2,893	1,216,607	17,773	16,911	2,000	1,570	-38,661	1,216,200
211307	Physics & Engr Physics	8.50	-0.50	8.00	629,766	2,056	631,822	7,734	7,942	7,000	1,500	-41,641	614,357
211309	Science - Other Instr	0.00		0.00	167,642		167,642					33,834	201,476
211313	Trover Clinic	0.00		0.00	25,000		25,000						25,000
211404	Nursing	17.00		17.00	935,182	-6,862	928,320	12,180	10,489		3,225	-4,931	949,283
SUBTOTAL - SCIENCE		86.40		86.40	5,327,330	38,619	5,365,949	70,988	70,119	9,000	8,710	-36,139	5,488,627
OTHER INSTRUCTION													
211114	B & P A - Computer Lab	0.00		0.00	22,000		22,000					6,000	28,000
211215	Festival of Champions	0.00		0.00	11,500		11,500						11,500
211216	Quad State Festivals	0.00		0.00	16,000		16,000						16,000
211422	Assistive Technology Ctr	0.00		0.00	16,268		16,268						16,268
211514	Inst for Int'l Studies	13.25	-9.75	3.50	656,614	16,977	673,591	5,445	5,863	816	-1,000	-496,159	188,556
211528	ELI Computer Language Lab	0.00		0.00	12,000		12,000					383	12,383
211529	English Language Institute	0.00	10.75	10.75	0		0					588,923	588,923
211531	ELI Special Programs	0.00		0.00	41,000		41,000					459	41,459
211802	Ext Campus Programs	4.00	-4.00	0.00	557,560	-43,532	514,028					-514,028	0
211803	Adjunct Salaries	0.00		0.00	123,520		123,520				-1,281	-98	122,141

ACCT NO	ANAME TITLE	FTE		FY 98-99 BUDGET	PERMANENT CHANGES	FY 99-00 BASE	BASE INCR	MERIT INCR	PROMOTION RECLASS	PRIORITY ITEMS	REQUESTED ADJUST.	FY 99-00 BUDGET	
		FY 98-99	CHANGE FY 99-00										
211804	J Stuart Fellowship	0.00	0.00	5,000		5,000						5,000	
211806	Minority & Spec Grad Assts	0.00	0.00	98,000		98,000						98,000	
211810	Unallotted Academic	0.00	0.00	95,171		95,171				-3,000		92,171	
211811	Honors Program	1.50	1.50	77,350	423	77,773	1,074	1,259		-500	-301	79,305	
211821	Instructional Supt	0.00	0.00	55,636		55,636				-2,000	-1,722	51,914	
211822	Comm Across the Curric	0.00	0.00	4,115		4,115				-1,000		3,115	
211825	Hazardous Waste	0.00	0.00	2,368		2,368						2,368	
211826	Acad Accountability & Assess	0.00	0.00	25,000		25,000						25,000	
211830	Distance Lrning / Telecomm	5.00	0.25	189,423	1,134	190,557	2,385	2,444		-2,495	18,495	211,386	
211831	Ext Campus - Instructional	0.00	0.00	0		0				345,571	275,874	621,445	
211832	Ext Campus - Administrative	0.00	4.00	0	43,905	43,905	878	610		16,000	244,802	306,195	
211908	Ctr for Cont Educ	3.50	3.50	241,671	833	242,504	3,331	3,549		12,265	3,716	265,365	
211910	Paducah Campus	7.00	7.00	342,359	1,281	343,640	2,816	2,448	1,500	-7,762	4,651	347,293	
211912	Summer Lvs & Salaries	0.00	0.00	855,400		855,400					-855,400	0	
211914	Comp for Instr & Res	0.00	0.00	250,000		250,000						250,000	
211915	Community College	7.00	7.00	274,446	1,017	275,463	3,814	4,072		275	9,930	293,554	
211928	Community Education	0.75	0.50	147,442	427	147,869	742	706			1,398	150,715	
211960	Summer Programs	0.00	0.00	0		0				-10,000	116,386	106,386	
211961	Summer Salaries - Pool Incr	0.00	0.00	0		0				127,529		127,529	
211962	Summer Salaries - B&PA	0.00	0.00	0		0					147,833	147,833	
211963	Summer Salaries - Fine Arts	0.00	0.00	0		0					114,246	114,246	
211964	Summer Salaries - Science	0.00	0.00	0		0					141,310	141,310	
211965	Summer Salaries - Educ	0.00	0.00	0		0					143,261	143,261	
211966	Summer Salaries - Hum Stds	0.00	0.00	0		0					129,319	129,319	
211967	Summer Salaries - I&T	0.00	0.00	0		0					51,965	51,965	
211968	Summer Salaries - Cont Educ	0.00	0.00	0		0					163,033	163,033	
213012	AHES	1.00	1.00	75,651	485	76,136	800	595		285	-81	77,735	
SUBTOTAL - OTHER INSTRUCTION		43.00	1.75	44.75	4,195,494	22,950	4,218,444	21,285	21,546	2,316	472,887	294,195	5,030,673
TOTAL - INSTRUCTION		499.53	-3.76	495.77	32,322,698	143,891	32,466,589	392,373	380,924	48,486	386,700	79,384	33,754,456
RESEARCH													
212700	Inst Spon Res (CISR)	0.00	0.00	87,500		87,500						87,500	
212930	MARC	2.00	2.00	136,667	360	137,027	1,128	950		115	-3,034	136,186	
212940	Center of Excellence	8.34	8.34	526,415	2,547	528,962	4,726	3,330		125	-3,138	534,005	
SUBTOTAL -		10.34		10.34	750,582	2,907	753,489	5,854	4,280		240	-6,172	757,691
TOTAL - RESEARCH		10.34		10.34	750,582	2,907	753,489	5,854	4,280		240	-6,172	757,691
PUBLIC SERVICE													
211616	Child Development Center	0.00	0.00	12,800		12,800						12,800	
213003	Waterfield Center	0.00	0.00	1,750		1,750						1,750	

ACCT NO	ANAME TITLE	FTE		FY 98-99 BUDGET	PERMANENT CHANGES	FY 99-00 BASE	BASE INCR	MERIT INCR	PROMOTION RECLASS	PRIORITY ITEMS	REQUESTED ADJUST.	FY 99-00 BUDGET
		FY 98-99	CHANGE									
213004	Confs & Workshops	0.00		41,149		41,149						41,149
213100	West KY Expo-Center	3.00		137,052	1,064	138,116	1,135	899			-589	139,561
213522	WKMS Radio (State)	6.43	0.14	239,314	1,546	240,860	3,586	3,196		-265	5,967	253,344
213700	Clinical Services	0.50		45,885	-18,000	27,885	140	140			165	28,330
213702	Waterfield Center - Self Supporting	0.00		5,000		5,000						5,000
213707	Archaeology Svc Ctr	0.00		6,746		6,746						6,746
213800	BVC Admin Svcs	17.00		743,153		743,153	6,619	7,529			17,327	774,628
213801	BVC Serology	3.00		157,099	6,358	163,457	2,017	2,412			-5,372	162,514
213802	BVC Virology	4.00		215,827	6,350	222,177	2,720	2,327			1,134	228,358
213803	BVC Microbiology	4.00		278,136	-3,949	274,187	3,185	3,973			297	281,642
213804	BVC Pathology	8.00		538,842	-21,244	517,598	7,205	7,346			-4,300	527,849
213805	BVC Ther & Fld Svcs	1.00		35,692		35,692					-117	35,575
213807	BVC DNA Diagnostics	2.00		79,770	-648	79,122	839	620			-1,227	79,354
213809	BVC AHT Courses	0.00		16,800		16,800						16,800
213810	BVC Toxicology	3.00		193,695	12,485	206,180	2,414	2,490			-5,613	205,471
213811	BVC Seaboard Farms	1.00		46,590	-4,061	42,529					-135	42,394
213812	BVC Clinical Pathology	2.00		121,784		121,784	750	750			-2,940	120,344
213813	BVC Histology	3.00		100,404	4,709	105,113	1,235	1,237			-3,650	103,935
216080	Reg Special Events Ctr	8.50		445,095	2,361	447,456	3,048	3,048		-3,075	6,409	456,886
SUBTOTAL -		66.43	0.14	3,462,583	-13,029	3,449,554	34,893	35,967		-3,340	7,356	3,524,430
TOTAL - PUBLIC SERVICE		66.43	0.14	3,462,583	-13,029	3,449,554	34,893	35,967		-3,340	7,356	3,524,430
ACADEMIC SUPPORT												
211419	Ctr for Educ Fin & Law	0.50		29,958	500	30,458	478	390			802	32,128
211907	Sponsored Programs	2.00		104,105		104,105	1,608	1,608			321	107,642
213010	Nat'l Scouting Museum	7.00	-1.00	85,000		85,000						85,000
214000	Wrather WKY Museum	2.00		56,575		56,575	696	696			229	58,196
214001	Clara Eagle Art Gallery	0.00		7,806		7,806				-421		7,385
214002	Faculty Senate	0.45		12,082		12,082	184	184			57	12,507
214004	Fac Recruit & Travel	0.00		70,800		70,800						70,800
214007	Faculty Teaching Awards	0.00		8,000		8,000						8,000
214008	Faculty & Program Devel	0.00		26,063		26,063						26,063
214009	COE Faculty Development	0.00		10,077		10,077						10,077
214010	Accreditations	0.00		10,000		10,000						10,000
214013	Special Programs	0.00		10,938		10,938						10,938
214024	University Theatre	0.00		22,000		22,000				-2,614		19,386
214040	Wickliffe Mounds	1.00		48,433		48,433	416				3,438	52,287
214041	Wick Mds Gift Shop	0.00		4,700		4,700						4,700
214042	Wick Welcome Center	1.00		23,309		23,309	269	269			58	23,905
214100	Dean-Bus & Pub Affrs	4.25		305,253	432	305,685	4,007	3,991		495	1,493	315,671
214200	Dean - Fine Arts & Comm	3.75		295,685	646	296,331	3,318	3,304	765	232	-8,077	295,873
214300	Dean - Science	4.76		422,687	-15,552	407,135	4,053	3,925		-55,258	26,547	386,402
214400	Dean - Education	5.00		370,887	-75,975	294,912	3,739	7,221	958	61,265	14,999	383,094
214500	Dean - Humanistic Stds	4.50		220,015	2,516	222,531	3,281	3,862		910	7,306	237,890
214600	Dean - Ind & Tech	4.00	1.00	301,080	-592	300,488	3,752	3,946		55,400	10,449	374,035

## FY 1999-2000 REGENTS' BUDGET

## EXPENDITURE SCHEDULE BY PROGRAM CODE

ACCT NO	ANAME TITLE	FTE		FY 98-99 BUDGET	PERMANENT CHANGES	FY 99-00 BASE	BASE INCR	MERIT INCR	PROMOTION RECLASS	PRIORITY ITEMS	REQUESTED ADJUST.	FY 99-00 BUDGET	
		FY 98-99	CHANGE FY 99-00										
214700	Farm Operations	0.00		43,134		43,134					-2,500	40,634	
214710	Horticulture	0.00		6,984		6,984						6,984	
214720	Equine Science	0.00		59,129		59,129						59,129	
214730	Dairy	2.00	-1.00	156,615	-1,319	155,296	360				-64,113	91,543	
214735	Sheep	0.00		2,500		2,500					-2,500	0	
214740	Swine	0.00		12,000		12,000					1,500	13,500	
214770	Pullen Farm	0.00		1,400		1,400					600	2,000	
214920	Academic Council	0.00		2,314		2,314						2,314	
SUBTOTAL -		42.21	-1.00	41.21	2,729,529	-89,344	2,640,185	26,161	29,396	1,723	60,009	-9,391	2,748,083
TOTAL - ACADEMIC SUPPORT		42.21	-1.00	41.21	2,729,529	-89,344	2,640,185	26,161	29,396	1,723	60,009	-9,391	2,748,083
LIBRARY													
214800	Library	41.25	-0.25	41.00	2,463,934	9,897	2,473,831	16,703	15,186		-21,243	-1,085,150	1,399,327
214810	Library Holdings	0.00		0.00	0		0				1,046,775	1,046,775	
214820	Census Microfilm Prog	0.00		0.00	1,900	-1,900	0						0
214822	Interlibrary Loan	0.00		0.00	1,200		1,200						1,200
214823	Library Copy Service	0.00		0.00	25,500		25,500						25,500
SUBTOTAL -		41.25	-0.25	41.00	2,492,534	7,997	2,500,531	16,703	15,186		-21,243	-38,375	2,472,802
TOTAL - LIBRARY		41.25	-0.25	41.00	2,492,534	7,997	2,500,531	16,703	15,186		-21,243	-38,375	2,472,802
STUDENT SERVICES													
214031	Recreation - Carr Health	3.06		3.06	96,981	360	97,341	1,075	770			-447	98,739
215000	Couns/Wom Ctr/Acad Enh Svcs	7.00		7.00	309,704	-777	308,927	4,443	3,887	12,201	372	329,830	
215001	Admissions & Registrar	18.50		18.50	675,822	6,813	682,635	7,664	7,536		-5,226	-11,561	681,048
215002	Health Services	8.10		8.10	332,583	940	333,523	4,145	3,626		250	1,692	343,236
215004	Student Fin Aid	10.00		10.00	423,853	1,154	425,007	4,972	4,351	3,101	3,425	-5,435	435,421
215005	Curris Ctr Admin	3.00		3.00	150,423	965	151,388	2,204	1,928		540	554	156,614
215006	School Relations	11.28	0.72	12.00	600,489	1,377	601,866	5,415	5,448			27,059	639,788
215007	Shield	0.00		0.00	64,475		64,475						64,475
215009	MSU News	0.00		0.00	80,223		80,223						80,223
215010	Catalogs & Bulletins	0.00		0.00	48,753		48,753						48,753
215011	Commencement Expense	0.00		0.00	8,887		8,887						8,887
215012	Recruitment & Retention	0.00		0.00	13,323		13,323						13,323
215017	Afr-Amer Std Svcs/Ethnc Prgs	1.00		1.00	70,069	245	70,314	812				-12,158	58,968
215019	Summer Orientation	0.00		0.00	73,110		73,110						73,110
215028	Univ Scholarships Office	2.00		2.00	90,076	1,347	91,423	1,139	997		600	2,716	96,875
215029	Afr-Amer Std Recr & Retn	0.72	-0.72	0.00	62,158	26	62,184	434				-28,118	34,500
215030	SGA	0.00		0.00	139,627		139,627						139,627
215036	Student Ambassadors	0.00		0.00	2,000		2,000						2,000
215037	Viewbook	0.00		0.00	50,000		50,000						50,000

ACCT NO	ANAME TITLE	FTE			FY 98-99 BUDGET	PERMANENT CHANGES	FY 99-00 BASE	BASE INCR	MERIT INCR	PROMOTION RECLASS	PRIORITY ITEMS	REQUESTED ADJUST.	FY 99-00 BUDGET
		FY 98-99	CHANGE	FY 99-00									
215040	Roads Scholars Program	0.50	0.17	0.67	81,529	-40,680	40,849	240	240		6,295	-2,461	45,163
215055	Residential Colleges-Stu Afr	0.00		0.00	61,920		61,920					-5,196	56,724
215090	Touch Tone Registration	0.00		0.00	9,108		9,108						9,108
215841	Marching Band	0.00		0.00	0	30,000	30,000				-1,400		28,600
215910	MAP Report Office	1.00		1.00	59,234	2,017	61,251	702	702			527	63,182
215950	Career Services	5.00		5.00	209,305	1,124	210,429	2,613	2,247		940	2,067	218,296
216962	Intra-Collegiate Sports	1.00		1.00	91,565	-753	90,812	504	441		-9,000	-160	82,597
218022	Minority Retention	0.00		0.00	36,000		36,000						36,000
SUBTOTAL - STUDENT SERVICES-GENERAL		72.16	0.17	72.33	3,841,217	4,158	3,845,375	36,362	32,173	3,101	8,625	-30,549	3,895,087
STUDENT SVC-ATHLETICS													
211920	Tennis Camp	0.00		0.00	28,650		28,650						28,650
211921	Football Camp	0.00		0.00	15,214		15,214						15,214
211923	Lady Racer BB Camp	0.00		0.00	3,046		3,046						3,046
211925	Golf Camp	0.00		0.00	5,706		5,706						5,706
213709	Baseball Camp	0.00		0.00	4,500		4,500						4,500
215015	Rifle Team	0.30		0.30	14,189	55	14,244	168				3,318	17,730
215800	Athletic Director	3.85	2.15	6.00	215,475	99,129	314,604	4,314	5,833			19,686	344,437
215801	Athletic Media Relations	1.00	1.00	2.00	47,246	16,564	63,810	883	883			842	66,418
215803	Cheerleaders	0.20		0.20	16,120		16,120	98				608	16,826
215804	Football	8.75		8.75	475,096	3,859	478,955	4,716	2,680			-4,355	481,996
215805	Men's Basketball	4.00		4.00	254,722	2,362	257,084	2,602	1,398			324	261,408
215806	Baseball	1.75		1.75	94,241	328	94,569	1,100	1,100			6,159	102,928
215807	Men's/Women's Track	1.75	1.25	3.00	95,877	30,072	125,949	1,006	1,006			4,901	132,862
215808	Men's Tennis	0.40		0.40	31,396		31,396	386	386			9,178	41,346
215809	Men's Golf	0.40		0.40	32,949		32,949	478	478			220	34,125
215810	Compliance	2.00		2.00	82,193	-49,609	32,584	288	288		30,000	-3,132	60,028
215811	Women's Basketball	1.75	1.25	3.00	127,901	9,776	137,677	946	946			11,489	151,058
215812	Women's Tennis	0.75	0.25	1.00	40,945	5,377	46,322	490	490			2,350	49,652
215813	Women's Golf	1.00		1.00	53,873	100	53,973	582	582		115	2,788	58,040
215814	Volleyball	0.75	1.00	1.75	68,509	121	68,630	470	470		963	16,027	86,560
215818	Women's Rowing	0.00	1.00	1.00	74,000	-1,359	72,641	561	561			-254	73,509
215823	Athletic Trainer	1.54		1.54	144,689	2,387	147,076	998	998			68	149,140
215824	Athl Ticket Office	1.00		1.00	44,680	191	44,871	525	525			-112	45,809
215837	Trainer Camp	0.00		0.00	1,500		1,500						1,500
215846	Women's Soccer	0.00	1.00	1.00	10,000	30,000	40,000					13,861	53,861
215849	Athletic Dir Reserve	0.00		0.00	57,936	6,371	64,307				-16,037	-2,908	45,362
215852	Athletic Concessions	0.00		0.00	22,000		22,000						22,000
215853	Athletic Programs	0.00		0.00	5,000	-5,000	0						0
215856	Basketball Camp	0.00		0.00	32,148		32,148						32,148
215890	Other Title IX	0.00		0.00	50,000	-30,000	20,000					-15,000	5,000
SUBTOTAL - STUDENT SVC-ATHLETICS		31.19	8.90	40.09	2,149,801	120,724	2,270,525	20,611	18,624		15,041	66,058	2,390,859
TOTAL - STUDENT SERVICES		103.35	9.07	112.42	5,991,018	124,882	6,115,900	56,973	50,797	3,101	23,666	35,509	6,285,946

ACCT NO	ANAME TITLE	FTE		FY 98-99 BUDGET	PERMANENT CHANGES	FY 99-00 BASE	BASE INCR	MERIT INCR	PROMOTION RECLASS	PRIORITY ITEMS	REQUESTED ADJUST.	FY 99-00 BUDGET
		FY 98-99	CHANGE FY 99-00									
INSTITUTIONAL SUPPORT												
211995	Accr Comp - Instruction	0.00	0.00	10,000		10,000						10,000
213995	Accr Comp - Public Service	0.00	0.00	10,000		10,000						10,000
214014	Office of Equal Opportunity	2.00	2.00	80,957	4,360	85,317	937	937		558	1,456	89,205
214995	Accr Comp - Academic Support	0.00	0.00	5,000		5,000						5,000
215026	Wellness Center	0.50	0.50	22,736		22,736				-198	-67	22,471
215859	Marketing & Promotions	0.00	0.00	6,000	-6,000	0						0
215980	Student Tech Support	0.00	0.00	154,100		154,100					-43,435	110,665
215995	Accr Comp - Student Support	0.00	0.00	10,000		10,000						10,000
216000	Board of Regents	0.00	0.00	8,036		8,036				-70		7,966
216001	President	4.80	0.05	435,325	333	435,658	5,175	5,175		-3,794	-708	441,506
216002	Provost/VP Acad Affrs	5.00	2.00	323,441	89,385	412,826	6,196	6,196	999	-780	45,290	470,727
216003	VP-Institutional Advancement	1.00	1.00	0		0						0
216004	VP-Administrative Services	3.00	3.00	245,758	-3,669	242,089	2,758	2,641		-2,141	7,019	252,366
216005	Legal Services	2.67	1.00	168,836	45,275	214,111	3,194	3,194		1,234	11,240	232,973
216006	Mktg & Public Relations	2.00	2.00	119,341	122	119,463	1,456	1,456		-7,114	951	116,212
216008	Procurement	12.70	0.30	415,780	2,456	418,236	5,544	5,544		-3,509	8,061	433,876
216009	Human Resources	6.53	6.53	281,644	1,085	282,729	4,036	4,036		-2,340	9,287	297,748
216010	Printing Services	7.00	7.00	26,483	716	27,199	2,772	2,448		-231	2,691	34,879
216011	Postal Services	6.00	6.00	200,175	-2,926	197,249	2,249	1,967			-2,071	199,394
216012	Public Safety	17.00	17.00	639,372	4,339	643,711	8,138	8,138		-5,572	-3,185	651,230
216013	Information Systems	4.00	-1.00	147,791	-104,473	43,318	2,923	2,396			-10,113	38,524
216014	Unemployment Comp	0.00	0.00	42,988		42,988						42,988
216015	Employee Tuition Waiver	0.00	0.00	100,000		100,000				25,000		125,000
216016	Public Address Sys	0.00	0.00	7,971		7,971				-300		7,671
216017	Transportation Services	5.50	5.50	253,033	1,561	254,594	2,625	2,625		-2,205	227	257,866
216020	Ofc of Development	8.52	-0.12	419,365	2,876	422,241	4,899	5,208		-4,781	567	428,134
216022	Ofc of Publications	5.50	-0.50	158,416	1,345	159,761	2,196	2,520			-709	163,768
216024	Univ Publications	0.00	0.00	53,158		53,158				-463		52,695
216025	Misc Inst Support	0.00	0.00	88,912		88,912				8,241	-4,276	92,877
216026	Univ Rels & Al Affrs	3.50	3.50	129,207	992	130,199	1,968	1,968			-213	133,922
216030	Accounting & Financial Svcs	12.00	12.00	500,405	1,028	501,433	6,198	6,127		-3,242	11,128	521,644
216031	Budget Office	2.00	2.00	122,878	60	122,938	1,763	1,763		-1,071	3,965	129,358
216032	Bursar's Office	11.00	11.00	382,658	6,492	389,150	4,930	5,002	847	-4,200	-11,152	384,577
216034	Administrative Computing	8.00	8.00	304,890	69,296	374,186	3,149	3,490			3,012	383,837
216039	Netwk & Microcomp Svcs	6.00	1.00	324,993	35,207	360,200	3,720	4,061			13,689	381,670
216041	MSU Staff Congress	0.00	0.00	5,837		5,837						5,837
216042	University Audits	0.00	0.00	58,500		58,500				734		59,234
216045	Operations & Systems	7.00	7.00	648,654	1,077	649,731	4,681	4,681		-17,151	1,232	643,174
216048	Telecomm Support	4.00	4.00	290,338	703	291,041	2,467	1,971			-82,277	213,202
216049	Bad Debt Exp & Coll	0.00	0.00	100,000		100,000						100,000
216050	University Wide Events	0.00	0.00	20,000		20,000				-174		19,826
216052	Academic Comp & Tech Servs	7.20	7.20	251,265	568	251,833	3,633	3,974		115	3,381	262,936
216054	Bank Service Charge	0.00	0.00	55,000	8,000	63,000						63,000
216057	Staff Congress Awards	0.00	0.00	5,970		5,970						5,970
216063	News Bureau	2.00	2.00	84,202	411	84,613	961	961		-734	-488	85,313
216064	Photography	0.00	0.00	3,300		3,300				-29		3,271
216065	Radio-TV/Marketing	1.00	1.00	41,505	73	41,578	479	479		-362	15	42,189
216066	Compl - Reasonable Accom	0.00	0.00	5,000		5,000				-44		4,956

ACCT NO	ANAME TITLE	FTE			FY 98-99 BUDGET	PERMANENT CHANGES	FY 99-00 BASE	BASE INCR	MERIT INCR	PROMOTION RECLASS	PRIORITY ITEMS	REQUESTED ADJUST.	FY 99-00 BUDGET
		FY 98-99	CHANGE	FY 99-00									
216067	Capital Campaign	0.00	1.00	1.00	0	17,000	17,000	340	96		133,000	6,201	156,637
216091	Condata Payroll Software	0.00		0.00	14,415		14,415				1,175		15,590
216092	Student Loan Billing System	0.00		0.00	0		0				8,430	3,000	11,430
216908	Overtime - Public Safety	0.00		0.00	0		0					24,974	24,974
216909	Overtime - General University	0.00		0.00	138,745		138,745					-115,158	23,587
216910	Flexible Spending Plan	0.00		0.00	24,000		24,000						24,000
216925	Inst Planning	2.00		2.00	76,221	798	77,019	1,113	827		-664	-1,348	76,947
216928	Inst Res & Accountability	2.00		2.00	82,810		82,810	640	640		-722	-47	83,321
216960	Workers Compensation	0.00		0.00	457,601		457,601				21,795		479,396
216961	VP-Student Affairs	4.00		4.00	237,252	13,199	250,451	3,304	3,459		-8,746	14,697	263,165
216982	Spouse/Dep. Tuition Waiver	0.00		0.00	205,000		205,000				-25,000		180,000
216983	Mandated Employee Physicals	0.00		0.00	10,000		10,000						10,000
216990	Inst Supt Alloc to Auxs	0.00		0.00	-486,230	28,480	-457,750						-457,750
216995	Accr Comp - Inst Support	0.00		0.00	10,000		10,000						10,000
217015	Overtime - Facilities Mgt	0.00		0.00	0		0					90,184	90,184
217995	Accr Comp - Plant	0.00		0.00	5,000		5,000						5,000
SUBTOTAL -		165.42	3.73	169.15	8,544,034	220,169	8,764,203	94,444	93,980	1,846	104,645	-12,980	9,046,138
TOTAL - INSTITUTIONAL SUPPORT		165.42	3.73	169.15	8,544,034	220,169	8,764,203	94,444	93,980	1,846	104,645	-12,980	9,046,138
OPERATION AND MAINTENANCE OF PLANT													
216912	Util & Req Maint	0.00		0.00	125,551		125,551				-21,094	-5,437	99,020
217000	Facilities Management Admin.	9.00		9.00	376,469	1,517	377,986	5,094	5,094	1,641	-2,705	4,645	391,755
217001	Warehouse Inventory	0.00		0.00	22,387		22,387						22,387
217002	Engr & Arch Svcs	3.00	0.50	3.50	142,516	348	142,864	2,038	2,038		-1,978	23,587	168,549
217003	Building Services	53.00		53.00	1,184,281	8,861	1,193,142	14,891	14,891		-11,068	-7,090	1,204,766
217004	Bldg & Equip Maint	64.00	-1.00	63.00	2,256,314	17,061	2,273,375	27,429	27,429		-15,019	-36,738	2,276,476
217005	Grounds Maint	19.00		19.00	565,665	3,583	569,248	7,156	6,899			-14,993	568,310
217006	General Insurance	0.00		0.00	255,000	-3,947	251,053						251,053
217007	Utilities	0.00		0.00	2,910,388		2,910,388				-25,364		2,885,024
217008	Seasonal Labor	0.00		0.00	40,501		40,501				-5,817		34,684
217009	Utility Contingency	0.00		0.00	67,300		67,300				-2,300		65,000
217010	Environ. Safety & Health	3.00		3.00	177,301	1,199	178,500	2,180	2,180		-1,535	74	181,399
217011	Hazardous Waste	0.00		0.00	42,500		42,500						42,500
217012	HB 622 Capital Const Admin.	2.00	2.50	4.50	119,500		119,500	1,417	1,417			-76,126	46,208
217020	RSEC Utilities	0.00		0.00	533,000		533,000						533,000
217700	Renovation of Facilities	0.00		0.00	109,500		109,500				-954		108,546
SUBTOTAL -		153.00	2.00	155.00	8,928,173	28,622	8,956,795	60,205	59,948	1,641	-87,834	-112,078	8,878,677
TOTAL - OPERATION AND MAINTENANCE OF PLANT		153.00	2.00	155.00	8,928,173	28,622	8,956,795	60,205	59,948	1,641	-87,834	-112,078	8,878,677

## FY 1999-2000 REGENTS' BUDGET

## EXPENDITURE SCHEDULE BY PROGRAM CODE

ACCT NO	ANAME TITLE	FTE		FY 98-99 BUDGET	PERMANENT CHANGES	FY 99-00 BASE	BASE INCR	MERIT INCR	PROMOTION RECLASS	PRIORITY ITEMS	REQUESTED ADJUST.	FY 99-00 BUDGET
		FY 98-99	CHANGE FY 99-00									
SCHOLARSHIPS AND GRANTS - ATHLETICS												
215831	Pell Refund	0.00	0.00	-22,000		-22,000						
215860	Scholarships - Football	0.00	0.00	537,600		537,600					-23,460	-45,460
215861	Scholarships - Basketball	0.00	0.00	133,120		133,120				27,800		565,400
215862	Scholarships - Baseball	0.00	0.00	85,880		85,880				6,890		140,010
215863	Scholarships - Men's Track	0.00	0.00	76,800		76,800				9,700		95,580
215864	Scholarships - Tennis	0.00	0.00	37,120		37,120				3,970		80,770
215865	Scholarships - Men's Golf	0.00	0.00	40,960		40,960				1,920		39,040
215866	Schols-Women's Basketball	0.00	0.00	133,145		133,145				2,120		43,080
215867	Scholarships - Volleyball	0.00	0.00	87,040		87,040				6,865		140,010
215868	Scholarships - Women's Track	0.00	0.00	93,440		93,440				4,500		91,540
215869	Schols - Women's Tennis	0.00	0.00	43,520		43,520				4,830		98,270
215870	Schols - Trainers & Managers	0.00	0.00	16,630		16,630				2,250		45,770
215872	Scholarships - Rifle Team	0.00	0.00	30,720		30,720						16,630
215873	Scholarships - Women's Golf	0.00	0.00	40,960		40,960				1,590		32,310
											2,120	43,080
SUBTOTAL -				1,334,935		1,334,935				74,555	-23,460	1,386,030
TOTAL - SCHOLARSHIPS AND GRANTS - ATHLETIC				1,334,935		1,334,935				74,555	-23,460	1,386,030
SCHOLARSHIPS AND GRANTS												
214994	Gov's Minority Prep Prog	0.00	0.00	5,000		5,000						5,000
215053	National Student Exchange	0.00	0.00	3,000		3,000						3,000
216800	Wk Study Match 25%	0.00	0.00	154,712		154,712						154,712
218000	Foreign Student Sch	0.00	0.00	2,000		2,000						2,000
218001	Mandatory Fee Waiver	0.00	0.00	110,000		110,000						110,000
218002	Tuit Asst N-Res Std	0.00	0.00	1,298,360		1,298,360				96,250		1,394,610
218004	Extended Campus Tuition Waivers	0.00	0.00	140,000		140,000				-20,000		120,000
218007	Scholarships - Comm College	0.00	0.00	16,272		16,272						16,272
218008	Marching Band Stipends	0.00	0.00	60,000	-30,000	30,000				-1,500		28,500
218010	Study Abroad Scholarship	0.00	0.00	5,500		5,500						5,500
218012	G&C Fee Waivers	0.00	0.00	55,000		55,000						55,000
218015	Scholarships - Alumni Grants	0.00	0.00	180,000		180,000				32,500		212,500
218016	Med Tech	0.00	0.00	3,300		3,300						3,300
218017	British Studies	0.00	0.00	7,000		7,000						7,000
218018	KY Fac & Staff Tuition Waivers	0.00	0.00	0		0				55,000		55,000
218019	Sr Citizens	0.00	0.00	12,000		12,000						12,000
218020	GA Tuition Waiver	0.00	0.00	296,480		296,480						296,480
218021	Minority/Mills Scholarships	0.00	0.00	184,000		184,000						184,000
218033	Regensburg Waivers	0.00	0.00	30,960		30,960						30,960
218035	Russian Teacher Waivers	0.00	0.00	16,700		16,700						16,700
218038	Scholarships - Recognition	0.00	0.00	0		0				90,000		90,000
218041	IIS Scholarships	0.00	0.00	0		0				20,000		20,000
218051	Scholarships-Presidential	0.00	0.00	282,000		282,000				27,120		309,120
218052	Scholarships-Regents	0.00	0.00	1,010,536		1,010,536				163,129		1,173,665

ACCT NO	ANAME TITLE	FTE		FY 98-99 BUDGET	PERMANENT CHANGES	FY 99-00 BASE	BASE INCR	MERIT INCR	PROMOTION RECLASS	PRIORITY ITEMS	REQUESTED ADJUST.	FY 99-00 BUDGET
		FY 98-99	CHANGE FY 99-00									
218053	Scholarships-Honor	0.00	0.00	128,030		128,030						128,030
218055	Scholarships-Carr	0.00	0.00	217,000		217,000				123,000		340,000
218056	Scholarships - Provost	0.00	0.00	32,000		32,000				42,800		74,800
218110	KIIS Tuition Waivers	0.00	0.00	160,000		160,000				9,250		169,250
218111	ITV Tuition Waiver	0.00	0.00	11,100		11,100						11,100
SUBTOTAL -				4,420,950	-30,000	4,390,950				637,549		5,028,499
TOTAL - SCHOLARSHIPS AND GRANTS				4,420,950	-30,000	4,390,950				637,549		5,028,499
MANDATORY TRANSFERS												
216075	NMnd Trf/Indirect Cost	0.00	0.00	-45,000		-45,000						-45,000
219000	Mand Trf Loan Match	0.00	0.00	9,819	-5,000	4,819						4,819
219495	E&G Debt Svc Appr	0.00	0.00	3,543,183	-830,170	2,713,013					-1,167,013	1,546,000
219498	Networking Debt Repayment	0.00	0.00	266,292		266,292					43,435	309,727
219499	NMnd Trf/Oper Fr Bkst	0.00	0.00	-77,320		-77,320						-77,320
219902	NMnd Trf/Oper to CERR	0.00	0.00	980,000		980,000						980,000
SUBTOTAL -				4,676,974	-835,170	3,841,804					-1,123,578	2,718,226
TOTAL - MANDATORY TRANSFERS				4,676,974	-835,170	3,841,804					-1,123,578	2,718,226
EDUCATION & GENERAL		1,081.53	9.93 1,091.46	75,654,010	-439,075	75,214,935	687,606	670,478	56,797	1,174,947	-1,203,785	76,600,978
AUXILIARIES												
AUXILIARIES												
312020	Parking	4.50	4.50	243,106	176	243,282	1,430	1,430			-3,479	242,663
312200	Parking Lot Renovation	0.00	0.00	156,938		156,938						156,938
314010	Racer Card Admin	1.00	1.00	67,510	222	67,732	425	425			6,174	74,756
315010	Curris Ctr Opns	8.00	8.00	573,946	1,619	575,565	3,075	3,075			829	582,544
315011	Curris Ctr Recreation	0.00	0.00	38,577		38,577						38,577
315013	Student Act Admin	0.00	0.00	8,855		8,855						8,855
316100	Vending - President	0.00	0.00	4,700		4,700						4,700
316105	Vending - Univ (General)	0.00	0.00	15,000		15,000						15,000
316110	Vending - Acad Affrs	0.00	0.00	32,250		32,250						32,250
316130	VPSA Vending	0.00	0.00	6,368		6,368						6,368
316131	H&D Vending	0.00	0.00	13,000		13,000						13,000
316140	Vending - Inst Advancement	0.00	0.00	0		0						0
316150	Vending - Admin Svcs	0.00	0.00	11,282		11,282						11,282
317100	University Store	13.00	13.00	3,125,000	2,105	3,127,105	4,946	5,224		115	98,041	3,235,431
317110	NMnd Trsfr/Bkst to Oper	0.00	0.00	77,320		77,320						77,320
318010	Residence Life/Housing	32.00	32.00	3,949,569	-36	3,949,533	9,797	8,401		115	-246,645	3,721,201
318015	Hall Director Scholarships	0.00	0.00	55,000		55,000						55,000

## FY 1999-2000 REGENTS' BUDGET

## EXPENDITURE SCHEDULE BY PROGRAM CODE

ACCT NO	ANAME TITLE	FTE		FY 98-99 BUDGET	PERMANENT CHANGES	FY 99-00 BASE	BASE INCR	MERIT INCR	PROMOTION RECLASS	PRIORITY ITEMS	REQUESTED ADJUST.	FY 99-00 BUDGET
		FY 98-99	CHANGE FY 99-00									
318017	Res Halls Student Schol	0.00	0.00	320,650		320,650					14,350	335,000
318020	College Courts	0.00	0.00	244,071		244,071					-13,243	230,828
318025	Res. Col.--Auxiliaries	0.00	1.00	197,291	-24,000	173,291	846	866			9,888	184,891
318030	Lee Clark Res Col	0.00	0.00	1,150		1,150						1,150
318031	Elizabeth H. Woods Res Col	0.00	0.00	1,375		1,375						1,375
318032	HC Franklin/OB Springer Res	0.00	0.00	2,880		2,880						2,880
318033	George Hart Res Col	0.00	0.00	2,500		2,500						2,500
318034	Cleo G. Hester Res Col	0.00	0.00	1,500		1,500						1,500
318035	Regents Residential College	0.00	0.00	1,750		1,750						1,750
318036	James H. Richmond Res Col	0.00	0.00	1,000		1,000						1,000
318037	Springer Hall	0.00	0.00	0		0						0
318038	Robert H. White Res Col	0.00	0.00	1,750		1,750						1,750
318039	Ralph H. Woods Res Col	0.00	0.00	0		0						0
318040	Res. Col. Association	0.00	0.00	5,400		5,400						5,400
318050	H & D Major Maint	0.00	0.00	300,000		300,000						300,000
318296	Housing Debt Service	0.00	0.00	636,993	-4,442	632,551					115,418	747,969
319100	Food Service	95.00	95.00	3,935,237	58,775	3,994,012	22,014	18,552			108,565	4,143,143
319120	Food Serv/Domino's	0.00	0.00	50,000	-50,000	0						0
319121	Food Services/freshens	1.00	1.00	19,369	152	19,521	217	217			-130	19,825
319296	Dining Debt Service	0.00	0.00	91,919	74	91,993						91,993
SUBTOTAL -		154.50	1.00	155.50	14,193,256	-15,355	14,177,901	42,750	38,190	230	89,768	14,348,839
TOTAL - AUXILIARIES		154.50	1.00	155.50	14,193,256	-15,355	14,177,901	42,750	38,190	230	89,768	14,348,839
AUXILIARIES		154.50	1.00	155.50	14,193,256	-15,355	14,177,901	42,750	38,190	230	89,768	14,348,839
GRAND TOTAL		1,236.03	10.93	1,246.96	89,847,266	-454,430	89,392,836	730,356	708,668	56,797	1,175,177	90,949,817

ACCOUNT LINE NAME	EEO	TITLE	GRADE	RATE	TERM	FY 00 FTE	FY 00 BUDGET
<hr/>							
216000 Board of Regents							
2000		Services					1,200
3000		Commodities					1,500
3600		Travel					5,000
3700		Miscellaneous					266
<hr/>							
216000 - Board of Regents		TOTAL				0.00	7,966

ACCOUNT LINE NAME	EEO TITLE	GRADE	RATE	TERM	FY 00 FTE	FY 00 BUDGET
216001 President						
1 Alexander Kern	1.10 President/Univ Distinguished Prof			12	1.00	137,987
2 Rogers Sandra	3.10 Assistant to the President			12	1.00	50,044
3 Garrison Bridgette	4.20 Administrative Secr I	G 7	7.89	1664	0.85	13,122
5 Hunt Jill	4.20 Exec Secr to the President	G 11	13.45	1958	1.00	26,326
6 Choate Al	3.10 Internal Auditor			12	1.00	42,845
500 Undesignated	8.00 Student Wages					20,179
600 Undesignated	9.00 Graduate Assistants					3,600
700 Undesignated	11.00 Temp Non-Exempt					5,425
751 Undesignated	10.00 Temp Ex / Spec Programs					10,916
1000	Salaries & Wages				4.85	310,444
1200	Employee Benefits					67,721
2000	Services					14,518
3000	Commodities					20,940
3600	Travel					25,000
3700	Miscellaneous					2,883
216001 - President	TOTAL				4.85	441,506

ACCOUNT LINE NAME	EEO	TITLE	GRADE	RATE	TERM	FY 00 FTE	FY 00 BUDGET
216925 Inst Planning							
3 Posey	Marian	1.20 Director			12	1.00	43,022
4 Buchanan	Kristie	4.20 Administrative Secretary I	G 7	7.44	1958	1.00	14,564
1000		Salaries & Wages				2.00	57,586
1200		Employee Benefits					16,690
2000		Services					111
3000		Commodities					1,560
3600		Travel					500
3700		Miscellaneous					500
216925 - Inst Planning						TOTAL	2.00 76,947

ACCOUNT LINE NAME	EEO	TITLE	GRADE	RATE	TERM	FY 00 FTE	FY 00 BUDGET	
216005 Legal Services								
2 Rall	John	1.20 General Counsel			12	1.00	80,450	
3 Chadwick	Linda	4.20 Legal Secretary	G 11	12.00	1958	1.00	23,500	
4 McDougal	Charlotte	4.20 Executive Secretary	G 10	14.56	1305	0.67	19,000	
5 Groves	Teresa	3.10 Associate Attorney			12	1.00	47,250	
500 Undesignated		8.00 Student Wages					3,473	
1000		Salaries & Wages				3.67	173,673	
1200		Employee Benefits					41,418	
2000		Services					5,609	
3000		Commodities					4,324	
3600		Travel					2,043	
3700		Miscellaneous					5,906	
216005 - Legal Services						TOTAL	3.67	232,973

ACCOUNT LINE NAME	EEO TITLE	GRADE	RATE	TERM	FY 00 FTE	FY 00 BUDGET
214014 Office of Equal Opportunity						
1 Fields	Annazette	1.20	Dir Equal Oppor/ADA Compl	12	1.00	50,000
2 Vacant		4.20	Administrative Secretary III	G 9 7.73 1958	1.00	15,135
500 Undesignated		8.00	Student Wages			760
1000			Salaries & Wages		2.00	65,895
1200			Employee Benefits			14,781
2000			Services			2,503
3000			Commodities			2,943
3600			Travel			2,400
3700			Miscellaneous			683
214014 - Office of Equal Opportunity					TOTAL	2.00 89,205

ACCOUNT LINE NAME	EEO TITLE	GRADE	RATE	TERM	FY 00 FTE	FY 00 BUDGET
<hr/>						
216066 Compl - Reasonable Accom						
500 Undesignated	8.00 Student Wages					250
1000	Salaries & Wages					250
3000	Commodities					3,506
6000	Capital Outlay					1,200
<hr/>						
216066 - Compl - Reasonable Accom	TOTAL				0.00	4,956

ACCOUNT LINE NAME	EEO TITLE	GRADE	RATE	TERM	FY 00 FTE	FY 00 BUDGET
216928 Inst Res & Accountability						
1 Muscio Fugen	3.10 Coord of Inst Research			12	1.00	33,579
4 Vacant	4.20 Research Clerk	G 8	6.63	1958	1.00	12,982
1000	Salaries & Wages				2.00	46,561
1200	Employee Benefits					10,984
2000	Services					3,000
3000	Commodities					5,000
3600	Travel					6,000
3700	Miscellaneous					11,776
216928 - Inst Res & Accountability	TOTAL				2.00	83,321

ACCOUNT LINE NAME	EEO TITLE	GRADE	RATE	TERM	FY 00 FTE	FY 00 BUDGET
<hr/>						
216050 University Wide Events						
3000	Commodities					15,000
3600	Travel					3,826
3700	Miscellaneous					1,000
<hr/>						
216050 - University Wide Events	TOTAL				0.00	19,826

ACCOUNT LINE NAME	EEO	TITLE	GRADE	RATE	TERM	FY 00 FTE	FY 00 BUDGET
215800 Athletic Director							
1 Dennison	E. W.	1.20 Athletic Director				12 1.00	82,159
2 Brockman	Thomas	3.10 Asst Athl Dir for Mktg & Promotions				12 1.00	45,230
3 Blalock	Richard	3.10 Physician Team					1,695
4 Houston	H.E.	3.10 Physician Team					1,695
5 Simmons	Margaret	3.10 Asst Athl Dir/Acad & Compliance				12 1.00	47,468
6 Vacant		3.10 Marketing & Promotions Specialist				12 1.00	18,000
7 Futrell	Janet	3.10 Asst Athl Director for Finance				12 1.00	29,685
8 Russell	Sharon	4.20 Administrative Secretary I	G 7	9.92	1958	1.00	19,424
500 Undesignated		8.00 Student Wages					661
750 Undesignated		10.00 Administrative Assistants					25,627
1000		Salaries & Wages				6.00	271,644
1200		Employee Benefits					62,978
2000		Services					5,000
3000		Commodities					1,000
3600		Travel					3,815
215800 - Athletic Director		TOTAL				6.00	344,437

ACCOUNT LINE NAME	EEO TITLE	GRADE	RATE	TERM	FY 00 FTE	FY 00 BUDGET
215849 Athletic Dir Reserve						
2000	Services					
3700	Miscellaneous					45,362
9000	SUBTOTAL					45,362
9001	Revenue (Acct 1-15828-0490)					-145,000
215849 - Athletic Dir Reserve	STATE FUNDING				0.00	-99,638

ACCOUNT LINE NAME	EEO	TITLE	GRADE	RATE	TERM	FY 00 FTE	FY 00 BUDGET
215801 Athletic Media Relations							
1 Parker Stephen		3.10 Sports Information Director			12	1.00	28,103
2 Snow David		3.10 Asst Sports Info Dir			12	1.00	18,828
500 Undesignated		8.00 Student Wages					3,000
750 Internship		10.00 Temp Exempt					
1000		Salaries & Wages				2.00	49,931
1200		Employee Benefits					13,487
2000		Services					2,000
3600		Travel					1,000
215801 - Athletic Media Relations						TOTAL	2.00 66,418

ACCOUNT LINE NAME	EEO TITLE	GRADE	RATE	TERM	FY 00 FTE	FY 00 BUDGET
<hr/>						
215803 Cheerleaders						
1 Vacant	3.10 Cheerleader Sponsor			12	0.20	4,998
750 Undesignated	10.00 Temp Exempt					1,065
1000	Salaries & Wages				0.20	6,063
1200	Employee Benefits					1,366
3600	Travel					9,397
3700	Miscellaneous					
<hr/>						
215803 - Cheerleaders	TOTAL				0.20	16,826

ACCOUNT LINE NAME	EEO TITLE	GRADE	RATE TERM	FY 00 FTE	FY 00 BUDGET
215015 Rifle Team					
1 Vacant	3.10 Riflery Coach		12	0.30	8,574
1000	Salaries & Wages			0.30	8,574
1200	Employee Benefits				2,156
2000	Services				100
3000	Commodities				2,400
3600	Travel				4,500
215015 - Rifle Team	TOTAL			0.30	17,730

ACCOUNT LINE NAME	EEO TITLE	GRADE	RATE	TERM	FY 00 FTE	FY 00 BUDGET
<hr/>						
215872 Scholarships - Rifle Team						
4000	Scholarships & Fin. Aid					32,310
						<hr/>
215872 - Scholarships - Rifle Team	TOTAL				0.00	32,310

ACCOUNT LINE NAME	EEO	TITLE	GRADE	RATE	TERM	FY 00 FTE	FY 00 BUDGET
215804 Football							
1 Johnson	Denver	3.10 Head Football Coach			12	1.00	79,151
2 Purnsley	Ernesto	3.10 Assistant Football Coach			12	1.00	26,062
3 McDaniel	William	3.10 Assistant Football Coach			12	1.00	44,720
4 Vacant		3.10 Assistant Football Coach			12	1.00	43,000
5 McCray	Paul	3.10 Assistant Football Coach			12	1.00	25,187
6 McClain	Larry	3.10 Assistant Football Coach			12	0.75	29,379
6		2.55 [Lecturer - HPER (211408) ]			12 [	0.25] [	9,792]
6		[Total]			[	1.00] [	39,171]
7 Vacant		3.10 Assistant Football Coach			12	1.00	24,000
8 Vacant		3.10 Equipment Manager			12	1.00	24,000
9 Riddle	Sherilyn	4.20 Administrative Secretary I	G 7	7.16	1958	1.00	14,020
750 Undesignated		10.00 Restricted Duties Coaches					32,417
1000		Salaries & Wages				8.75	341,936
1200		Employee Benefits					85,060
2000		Services					10,000
3000		Commodities					20,000
3600		Travel					25,000
9000		SUBTOTAL				8.75	481,996
9001		Revenue (Acct 1-15804-0459)					-131,795
215804 - Football		STATE FUNDING				8.75	350,201

ACCOUNT LINE NAME	EEO TITLE	GRADE	RATE	TERM	FY 00 FTE	FY 00 BUDGET
215860 Scholarships - Football						
4000	Scholarships & Fin. Aid					565,400
215860 - Scholarships - Football	TOTAL				0.00	565,400

ACCOUNT LINE NAME	EEO	TITLE	GRADE	RATE	TERM	FY 00 FTE	FY 00 BUDGET
215805 Men's Basketball							
1 Anderson	Tevester	3.10 Head Basketball Coach			12	1.00	70,000
2 Vacant		3.10 Asst Men's Basketball Coach			12	1.00	35,000
3 Hodges	William	3.10 Asst Men's Basketball Coach			12	1.00	45,900
4 Whitaker	Cheryl	4.20 Administrative Secretary I	G 7	9.30	1958	1.00	18,205
750 Undesignated		10.00 Restricted Duties Coaches					15,562
1000		Salaries & Wages				4.00	184,667
1200		Employee Benefits					42,741
2000		Services					18,000
3000		Commodities					6,000
3600		Travel					10,000
9000		SUBTOTAL				4.00	261,408
9001		Revenue (Acct 1-15805-0459)					-341,675
215805 - Men's Basketball		STATE FUNDING				4.00	-80,267

ACCOUNT LINE NAME	EEO TITLE	GRADE	RATE	TERM	FY 00 FTE	FY 00 BUDGET
215861 Scholarships - Basketball						
4000	Scholarships & Fin. Aid					140,010
215861 - Scholarships - Basketball	TOTAL				0.00	140,010

ACCOUNT LINE NAME	EEO	TITLE	GRADE	RATE	TERM	FY 00 FTE	FY 00 BUDGET
215806 Baseball							
1 Thieke Michael		3.10 Head Baseball Coach			12	0.75	28,811
1		2.55 [Lecturer - HPER (211408) ]			12 [	0.25] [	9,605]
1		[Total]			[	1.00] [	38,416]
2 Osborne Bart		3.10 Assistant Baseball Coach			12	1.00	28,383
750 Undesignated		10.00 Restricted Duties Coach					11,681
1000		Salaries & Wages				1.75	68,875
1200		Employee Benefits					21,053
2000		Services					3,000
3000		Commodities					2,000
3600		Travel					8,000
215806 - Baseball		TOTAL				1.75	102,928

ACCOUNT LINE NAME	EEO TITLE	GRADE	RATE	TERM	FY 00 FTE	FY 00 BUDGET
<hr/>						
215862 Scholarships - Baseball						
4000	Scholarships & Fin. Aid					95,580
<hr/>						
215862 - Scholarships - Baseball	TOTAL				0.00	95,580

ACCOUNT LINE NAME	EEO	TITLE	GRADE	RATE	TERM	FY 00 FTE	FY 00 BUDGET
215807 Men's/Women's Track							
1 Doty	Robert	3.10 Track & Field Coach			12	1.00	33,510
2 Church	Brian	3.10 Assistant Track & Cross-Country Coach			12	1.00	18,828
3 Vacant		3.10 Asst Track & Cross-Country Coach			12	1.00	18,828
750 Undesignated		10.00 Restricted Duties Coach					5,520
1000		Salaries & Wages				3.00	76,686
1200		Employee Benefits					20,176
2000		Services					1,000
3000		Commodities					6,000
3600		Travel					29,000
215807 - Men's/Women's Track						TOTAL	3.00 132,862

ACCOUNT LINE NAME	EEO TITLE	GRADE	RATE	TERM	FY 00 FTE	FY 00 BUDGET
<hr/>						
215863 Scholarships - Men's Track						
4000	Scholarships & Fin. Aid					80,770
						<hr/>
215863 - Scholarships - Men's Track	TOTAL				0.00	80,770

ACCOUNT LINE NAME	EEO TITLE	GRADE	RATE	TERM	FY 00 FTE	FY 00 BUDGET
<hr/>						
215868 Scholarships - Women's Track						
4000	Scholarships & Fin. Aid					98,270
<hr/>						
215868 - Scholarships - Women's Track	TOTAL				0.00	98,270

ACCOUNT LINE NAME	EEO	TITLE	GRADE	RATE	TERM	FY 00 FTE	FY 00 BUDGET
215808 Men's Tennis							
1 Purcell	Mel	3.10 Tennis Coach			12	0.40	20,091
1000		Salaries & Wages				0.40	20,091
1200		Employee Benefits					4,255
2000		Services					2,000
3000		Commodities					4,000
3600		Travel					10,800
3700		Miscellaneous					200
215808 - Men's Tennis						0.40	41,346
TOTAL							

ACCOUNT LINE NAME	EEO TITLE	GRADE	RATE	TERM	FY 00 FTE	FY 00 BUDGET
<hr/>						
215864 Scholarships - Tennis						
4000	Scholarships & Fin. Aid					39,040
<hr/>						
215864 - Scholarships - Tennis	TOTAL				0.00	39,040

ACCOUNT LINE NAME	EEO	TITLE	GRADE	RATE	TERM	FY 00 FTE	FY 00 BUDGET
215809 Men's Golf							
1 Hewitt	Raymond	3.10 Men's Golf Coach			12	0.40	24,863
1000		Salaries & Wages				0.40	24,863
1200		Employee Benefits					5,262
3600		Travel					4,000
215809 - Men's Golf						0.40	34,125
		TOTAL					

ACCOUNT LINE NAME	EEO TITLE	GRADE	RATE	TERM	FY 00 FTE	FY 00 BUDGET
215865 Scholarships - Men's Golf						
4000	Scholarships & Fin. Aid					43,080
215865 - Scholarships - Men's Golf	TOTAL				0.00	43,080

ACCOUNT LINE NAME	EEO TITLE	GRADE	RATE	TERM	FY 00 FTE	FY 00 BUDGET
215810 Compliance						
1 Vacant	3.10 Compliance Officer			12	1.00	30,000
2 Morrow Crystal	4.20 Administrative Secretary I	G 7	7.66	1958	1.00	14,995
700 Undesignated	11.00 Temp Non-Exempt (Overtime)					1,900
750 Internship	10.00 Temp exempt					
1000	Salaries & Wages				2.00	46,895
1200	Employee Benefits					13,133
215810 - Compliance					TOTAL	2.00 60,028

ACCOUNT LINE NAME	EEO TITLE	GRADE	RATE	TERM	FY 00 FTE	FY 00 BUDGET
215811 Women's Basketball						
1 Fields Edward	3.10 Women's Basketball Coach			12	1.00	49,210
2 Vacant	3.10 Asst Women's Basketball Coach			12	1.00	22,180
3 Vacant	3.10 Asst Women's Basketball Coach			12	1.00	16,820
750 Undesignated	10.00 Restricted Duties Coach					4,000
1000	Salaries & Wages				3.00	92,210
1200	Employee Benefits					25,848
2000	Services					5,000
3000	Commodities					8,000
3600	Travel					20,000
215811 - Women's Basketball	TOTAL				3.00	151,058

ACCOUNT LINE NAME	EEO TITLE	GRADE	RATE	TERM	FY 00 FTE	FY 00 BUDGET
215866 Schols-Women's Basketball						
4000	Scholarships & Fin. Aid					140,010
215866 - Schols-Women's Basketball	TOTAL				0.00	140,010

ACCOUNT LINE NAME	EEO	TITLE	GRADE	RATE	TERM	FY 00 FTE	FY 00 BUDGET
215812 Women's Tennis							
1 Keasling	Connie	3.10 Head Coach/Asst Acad Coord			12	1.00	25,482
1		[NCAA Academic Grant]					[ 11,759]
1		[Total]				[ 1.00]	[ 37,241]
1000		Salaries & Wages				1.00	25,482
1200		Employee Benefits					7,170
2000		Services					2,000
3000		Commodities					4,000
3600		Travel					10,800
3700		Miscellaneous					200
215812 - Women's Tennis						1.00	49,652

ACCOUNT LINE NAME	EEO TITLE	GRADE	RATE	TERM	FY 00 FTE	FY 00 BUDGET
215869 Schols - Women's Tennis						
4000	Scholarships & Fin. Aid					45,770
215869 - Schols - Women's Tennis	TOTAL				0.00	45,770

ACCOUNT LINE NAME	EEO	TITLE	GRADE	RATE	TERM	FY 00 FTE	FY 00 BUDGET
215814 Volleyball							
1 Schwepker David		3.10 Head Volleyball Coach				12 0.75	24,461
1		2.55 [Lecturer - HPER (211408) ]				12 [ 0.25] [	8,154]
1		[Total]				[ 1.00] [	32,615]
2 Vacant		3.10 Asst Women's Volleyball Coach				12 1.00	16,000
750 Undesignated		10.00 Restricted Earnings Coach					
1000		Salaries & Wages				1.75	40,461
1200		Employee Benefits					12,099
2000		Services					4,000
3000		Commodities					5,000
3600		Travel					24,800
3700		Miscellaneous					200
215814 - Volleyball						1.75	86,560

ACCOUNT LINE NAME	EEO TITLE	GRADE	RATE	TERM	FY 00 FTE	FY 00 BUDGET
215867 Scholarships - Volleyball						
4000	Scholarships & Fin. Aid					91,540
215867 - Scholarships - Volleyball	TOTAL				0.00	91,540

ACCOUNT LINE NAME	EEO	TITLE	GRADE	RATE	TERM	FY 00 FTE	FY 00 BUDGET	
215813 Women's Golf								
1 Milkman	Velvet	3.10 Head Coach			10	1.00	30,369	
1000		Salaries & Wages				1.00	30,369	
1200		Employee Benefits					7,171	
2000		Services					1,000	
3000		Commodities					4,500	
3600		Travel					15,000	
215813 - Women's Golf							58,040	
TOTAL							1.00	58,040

ACCOUNT LINE NAME	EEO	TITLE	GRADE	RATE	TERM	FY 00 FTE	FY 00 BUDGET
215873 Scholarships - Women's Golf							
4000		Scholarships & Fin. Aid					43,080
215873 - Scholarships - Women's Golf		TOTAL				0.00	43,080

**6/18/99 BOARD OF REGENTS  
MEETING**

**(CONTINUED)**

**ATTACHMENT #11 (Pages 37-398)**

**ATTACHMENT #12**

ACCOUNT LINE NAME	EEO TITLE	GRADE	RATE	TERM	FY 00 FTE	FY 00 BUDGET
215818 Women's Rowing						
1 McMonigle Kelly	3.10 Head Rowing Coach			12	1.00	29,163
600 Undesignated	9.00 Graduate Assistants					4,000
1000	Salaries & Wages				1.00	33,163
1200	Employee Benefits					7,946
2000	Services					1,000
3000	Commodities					10,000
3600	Travel					21,000
3700	Miscellaneous					400
9000	SUB-TOTAL				1.00	73,509
9001	Revenue (Acct 1-11200-0480)					-70,000
215818 - Women's Rowing	STATE FUNDING				1.00	3,509

ACCOUNT LINE NAME	EEO TITLE	GRADE	RATE	TERM	FY 00 FTE	FY 00 BUDGET
215846 Women's Soccer						
1 Vacant	3.10 Head Women's Soccer Coach			12	1.00	28,000
600 Undesignated	9.00 Graduate Assistants					4,000
1000	Salaries & Wages				1.00	32,000
1200	Employee Benefits					7,061
2000	Services					800
3000	Commodities					3,000
3600	Travel					10,500
3700	Miscellaneous					500
9000	SUB-TOTAL				1.00	53,861
9001	Revenue (Acct 1-11200-0480)					-55,000
215846 - Women's Soccer	STATE FUNDING				1.00	-1,139

ACCOUNT LINE NAME	EEO TITLE	GRADE	RATE	TERM	FY 00 FTE	FY 00 BUDGET
215890 Other Title IX						
3700	Miscellaneous					5,000
9000	SUB-TOTAL					5,000
9001	Revenue (Acct 1-11200-0480)					-5,000
215890 - Other Title IX	STATE FUNDING				0.00	0

ACCOUNT LINE NAME	EEO	TITLE	GRADE	RATE	TERM	FY 00 FTE	FY 00 BUDGET
215823 Athletic Trainer							
1 Lollar Charles		3.10 Head Athletic Trainer				12 0.75	27,056
1		2.55 [Lecturer - HPER (211408) ]				12 [ 0.25] [	9,020]
1		[Total]				[ 1.00] [	36,076]
3 Frederick Eric		3.10 Assistant Athletic Trainer				12 0.79	24,848
3		2.55 [Lecturer - HPER (211408) ]				12 [ 0.21] [	6,497]
3		[Total]				[ 1.00] [	31,345]
600 Undesignated		9.00 Graduate Assistants					5,000
1000		Salaries & Wages				1.54	56,904
1200		Employee Benefits					15,836
1400		Other Personnel Costs					25,000
2000		Services					36,400
3000		Commodities					15,000
215823 - Athletic Trainer		TOTAL				1.54	149,140

ACCOUNT LINE NAME	EEO TITLE	GRADE	RATE	TERM	FY 00 FTE	FY 00 BUDGET
<u>215870 Schols - Trainers &amp; Managers</u>						
4000	Scholarships & Fin. Aid					16,630
215870 - Schols - Trainers & Managers	TOTAL				0.00	16,630

ACCOUNT LINE NAME	EEO	TITLE	GRADE	RATE	TERM	FY 00 FTE	FY 00 BUDGET
215824 Athl Ticket Office							
1 Edwards	Saundra	3.10 Ticket Manager			12	1.00	27,300
700 Undesignated		11.00 Game Workers					5,000
750 Undesignated		10.00 Game Workers					2,000
1000		Salaries & Wages				1.00	34,300
1200		Employee Benefits					9,509
2000		Services					1,000
3000		Commodities					1,000
215824 - Athl Ticket Office		TOTAL				1.00	45,809

ACCOUNT LINE NAME	EEO	TITLE	GRADE	RATE	TERM	FY 00 FTE	FY 00 BUDGET
<hr/>							
215852 Athletic Concessions							
2000		Services					6,000
3000		Commodities					16,000
9000		SUBTOTAL					22,000
9001		Revenue (Acct 1-15852-0461)					-80,000
<hr/>							
215852 - Athletic Concessions		STATE FUNDING				0.00	-58,000

ACCOUNT LINE NAME	EEO TITLE	GRADE	RATE	TERM	FY 00 FTE	FY 00 BUDGET
215853 Athletic Programs						
3000	Commodities					
9000	SUBTOTAL					
9001	Revenue (Acct 1-15853-0461)					
9001	Revenue (Acct 1-15853-0458)					
215853 - Athletic Programs	STATE FUNDING				0.00	0

ACCOUNT LINE NAME	EEO	TITLE	GRADE	RATE	TERM	FY 00 FTE	FY 00 BUDGET
<hr/>							
215859 Marketing & Promotions							
3000		Commodities					
3600		Travel					
9000		SUBTOTAL					
9001		Revenue (Acct 1-15859-0458)					
<hr/>							
215859 - Marketing & Promotions		STATE FUNDING				0.00	0

ACCOUNT LINE NAME	EEO TITLE	GRADE	RATE	TERM	FY 00 FTE	FY 00 BUDGET
215831 Pell Refund						
4000	Scholarships & Fin. Aid					-45,460
215831 - Pell Refund	TOTAL				0.00	-45,460

ACCOUNT LINE NAME	EEO TITLE	GRADE	RATE	TERM	FY 00 FTE	FY 00 BUDGET
211920 Tennis Camp						
750 Undesignated	10.00 (Transferred to Continuing Educ)					
1000	Salaries & Wages					
1200	Employee Benefits					
1400	Other Personnel Costs					
2000	Services					
3000	Commodities					
3600	Travel					
3700	Miscellaneous					
9000	SUBTOTAL					
9001	Revenue (Acct 1-11920-0464)					
211920 - Tennis Camp	STATE FUNDING				0.00	0

ACCOUNT LINE NAME	EEO TITLE	GRADE	RATE	TERM	FY 00 FTE	FY 00 BUDGET
211921 Football Camp						
750 Undesignated	10.00 (Transferred to Cont Educ)					
1000	Salaries & Wages					
1200	Employee Benefits					
1400	Other Personnel Costs					
2000	Services					
3000	Commodities					
3600	Travel					
3700	Miscellaneous					
9000	SUBTOTAL					
9001	Revenue (Acct 1-11921-0464)					
211921 - Football Camp	STATE FUNDING				0.00	0

ACCOUNT LINE NAME	EEO TITLE	GRADE	RATE	TERM	FY 00 FTE	FY 00 BUDGET
215856 Basketball Camp						
750 Undesignated	10.00 (Transferred to Cont Educ)					
1000	Salaries & Wages					
1200	Employee Benefits					
1400	Other Personnel Costs					
2000	Services					
3000	Commodities					
3700	Miscellaneous					
9000	SUBTOTAL					
9001	Revenue (Acct 1-15856-0464)					
215856 - Basketball Camp	STATE FUNDING				0.00	0

ACCOUNT LINE NAME	EEO TITLE	GRADE	RATE	TERM	FY 00 FTE	FY 00 BUDGET
<hr/>						
211923 Lady Racer BB Camp						
750 Undesignated	10.00 (Transferred to Cont Educ)					
1000	Salaries & Wages					
1200	Employee Benefits					
1400	Other Personnel Costs					
2000	Services					
3000	Commodities					
9000	SUBTOTAL					
9001	Revenue (Acct 1-11923-0464)					
211923 - Lady Racer BB Camp	STATE FUNDING				0.00	0

ACCOUNT LINE NAME	EEO TITLE	GRADE	RATE	TERM	FY 00 FTE	FY 00 BUDGET
211925 Golf Camp						
750 Undesignated	10.00 (Transferred to Cont Educ)					
1000	Salaries & Wages					
1200	Employee Benefits					
1400	Other Personnel Costs					
2000	Services					
3000	Commodities					
9000	SUBTOTAL					
9001	Revenue (Acct 1-11925-0464)					
211925 - Golf Camp	STATE FUNDING				0.00	0

ACCOUNT LINE NAME	EEO TITLE	GRADE	RATE	TERM	FY 00 FTE	FY 00 BUDGET
213709 Baseball Camp						
1400	Other Personnel Costs					2,000
2000	Services					500
3000	Commodities					1,000
3600	Travel					1,000
9000	SUBTOTAL					4,500
9001	Revenue (Acct 1-13709-0500)					-4,500
213709 - Baseball Camp	STATE FUNDING				0.00	0

ACCOUNT LINE NAME	EEO TITLE	GRADE	RATE	TERM	FY 00 FTE	FY 00 BUDGET
215837 Trainer Camp						
2000	Services					100
3000	Commodities					1,400
9000	SUBTOTAL					1,500
9001	Revenue (Acct 1-15837-0500)					-1,500
215837 - Trainer Camp	STATE FUNDING				0.00	0

ACCOUNT LINE NAME	EEO	TITLE	GRADE	RATE	TERM	FY 00 FTE	FY 00 BUDGET
216002 Provost/VP Acad Affrs							
1 Brockway	Gary	1.10 Interim Provost/Vice Pres/Prof			12	1.00	103,019
2 Todd	Timothy	1.30 Int Asst Provost/Asst Professor/Coord Roads Schol			12	1.00	48,721
3 Price	William	1.30 Interim Assoc Provost / Coord Gr St / Prof			12	1.00	90,612
4 Rose	Barbara	3.10 Administrative Assistant			12	1.00	39,985
5 Hargrove	Mary	4.20 Executive Secretary	G 10	11.62	1958	1.00	22,744
6 Haley	Sheila	4.20 Secretary/Publications Specialist	G 10	10.16	1958	1.00	19,894
7 Vacant		4.20 Administrative Secretary I	G 7	7.36	1958	1.00	14,411
500 Undesignated		8.00 Student Wages					15,195
1000		Salaries & Wages				7.00	354,581
1200		Employee Benefits					88,069
2000		Services					14,000
3000		Commodities					5,500
3600		Travel					4,500
3700		Miscellaneous					4,077
216002 - Provost/VP Acad Affrs						TOTAL	7.00 470,727

ACCOUNT LINE NAME	EEO TITLE	GRADE	RATE TERM	FY 00 FTE	FY 00 BUDGET
215001 Admissions & Registrar					
1 Bryan, Jr. Phillip	1.30 Dean Admissions and Registrar			12 1.00	77,876
3 Parm Jan	3.10 Asst Registrar			12 1.00	28,261
5 Thompson Barbara	4.20 Graduate Specialist	G 10	10.23 1958	1.00	20,037
6 Smith Mary	3.10 Coord of Adm & Reg Systems			12 1.00	37,818
7 Jackson Kristina	3.10 Registration Coordinator			12 1.00	25,105
11 Matheny Lisa	4.20 Graduate Admissions Clerk	G 9	8.68 1958	1.00	17,003
12 Hutson Sue Anne	4.20 Certification/Transcription Clerk	G 9	10.27 1958	1.00	20,117
13 Kerr Katherine	3.10 Coord of Admissions Services			12 1.00	32,983
14 Garrison Renee	4.20 Degree Clerk	G 9	8.04 1958	1.00	15,741
15 Shultz Janis	4.20 Clerk III	G 9	9.42 1958	1.00	18,450
16 Bell Stacy	4.20 Undergraduate Admissions Clerk	G 9	8.18 1958	1.00	16,018
19 Yarbrough Susan	4.20 Administrative Secretary I	G 7	7.46 1958	1.00	14,614
20 Brown Kathy	4.20 Registration Clerk	G 8	7.65 1958	1.00	14,974
21 Mohler Kathy	4.20 International/BIS Clerk	G 8	8.28 1958	1.00	16,214
22 Chesterfield Beverly	4.20 Student Data Clerk	G 8	7.36 1958	1.00	14,411
23 Vacant	4.20 Clerk Typist II	G 6	6.90 1958	1.00	13,508
26 Hopkins Kristi	4.20 Transfer Admissions Clerk	G 9	8.42 1958	1.00	16,494
27 Roberts Tracy	3.10 Research/NCAA Specialist			12 1.00	22,050
28 Vacant	4.20 Electronic Transcript Clerk	G 6	6.79 1044	0.50	7,086
29 Hussung Karl	2.15 Faculty Representative				2,886
500 Undesignated	8.00 Student Wages				45,502
1000	Salaries & Wages			18.50	477,148
1200	Employee Benefits				122,952
2000	Services				42,112
3000	Commodities				26,119
3600	Travel				5,393
3700	Miscellaneous				7,324
9000	SUBTOTAL			18.50	681,048
9001	Revenue (Acct 1-15910-0482)				-11,151
215001 - Admissions & Registrar	STATE FUNDING			18.50	669,897

ACCOUNT LINE NAME	EEO	TITLE	GRADE	RATE	TERM	FY 00 FTE	FY 00 BUDGET
<hr/>							
215090 Touch Tone Registration							
2000		Services					9,108
9000		SUB-TOTAL					9,108
9001		Revenue (Acct 1-11201-0170)					-9,108
<hr/>							
215090 - Touch Tone Registration		STATE FUNDING				0.00	0

ACCOUNT LINE NAME	EEO	TITLE	GRADE	RATE	TERM	FY 00 FTE	FY 00 BUDGET
215910 MAP Report Office							
1 Harris Donna	3.10	Assoc Reg/MAP Coord			12	1.00	36,519
500 Undesignated	8.00	Student Wages					2,713
1000		Salaries & Wages				1.00	39,232
1200		Employee Benefits					9,499
2000		Services					3,400
3000		Commodities					4,000
3600		Travel					5,051
3700		Miscellaneous					2,000
9000		SUBTOTAL				1.00	63,182
9001		Revenue (Acct 1-15910-0464)					-63,182
215910 - MAP Report Office		STATE FUNDING				1.00	0

ACCOUNT LINE NAME	EEO	TITLE	GRADE	RATE	TERM	FY 00 FTE	FY 00 BUDGET
211514 Inst for Int'l Studies							
1 Basile Michael	1.20	Director				12 0.50	36,400
1	1.20	[Director - ELI (2-11529) ]				12 [ 0.50] [	36,400]
1		[Total]				[ 1.00] [	72,800]
2	3.10	(Transferred to ELI (2-11529) )					
3	3.10	(Transferred to ELI (2-11529) )					
5 Chaverri Isis	3.10	International Student Advisor				12 1.00	31,491
6 Miller Fred	2.15	Coordinator - Global Studies [Sabbt. 1/1-5/31/00]				12	9,585
6	2.15	[Prof - Mgt/Mktg (211104) ]				10 [ 0.50] [	35,723]
6	2.15	[Professor - TSM - B&PA M (2-11735) ]				10 [ 0.50] [	35,723]
6		[Total]				[ 1.00] [	81,031]
7	3.10	(Transferred to ELI (2-11529) )					
8	3.10	(Transferred to ELI (2-11529) )					
9	3.10	(Transferred to ELI (2-11529) )					
10	3.10	(Transferred to ELI (2-11529) )					
11	3.10	(Transferred to ELI (2-11529) )					
12 Bartnik Linda	3.10	Coordinator				12 1.00	26,140
13	4.20	(Transferred to ELI (2-11529) )					
14 Walker Elva	4.20	Administrative Secretary III	G 9	9.77	1958	1.00	19,132
15	4.20	(Transferred to ELI (2-11529) )					
16 Morgan Michael	2.25	Coord - Recruitment				12	3,456
16	2.25	[Assoc Prof - English (211501-30)]				10 [ 1.00] [	39,569]
16		[TOTAL]				[ 1.00] [	43,025]
17	3.10	(Transferred to ELI (2-11529) )					
18	4.20	(Transferred to ELI 2-11529) )					
500 Undesignated	8.00	Student Wages					3,000
600 Undesignated	9.00	(Transferred to ELI (2-11529) )					
750 Undesignated	10.00	(Transferred to ELI (2-11529) )					
1000		Salaries & Wages				3.50	129,204
1200		Employee Benefits					33,651
2000		Services					10,501
3000		Commodities					6,700
3600		Travel					6,000
3700		Miscellaneous					2,500

ACCOUNT LINE NAME	EEO TITLE	GRADE	RATE	TERM	FY 00 FTE	FY 00 BUDGET
6000	Capital Outlay					
9000	SUB - TOTAL				3.50	188,556
9001	Revenue (Acct 1-15034-0464)					-2,200
9001	(Transferred to ELI 2-11529) )					
211514 - Inst for Int'l Studies	STATE FUNDING				3.50	186,356

ACCOUNT LINE NAME	EEO	TITLE	GRADE	RATE	TERM	FY 00 FTE	FY 00 BUDGET
211529 English Language Institute							
1 Basile Michael	1.20	Director				12 0.50	36,400
1	1.20	[Director - IIS (2-11514) ]				12 [ 0.50] [	36,400]
1		[Total]				[ 1.00] [	72,800]
2 Vacant	3.10	Coord Recruitment				12 0.50	30,052
3 Zou Guangming	3.10	ELI Instructor/Coord ESL				12 0.75	30,245
3	2.35	[Asst Professor - TESOL (2-11532) ]				12 [ 0.25] [	9,824]
3		[Total]				[ 1.00] [	40,069]
4 Bachmann Beckee	3.10	ELI Instructor				12 1.00	25,732
5 Cignoni David	3.10	ELI Instructor				12 1.00	25,926
6 Vacant	3.10	ELI Instructor				12 1.00	29,444
7 Vacant	3.10	ELI Instructor				12 1.00	26,303
8 Vacant	3.10	ELI Instructor				12 1.00	18,000
9 Vacant	3.10	ELI Instructor				12 1.00	25,751
10 Collins Rachelle	4.20	Administrative Secretary III	G 9	8.24	1958	1.00	16,142
11 Allen Gayle	4.20	ELI Admissions Clerk	G 7	7.65	1958	1.00	14,984
12 Vacant	4.20	Clerk Typist II	G 6	6.60	1958	1.00	12,931
500 Undesignated	8.00	Student Wages					16,323
600 Undesignated	9.00	Graduate Assistants					21,000
750 Undesignated	10.00	Temp Exempt / Summer Instruction					66,575
1000		Salaries & Wages				10.75	395,808
1200		Employee Benefits					91,110
2000		Services					21,499
3000		Commodities					25,300
3600		Travel					49,000
3700		Miscellaneous					1,206
6000		Capital Outlay					5,000
9000		Sub-Total				10.75	588,923
9001		Revenue (Acct. 1-11529-0464)					-588,923
211529 - English Language Institute						10.75	0

ACCOUNT LINE NAME	EEO TITLE	GRADE	RATE	TERM	FY 00 FTE	FY 00 BUDGET
<hr/>						
211528 ELI Computer Language Lab						
750 Undesignated	10.00 Temporary Exempt					5,000
1000	Salaries & Wages					5,000
1200	Employee Benefits					383
3000	Commodities					1,000
3700	Miscellaneous					500
6000	Capital Outlay					5,500
9000	SUB-TOTAL					12,383
9001	Revenue (Acct 1-11528-0464)					-12,383
<hr/>						
211528 - ELI Computer Language Lab	STATE FUNDING				0.00	0

ACCOUNT LINE NAME	EEO TITLE	GRADE	RATE	TERM	FY 00 FTE	FY 00 BUDGET
<hr/>						
211531 ELI Special Programs						
750 Undesignated	10.00 Temporary Exempt					6,000
1000	Salaries & Wages					6,000
1200	Employee Benefits					459
2000	Services					16,000
3000	Commodities					6,000
3600	Travel					13,000
9000	SUB-TOTAL					41,459
9001	Revenue (Acct 1-11531-0490)					-41,459
<hr/>						
211531 - ELI Special Programs	STATE FUNDING				0.00	0

ACCOUNT LINE NAME	EEO TITLE	GRADE	RATE	TERM	FY 00 FTE	FY 00 BUDGET
218000 Foreign Student Sch						
4000	Scholarships & Fin. Aid					2,000
218000 - Foreign Student Sch	TOTAL				0.00	2,000

ACCOUNT LINE NAME	EEO TITLE	GRADE	RATE	TERM	FY 00 FTE	FY 00 BUDGET
218017 British Studies						
4000	Scholarships & Fin. Aid					7,000
218017 - British Studies	TOTAL				0.00	7,000

ACCOUNT LINE NAME	EEO TITLE	GRADE	RATE	TERM	FY 00 FTE	FY 00 BUDGET
214002 Faculty Senate						
1 Miller Donna	4.20 Administrative Secretary II	G 8	10.99	872	0.45	9,587
1000	Salaries & Wages				0.45	9,587
1200	Employee Benefits					1,483
2000	Services					157
3000	Commodities					950
3600	Travel					330
214002 - Faculty Senate					0.45	12,507
TOTAL						

ACCOUNT LINE NAME	EEO	TITLE	GRADE	RATE	TERM	FY 00 FTE	FY 00 BUDGET
211811 Honors Program							
1 Rogers	Lori	4.20 Administrative Secretary II	G 8	8.88	1958	1.00	17,387
2 Malinauskas	Mark	2.15 Director / Professor			12	0.50	38,665
2		2.15 [Prof - SAT (211204) ]			10	[ 0.50] [	31,732]
2		[Total]				[ 1.00] [	70,397]
1000		Salaries & Wages				1.50	56,052
1200		Employee Benefits					17,753
2000		Services					800
3000		Commodities					2,500
3600		Travel					1,400
3700		Miscellaneous					800
211811 - Honors Program						TOTAL	1.50 79,305

ACCOUNT LINE NAME	EEO TITLE	GRADE	RATE TERM	FY 00 FTE	FY 00 BUDGET
211907 Sponsored Programs					
1 Lowry	Peggy	1.20 Director		12 1.00	61,983
2 Sperath	Linda	3.10 Sponsored Programs Specialist		12 1.00	21,632
1000	Salaries & Wages			2.00	83,615
1200	Employee Benefits				21,621
2000	Services				150
3000	Commodities				1,356
3600	Travel				800
3700	Miscellaneous				100
9000	SUBTOTAL			2.00	107,642
9001	Revenue (Acct 1-11840-0490)				-18,554
211907 - Sponsored Programs	STATE FUNDING			2.00	89,088

ACCOUNT LINE NAME	EEO TITLE	GRADE	RATE	TERM	FY 00 FTE	FY 00 BUDGET
<hr/>						
211826 Acad Accountability & Assess						
3000	Commodities					12,500
3700	Miscellaneous					12,500
<hr/>						
211826 - Acad Accountability & Assess	TOTAL				0.00	25,000

ACCOUNT LINE NAME	EEO TITLE	GRADE	RATE	TERM	FY 00 FTE	FY 00 BUDGET
214010	Accreditations					
2000	Services					2,000
3000	Commodities					2,000
3600	Travel					3,000
3700	Miscellaneous					3,000
214010 - Accreditations	TOTAL				0.00	10,000

ACCOUNT LINE NAME	EEO TITLE	GRADE	RATE	TERM	FY 00 FTE	FY 00 BUDGET
<hr/>						
214920 Academic Council						
700 Undesignated	11.00 Temp Help/Nonexempt/Overtime					2,150
						<hr/>
1000	Salaries & Wages					2,150
1200	Employee Benefits					164
						<hr/>
214920 - Academic Council	TOTAL				0.00	2,314

ACCOUNT LINE NAME	EEO TITLE	GRADE	RATE	TERM	FY 00 FTE	FY 00 BUDGET
211821 Instructional Supt						
750 Undesignated	10.00 Other Instruction					46,600
1000	Salaries & Wages					46,600
1200	Employee Benefits					3,565
6000	Capital Outlay					1,749
211821 - Instructional Supt	TOTAL				0.00	51,914

ACCOUNT LINE NAME	EEO TITLE	GRADE	RATE	TERM	FY 00 FTE	FY 00 BUDGET
<hr/>						
211803 Adjunct Salaries						
300 Undesignated	12.00 Adjunct Salaries					113,461
						<hr/>
1000	Salaries & Wages					113,461
1200	Employee Benefits					8,680
						<hr/>
211803 - Adjunct Salaries	TOTAL				0.00	122,141

ACCOUNT LINE NAME	EEO TITLE	GRADE	RATE	TERM	FY 00 FTE	FY 00 BUDGET
215010 Catalogs & Bulletins						
3000	Commodities					48,753
215010 - Catalogs & Bulletins	TOTAL				0.00	48,753

ACCOUNT LINE NAME	EEO	TITLE	GRADE	RATE	TERM	FY 00 FTE	FY 00 BUDGET
215011 Commencement Expense							
2000		Services					4,100
3000		Commodities					4,787
215011 - Commencement Expense		TOTAL				0.00	8,887

ACCOUNT LINE NAME	EEO TITLE	GRADE	RATE	TERM	FY 00 FTE	FY 00 BUDGET
<hr/>						
211822	Comm Across the Curric					
750 Undesignated	10.00 Other Instruction					1,500
1000	Salaries & Wages					1,500
1200	Employee Benefits					115
3000	Commodities					500
3600	Travel					1,000
<hr/>						
211822 - Comm Across the Curric	TOTAL				0.00	3,115

ACCOUNT LINE NAME	EEO TITLE	GRADE	RATE	TERM	FY 00 FTE	FY 00 BUDGET
<hr/>						
214008 Faculty & Program Devel						
2000	Services					1,000
3000	Commodities					1,000
3600	Travel					21,063
3700	Miscellaneous					3,000
<hr/>						
214008 - Faculty & Program Devel	TOTAL				0.00	26,063

ACCOUNT LINE NAME	EEO TITLE	GRADE	RATE	TERM	FY 00 FTE	FY 00 BUDGET
<hr/>						
214007	Faculty Teaching Awards					
401 Undesignated	10.00 Regents' Teaching Awards					6,000
402 Undesignated	10.00 Carman & Distinguished Prof Awards					2,000
1000	Salaries & Wages					8,000
<hr/>						
214007 - Faculty Teaching Awards	TOTAL				0.00	8,000

ACCOUNT LINE NAME	EEO TITLE	GRADE	RATE	TERM	FY 00 FTE	FY 00 BUDGET
214004	Fac Recruit & Travel					
2000	Services					25,000
3000	Commodities					2,800
3600	Travel					41,000
3700	Miscellaneous					2,000
214004 - Fac Recruit & Travel	TOTAL				0.00	70,800

ACCOUNT LINE NAME	EEO TITLE	GRADE	RATE	TERM	FY 00 FTE	FY 00 BUDGET
<hr/>						
211825 Hazardous Waste						
750 Undesignated	10.00 Other Instruction					2,200
						<hr/>
1000	Salaries & Wages					2,200
1200	Employee Benefits					168
						<hr/>
211825 - Hazardous Waste	TOTAL				0.00	2,368

ACCOUNT LINE NAME	EEO TITLE	GRADE	RATE	TERM	FY 00 FTE	FY 00 BUDGET
212700 Inst Spon Res (CISR)						
3700	Miscellaneous					87,500
212700 - Inst Spon Res (CISR)	TOTAL				0.00	87,500

ACCOUNT LINE NAME	EEO TITLE	GRADE	RATE	TERM	FY 00 FTE	FY 00 BUDGET
211804 J Stuart Fellowship						
600 Undesignated	9.00 Graduate Assistants					5,000
1000	Salaries & Wages					5,000
211804 - J Stuart Fellowship	TOTAL				0.00	5,000

ACCOUNT LINE NAME	EEO TITLE	GRADE	RATE	TERM	FY 00 FTE	FY 00 BUDGET
<hr/>						
211806 Minority & Spec Grad Assts						
600 Undesignated	9.00 Graduate Assistants					98,000
						<hr/>
1000	Salaries & Wages					98,000
						<hr/>
211806 - Minority & Spec Grad Assts	TOTAL				0.00	98,000

ACCOUNT LINE NAME	EEO TITLE	GRADE	RATE	TERM	FY 00 FTE	FY 00 BUDGET
215040 Roads Scholars Program						
1 Crofton Judy	3.10 Asst Coordinator				10 0.67	16,560
750 Undesignated	10.00 Temp Exempt					12,593
1000	Salaries & Wages				0.67	29,153
1200	Employee Benefits					4,490
3000	Commodities					1,135
3600	Travel					10,385
215040 - Roads Scholars Program					0.67	45,163
TOTAL						

ACCOUNT LINE NAME	EEO	TITLE	GRADE	RATE	TERM	FY 00 FTE	FY 00 BUDGET
<hr/>							
214013 Special Programs							
752 Other Instr	10.00						1,800
1000		Salaries & Wages					1,800
1200		Employee Benefits					138
3000		Commodities					1,200
3600		Travel					5,800
3700		Miscellaneous					2,000
							<hr/>
214013 - Special Programs		TOTAL				0.00	10,938

ACCOUNT LINE NAME	EEO TITLE	GRADE	RATE	TERM	FY 00 FTE	FY 00 BUDGET
<hr/>						
211912 Summer Lvs & Salaries						
751 Undesignated	10.00 Temp Ex/Spec Programs					
900 Undesignated	10.00 Summer Salaries					
1000	Salaries & Wages					
1200	Employee Benefits					
						<hr/>
211912 - Summer Lvs & Salaries	TOTAL				0.00	0

ACCOUNT LINE NAME	EEO TITLE	GRADE	RATE	TERM	FY 00 FTE	FY 00 BUDGET
<hr/>						
211960 Summer Programs						
751 Undesignated	10.00 Temp. Exempt/Spec. Programs					98,826
						<hr/>
1000	Salaries & Wages					98,826
1200	Employee Benefits					7,560
						<hr/>
211960 - Summer Programs	TOTAL				0.00	106,386

ACCOUNT LINE NAME	EEO TITLE	GRADE	RATE	TERM	FY 00 FTE	FY 00 BUDGET
211961 Summer Salaries - Pool Incr						
900 Undesignated	10.00 Summer Salaries					104,532
1000	Salaries & Wages					104,532
1200	Employee Benefits					22,997
211961 - Summer Salaries - Pool Incr	TOTAL				0.00	127,529

ACCOUNT LINE NAME	EEO TITLE	GRADE	RATE	TERM	FY 00 FTE	FY 00 BUDGET
<hr/>						
211810 Unallotted Academic						
500 Undesignated	8.00 Student Wages					2,171
1000	Salaries & Wages					2,171
2000	Services					10,000
3000	Commodities					7,000
3600	Travel					5,000
3700	Miscellaneous					3,000
6000	Capital Outlay					65,000
<hr/>						
211810 - Unallotted Academic	TOTAL				0.00	92,171

ACCOUNT LINE NAME	EEO	TITLE	GRADE	RATE	TERM	FY 00 FTE	FY 00 BUDGET
214100 Dean-Bus & Pub Affrs							
1 Harrison	Dannie	1.30 Dean / Professor				12 1.00	99,678
2 Krizan	Adolph	1.30 Interim Asst Dean/Prof				12 0.25	23,887
2		2.10 [Chair/Prof - BAdm,OSys&BEd (211105)]				12 [ 0.75] [	71,661]
2		[Total]				[ 1.00] [	95,548]
4 Vaughn	Edna	4.20 Administrative Secretary III	G 9	14.03	1958	1.00	27,472
5 Duncan	Pamela	4.20 Administrative Secretary II	G 8	11.77	1958	1.00	23,054
6 McCuan	LaDonna	3.10 Administrative Asst/MBA Coordinator				12 1.00	35,115
500 Undesignated		8.00 Student Wages					11,307
1000		Salaries & Wages				4.25	220,513
1200		Employee Benefits					48,549
2000		Services					13,576
3000		Commodities					12,508
3600		Travel					20,525
214100 - Dean-Bus & Pub Affrs						TOTAL	4.25 315,671

ACCOUNT LINE NAME	EEO	TITLE	GRADE	RATE	TERM	FY 00 FTE	FY 00 BUDGET
211735 TSM - B&PA - Matching Funds							
1 Guin Larry	2.15	Professor				10 0.25	19,185
1	2.15	[Professor - Econ & Fin (2-11103) ]				10 [ 0.75] [	57,554]
1		[Total]				[ 1.00] [	76,739]
2 Niffenegger Phillip	2.15	Professor				10 0.25	18,442
2	2.15	[Professor - Mgt & Mktg (2-11104) ]				10 [ 0.75] [	55,329]
2		[Total]				[ 1.00] [	73,771]
3 Julian Frank	2.15	Professor				10 0.25	16,686
3	2.15	[Professor - Pol Sci (2-11106) ]				10 [ 0.75] [	50,059]
3		[Total]				[ 1.00] [	66,745]
4 Batts, Jr. Robert	2.25	Assoc Professor				10 0.25	19,815
4	2.25	[Assoc Professor - Compt Sci (2-11102) ]				10 [ 0.75] [	59,444]
4		[Total]				[ 1.00] [	79,259]
5 Raj Victor	2.25	Assoc Professor				10 0.25	16,482
5	2.25	[Assoc Professor - Compt Sci (2-11102) ]				10 [ 0.75] [	49,448]
5		[Total]				[ 1.00] [	65,930]
6 Jeanquart-Baron Sandra	2.25	Assoc Professor				10 0.25	15,671
6	2.25	[Assoc Prof - Mgt & Mktg (2-11104) ]				10 [ 0.75] [	47,013]
6		[Total]				[ 1.00] [	62,684]
7 Pilgrim Robert	2.35	Asst Professor				10 0.25	15,208
7	2.35	[Asst Professor - Compt Sci (2-11102) ]				10 [ 0.75] [	45,622]
7		[Total]				[ 1.00] [	60,830]
8 Eaton David	2.35	Asst Professor				10 0.25	12,395
8	2.35	[Asst Professor - Econ & Fin (2-11103) ]				10 [ 0.75] [	37,185]
8		[Total]				[ 1.00] [	49,580]
9 Lyle, III William	2.35	Asst Professor				10 0.25	15,044
9	2.35	[Asst Professor - Compt.Sci. (2-11102) ]				10 [ 0.75] [	45,132]
9		[Total]				[ 1.00] [	60,176]
10 Miller Fred	2.15	Professor				10 0.50	35,723
10	2.15	[Professor - Mgmt. & Mktg. (2-11104) ]				10 [ 0.50] [	35,723]
10	3.10	[Coord. Global Studies - IIS (2-11514) ]				12 [	9,585]
10		[Total]				[ 1.00] [	81,031]
11 Milkman Martin	2.15	Professor				10 0.75	46,102
11	2.15	[Professor - Econ & Fin (2-11103) ]				10 [ 0.25] [	15,367]
11		[Dir/Bur Bus & Econ Rsch (2-11755) ]				[	10,000]

ACCOUNT LINE NAME	EEO TITLE	GRADE	RATE	TERM	FY 00 FTE	FY 00 BUDGET
11	[Total]				[ 1.00]	[ 71,469]
1000	Salaries & Wages				3.50	230,753
1200	Employee Benefits					61,349
211735 - TSM - B&PA - Matching Funds	TOTAL				3.50	292,102

ACCOUNT LINE NAME	EEO TITLE	GRADE	RATE	TERM	FY 00 FTE	FY 00 BUDGET
211101 Accounting						
1 Miller Thomas	2.15 Professor			12	1.00	89,810
1	3.10 [Coord Deferred Gifts (216020) ]			12	[	13,400]
1	1.20 [Total]				[ 1.00] [	103,210]
2 Thompson John	2.15 Professor			10	0.50	46,123
3 Driver Betty	2.45 Senior Lecturer			10	1.00	42,070
4 Stambaugh Clyde	2.15 Professor			10	1.00	91,361
5 Carpenter Floyd	2.15 Professor			10	1.00	74,769
6 Boldt Margaret	2.35 Asst Professor			10	1.00	63,169
7 Seay Robert	2.15 Professor			10	1.00	83,438
8 Chamberlain Darnley	2.20 Chair / Assoc Professor			12	1.00	90,546
9 Hall Jane	2.45 Senior Lecturer			10	1.00	47,558
9	2.45 [Residential College Head (318025) ]				[	4,160]
9	[Total]				[	51,718]
10 Rudolph Holly	2.25 Assoc Professor			10	1.00	72,644
11 Hatcher Melva	4.20 Dept Secretary II	G 7	9.71	1958	1.00	19,003
500 Undesignated	8.00 Student Wages					6,506
1000	Salaries & Wages				10.50	726,997
1200	Employee Benefits					184,481
2000	Services					1,100
3000	Commodities					1,900
211101 - Accounting	TOTAL				10.50	914,478

ACCOUNT LINE NAME	EEO	TITLE	GRADE	RATE	TERM	FY 00 FTE	FY 00 BUDGET
211102 Computer Science & Info Sys.							
1 Batts, Jr.	Robert	2.25 Technology Coord / Assoc Prof				12 0.75	59,444
1		2.25 [Assoc Prof - TSM B&PA M (2-11735) ]				10 [ 0.25] [	19,815]
1		[Total]				[ 1.00] [	79,259]
2 Eldredge	David	2.15 Professor				10 1.00	84,395
3 Lyle, III	William	2.35 Asst Professor				10 0.75	45,132
3		2.35 [Asst Professor - TSM B&PA M (2-11735) ]				10 [ 0.25] [	15,044]
3		[Total]				[ 1.00] [	60,176]
4 Pilgrim	Robert	2.35 Asst Professor				10 0.75	45,622
4		2.35 [Asst Professor - TSM B&PA M (2-11735) ]				10 [ 0.25] [	15,208]
4		[Total]				[ 1.00] [	60,830]
6 Raj	Victor	2.25 Assoc Professor				10 0.75	49,448
6		2.25 [Assoc Prof - TSM B&PA M (2-11735) ]				10 [ 0.25] [	16,482]
6		[Total]				[ 1.00] [	65,930]
8 Smith	Ramona	2.55 Lecturer				10 1.00	30,000
9 Sutrick	Kenneth	2.25 Assoc Professor				10 1.00	62,614
10 Vacant		2.20 Assoc Professor/ Chair				12 1.00	61,537
11 Wilson	Brenda	2.35 Asst Professor				10 1.00	50,000
12 Oliver	William	2.55 Lecturer				10 1.00	43,333
13 Ray	Teri	4.20 Dept Secretary II	G 7	6.85	1958	1.00	13,412
500 Undesignated		8.00 Student Wages					8,470
1000		Salaries & Wages				10.00	553,407
1200		Employee Benefits					138,306
2000		Services					3,350
3000		Commodities					1,880
211102 - Computer Science & Info Sys.						TOTAL	10.00 696,943

ACCOUNT LINE NAME	EEO	TITLE	GRADE	RATE	TERM	FY 00 FTE	FY 00 BUDGET
211103 Economics & Finance							
1 Mathis	Gilbert	2.15 Professor				10 1.00	74,822
2 Hassan	Seid	2.35 Asst Professor				10 1.00	54,538
3 Brown	Barry	2.55 Lecturer				10 1.00	42,009
4 Maxwell	Charles	2.15 Professor				10 1.00	84,023
5 Guin	Larry	2.15 Professor				10 0.75	57,554
5		2.15 [Professor - TSM-B&PA M (2-11735) ]				[ 0.25] [	19,185]
5		[Total]				[ 1.00] [	76,739]
6 Milkman	Martin	2.15 Professor				10 0.25	15,367
6		2.15 [Professor - TSM - B&PA M (2-11735) ]				[ 0.75] [	46,102]
6		[Dir/Bur Bus & Econ Rsch (2-11755) ]				[	10,000]
6		[Total]				[ 1.00] [	71,469]
7 McCoy	James	2.10 Chair / Professor				12 1.00	84,434
7		[Supv Bur Bus & Econ Rsch (2-11755) ]				[	5,000]
7		[Total]				[ 1.00] [	89,434]
8 Eaton	David	2.35 Asst Professor				10 0.75	37,185
8		2.35 [Asst Professor - TSM B&PA M (2-11735) ]				[ 0.25] [	12,395]
8		[Total]				[ 1.00] [	49,580]
9 Brasfield	David	2.15 Professor				10 1.00	59,051
10 Jesswein	Kurt	2.35 Asst Professor				10 1.00	64,000
11 Vacant		2.35 Asst Professor				10 1.00	61,000
12 Elkins	Marion	4.20 Dept Secretary II	G 7	11.32	1958	1.00	22,168
13		2.15 (Transferred to Agriculture (211301)					
500 Undesignated		8.00 Student Wages					6,513
1000		Salaries & Wages				10.75	662,664
1200		Employee Benefits					168,750
2000		Services					1,200
3000		Commodities					2,560
3700		Miscellaneous					1,125
211103 - Economics & Finance		TOTAL				10.75	836,299

ACCOUNT LINE NAME	EEO	TITLE	GRADE	RATE	TERM	FY 00 FTE	FY 00 BUDGET
211104 Management & Marketing							
1 Mangold Glynn	2.10	Interim Chair / Professor				12 1.00	87,756
1		[Editor of Journal of B&PA]				[ 1.00]	[ 1,000]
1		[Total]				[ 1.00]	[ 88,756]
2 Martin David	2.35	Asst Professor				10 1.00	59,000
3 Niffenegger Phillip	2.15	Professor				10 0.75	55,329
3	2.15	[Professor - TSM B&PA M (2-11735) ]				10 [ 0.25]	[ 18,442]
3		[Total]				[ 1.00]	[ 73,771]
4 Schoenfeldt Roger	2.15	Professor				10 1.00	79,949
5 Dublin Steve	2.55	Lecturer				10 1.00	30,163
6 Muuka Nkombo	2.25	Assoc Professor				10 1.00	62,700
7 Miller Fred	2.15	Professor [Sabbatical 1/1-5/31/00]				10 0.50	35,723
7	2.15	[Professor - TSM B&PA M (2-11735) ]				10 [ 0.50]	[ 35,723]
7	3.10	[Coord Global Studies - IIS (211514) ]				12 [ 1.00]	[ 9,585]
7		[Total]				[ 1.00]	[ 81,031]
8 Barton Rufus	2.15	Professor				10 1.00	60,356
9 McNeely Samuel	2.45	Senior Lecturer				10 1.00	43,174
10 Jeanquart-Baron Sandra	2.25	Assoc Professor				10 0.75	47,013
10	2.25	[Assoc Prof - TSM B&PA M (2-11735) ]				10 [ 0.25]	[ 15,671]
10		[Total]				[ 1.00]	[ 62,684]
11 McNeely Bonnie	2.25	Assoc Professor				10 1.00	57,802
12 Lanier Michael	2.45	Senior Lecturer				10 1.00	53,272
15 Nesbitt Debbie	4.20	Dept Secretary II	G 7	7.62	1958	1.00	14,921
500 Undesignated	8.00	Student Wages					7,488
1000		Salaries & Wages				12.00	694,646
1200		Employee Benefits					180,639
2000		Services					700
3000		Commodities					2,670
211104 - Management & Marketing		TOTAL				12.00	878,655

ACCOUNT LINE NAME	EEO	TITLE	GRADE	RATE	TERM	FY 00 FTE	FY 00 BUDGET
211105 Bus Admin, Ofc Sys & Bus Ed							
1 Waldman	Lila	2.25 Assoc Professor			10	1.00	46,950
2 Krizan	Adolph	2.10 Chair / Professor			12	0.75	71,661
2		1.30 [Interim Asst Dean (214100) ]			12	[ 0.25] [	23,887]
2		[Total]				[ 1.00] [	95,548]
3 Nichols	Patsy	2.15 Professor			10	1.00	63,377
4 Alderdice	Nancy	2.55 Lecturer			10	1.00	32,762
5 Richerson	Virginia	2.15 Professor			10	1.00	58,289
5		3.10 Coordinator - DECA / FBLA			10		1,044
5		[TOTAL]				[ 1.00] [	59,333]
6 Shelton	Rita	4.20 Dept Secretary II	G 7	10.10	1958	1.00	19,776
7 Hendon	Elizabeth	2.45 Senior Lecturer			10	1.00	31,424
500 Undesignated		8.00 Student Wages					4,234
1000		Salaries & Wages				6.75	329,517
1200		Employee Benefits					90,098
2000		Services					4,156
3000		Commodities					1,210
9000		SUB-TOTAL				6.75	424,981
9001		Revenue (Acct 1-11201-0170)					-10,000
211105 - Bus Admin, Ofc Sys & Bus Ed						STATE FUNDING	6.75 414,981

ACCOUNT LINE NAME	EEO	TITLE	GRADE	RATE	TERM	FY 00 FTE	FY 00 BUDGET
211106 Pol Sci, CRJ & Lgl Stds							
1 Garfield	Gene	2.25 Assoc Professor				10 1.00	64,390
2 Umar	Farouk	2.10 Chair / Professor				12 1.00	82,961
3 Rose	Winfield	2.15 Professor				10 1.00	62,565
4 Julian	Frank	2.15 Professor				10 0.75	50,059
4		2.15 [Professor - TSM B&PA M (2-11735) ]				10 [ 0.25] [	16,686]
4		[Total]				[ 1.00] [	66,745]
5 Rose	Joseph	2.25 Assoc Professor				10 1.00	52,795
6 Chaney	Joseph	2.45 Senior Lecturer				10 1.00	43,320
7 Wattier	Mark	2.15 Professor				10 1.00	55,274
7		1.20 Director - MPA				10	2,087
7		[TOTAL]				[ 1.00] [	57,361]
8 Vacant		2.35 Asst Professor				10 1.00	42,311
9 Vacant		2.35 Asst Professor				10 1.00	44,648
10 Southerland	Mittie	2.15 Professor				10 1.00	57,440
11 Crum	Mary	4.20 Dept Secretary II	G 7	9.83	1958	1.00	19,243
12 Homa	John	2.55 Lecturer				10 1.00	34,200
500 Undesignated		8.00 Student Wages					6,513
1000		Salaries & Wages				11.75	617,806
1200		Employee Benefits					154,713
2000		Services					2,060
3000		Commodities					2,225
3700		Miscellaneous					1,640
211106 - Pol Sci, CRJ & Lgl Stds		TOTAL				11.75	778,444

ACCOUNT LINE NAME	EEO TITLE	GRADE	RATE TERM	FY 00 FTE	FY 00 BUDGET
211108 MBA Program					
2000	Services				2,000
3000	Commodities				2,650
3600	Travel				1,000
211108 - MBA Program	TOTAL			0.00	5,650

ACCOUNT LINE NAME	EEO TITLE	GRADE	RATE	TERM	FY 00 FTE	FY 00 BUDGET
211109 Owensboro MBA						
1 Johnson Mickey	3.10 Coord Owensboro MBA				12 0.12	7,211
1000	Salaries & Wages				0.12	7,211
1200	Employee Benefits					2,076
2000	Services					1,576
3000	Commodities					250
211109 - Owensboro MBA					0.12	11,113
TOTAL						

ACCOUNT LINE NAME	EEO TITLE	GRADE	RATE TERM	FY 00 FTE	FY 00 BUDGET
<hr/>					
213003 Waterfield Center					
2000	Services				500
3000	Commodities				300
3600	Travel				950
<hr/>					
213003 - Waterfield Center	TOTAL			0.00	1,750

ACCOUNT LINE NAME	EEO TITLE	GRADE	RATE	TERM	FY 00 FTE	FY 00 BUDGET
213702 Waterfield Center - Self Supporting						
3000	Commodities					5,000
9000	SUBTOTAL					5,000
9001	Revenue (Acct 1-13514-0500)					-5,000
213702 - Waterfield Center - Self Supporting	STATE FUNDING				0.00	0

ACCOUNT LINE NAME	EEO TITLE	GRADE	RATE	TERM	FY 00 FTE	FY 00 BUDGET
<hr/>						
214941 Small Business Dev Ctr						
3700	Miscellaneous					112,288
						<hr/>
214941 - Small Business Dev Ctr	TOTAL				0.00	112,288

ACCOUNT LINE NAME	EEO TITLE	GRADE	RATE	TERM	FY 00 FTE	FY 00 BUDGET
211114 B & P A - Computer Lab						
3700	Miscellaneous					18,000
6000	Capital Outlay					10,000
9000	SUBTOTAL					28,000
9001	Revenue (Acct 1-11351-0952)					-18,000
211114 - B & P A - Computer Lab	STATE FUNDING				0.00	10,000

ACCOUNT LINE NAME	EEO TITLE	GRADE	RATE	TERM	FY 00 FTE	FY 00 BUDGET
211112 B & P A - Other Instr						
300 Undesignated	12.00 Adjuncts					9,592
600 Undesignated	9.00 Graduate Assistants					65,000
750 Undesignated	10.00 Temp Ex/Res Stipends					15,000
751 Undesignated	10.00 Temp Ex/Degree Compl					2,200
752 Undesignated	10.00 Temp Ex/Other Instr					10,066
1000	Salaries & Wages					101,858
1200	Employee Benefits					2,820
3700	Miscellaneous					5,000
211112 - B & P A - Other Instr	TOTAL				0.00	109,678

ACCOUNT LINE NAME	EEO TITLE	GRADE	RATE	TERM	FY 00 FTE	FY 00 BUDGET
211962 Summer Salaries - B&PA						
900 Undesignated	10.00 Summer Salaries					121,175
1000	Salaries & Wages					121,175
1200	Employee Benefits					26,658
211962 - Summer Salaries - B&PA	TOTAL				0.00	147,833

ACCOUNT LINE NAME	EEO	TITLE	GRADE	RATE	TERM	FY 00 FTE	FY 00 BUDGET
214400 Dean - Education							
1 Rose	Jack	1.30 Dean / Professor				12 1.00	93,715
2 Blodgett	Elizabeth	1.30 Interim Asst Dean/Professor				12 1.00	74,558
3 Wall	Russell	2.55 Dir Of Sch Serv/Res & Lecturer				12 1.00	54,948
4 Coleman	Celia	4.20 Administrative Secretary III	G 9	13.62	1958	1.00	26,664
5 Beane	Linda	4.20 Administrative Secretary III	G 9	10.82	1958	1.00	21,193
500 Undesignated		8.00 Student Wages					10,372
1000		Salaries & Wages				5.00	281,450
1200		Employee Benefits					73,303
2000		Services					9,510
3000		Commodities					6,804
3600		Travel					3,635
3700		Miscellaneous					8,392
214400 - Dean - Education TOTAL							5.00 383,094

ACCOUNT LINE NAME	EEO TITLE	GRADE	RATE	TERM	FY 00 FTE	FY 00 BUDGET
211401 Envir Educ Center						
1 Baust Joseph	2.15 Director				10	1,834
1	2.15 [Prof Elem/Sec (211403) ]				10 [ 1.00] [	51,668]
1	[Total]				[ 1.00] [	53,502]
1000	Salaries & Wages					1,834
1200	Employee Benefits					387
3000	Commodities					1,160
3600	Travel					1,000
3700	Miscellaneous					200
211401 - Envir Educ Center	TOTAL				0.00	4,581

ACCOUNT LINE NAME	EEO	TITLE	GRADE	RATE	TERM	FY 00 FTE	FY 00 BUDGET
211403 Elem/Sec Education							
1 Bossing	Lewis	2.15 Professor				10 0.30	8,000
2 Usher	Richard	2.15 Professor				10 0.40	20,378
3 Vacant		2.35 Asst Professor				10 1.00	39,534
4 Hainsworth	Jerome	2.15 Professor				10 0.25	11,043
5 Vacant		2.35 Asst Professor				10 1.00	37,317
6 Benes	Clarence	2.35 Asst Professor				10 1.00	39,482
7 Vacant		2.35 Asst Professor				10 1.00	37,500
8 Hooks	Janice	2.25 Assoc Professor				10 1.00	49,864
9 Baust	Joseph	2.15 Professor				10 1.00	51,668
9		2.15 [Dir Env Ed Ctr - (211401) ]					[ 1,834]
9		[Total]					[ 53,502]
10 Niffenegger	Joann	2.35 Asst Professor				10 1.00	38,032
11 Vacant		2.35 Asst Professor				10 1.00	38,205
12 Lough	Maurice	2.35 Asst Professor				10 1.00	40,978
13 Hulick, III	Charles	2.25 Assoc Professor				10 1.00	48,449
14 Vacant		2.35 Asst Professor				10 1.00	35,000
15 Green	Dewayne	2.35 Asst Professor				10 1.00	40,189
16 Radcliffe	Richard	2.35 Asst Professor				10 1.00	37,411
17 Vacant		2.35 Asst Professor				10 1.00	43,071
18 Watkins	Yancey	2.15 Professor				10 0.50	25,366
19 Higginson	Bonnie	2.10 Chair / Professor				12 1.00	66,783
20 Willis	James	2.15 Professor				10 1.00	62,095
21 Miller	Pamela	4.20 Dept Secretary II	G 7	7.30	1958	1.00	14,300
22 Cottrell	June	4.20 Dept Secretary I	G 6	6.68	1958	1.00	13,077
23 Navan	Joy	2.35 Asst Professor				10 1.00	38,786
24 Murphy	Janis	2.35 Asst Professor				10 1.00	40,759
25 Jacobs	Martin	2.35 Assistant Professor				10 1.00	43,086
26 Vacant		2.55 Lecturer				10 0.50	11,602
27		4.20 (Trans to 2-11410-7)					
28 Campoy	Renee	2.35 Assistant Professor				10 1.00	39,513
29 Vacant		2.35 Assistant Professor				10 1.00	36,347
30 Vacant		2.35 Assistant Professor				10 1.00	36,401
500 Undesignated		8.00 Student Wages					19,801
600 Undesignated		9.00 Graduate Assistants					2,582

ACCOUNT LINE NAME	EEO TITLE	GRADE	RATE TERM	FY 00 FTE	FY 00 BUDGET
750	10.00 (Trans to 2-11410-750)				
1000	Salaries & Wages			25.95	1,066,619
1200	Employee Benefits				271,310
2000	Services				1,100
3000	Commodities				7,346
3600	Travel				5,875
9000	SUB-TOTAL			25.95	1,352,250
9001	Revenue (Acct 1-11356-0732)				-6,000
211403 - Elem/Sec Education	STATE FUNDING			25.95	1,346,250

ACCOUNT LINE NAME	EEO	TITLE	GRADE	RATE	TERM	FY 00 FTE	FY 00 BUDGET
211405 Educ Ldrshp/Couns							
1 Traw	Stephen	2.35 Asst Professor			10	1.00	53,988
2 Flynn	Richard	2.35 Asst Professor			10	1.00	50,542
3 Vacant		2.15 Professor			10	0.40	24,033
4 Holcomb	Thomas	2.10 Interim Chair / Professor			12	1.00	65,974
5 Wagner	Tom	2.25 Assoc Professor			10	1.00	50,230
8 Latto	Lowell	2.25 Assoc Professor			10	1.00	46,766
9 Flynn	Sandra	2.25 Assoc Professor			10	1.00	61,286
10 Owen	Brenda	4.20 Dept Secretary II	G 7	11.25	1958	1.00	22,027
11 Miller	Tom	2.15 Professor			10	1.00	58,308
12 Dunham	Mardis	2.35 Assistant Professor			10	1.00	46,547
13 Higham	Joseph	2.35 Assistant Professor			12	0.50	24,789
13		1.20 [Dir Ctr for Finance & Law (211419) ]			12	[ 0.50] [	24,789]
13		[Total]				[ 1.00] [	49,578]
500 Undesignated		8.00 Student Wages					9,506
750 Undesignated		10.00 Temp Ex/Super St Tch					1,937
1000		Salaries & Wages				9.90	515,933
1200		Employee Benefits					130,361
2000		Services					500
3000		Commodities					4,523
3600		Travel					3,790
3700		Miscellaneous					350
9000		SUBTOTAL				9.90	655,457
9001		Revenue (Acct 1-11356-0735)					-1,200
211405 - Educ Ldrshp/Couns		STATE FUNDING				9.90	654,257

ACCOUNT LINE NAME	EEO	TITLE	GRADE	RATE	TERM	FY 00 FTE	FY 00 BUDGET
211419 Ctr for Educ Fin & Law							
1 Higham	Joseph	2.35 Director - Ctr for Educ Finance & Law				12 0.50	24,789
1		2.35 [Asst Prof - Ed Ldrshp/Couns (211405)]				12 [ 0.50] [	24,789]
1		[Total]				[ 1.00] [	49,578]
1000		Salaries & Wages				0.50	24,789
1200		Employee Benefits					6,839
2000		Services					500
3000		Commodities					
6000		Capital Outlay					
211419 - Ctr for Educ Fin & Law						TOTAL	0.50 32,128

ACCOUNT LINE NAME	EEO	TITLE	GRADE	RATE	TERM	FY 00 FTE	FY 00 BUDGET
211408 Health/Phys Ed/Rec							
1 Wiggins	Matthew	2.35 Asst Professor				10 1.00	38,007
2 Vacant		2.35 Asst Professor				10 1.00	37,050
3 Brookhiser	Judy	2.30 Chair / Asst Professor				12 1.00	58,029
3		2.30 [Bldg Mgr, Carr Health - (214031) ]				12 [	2,189]
3		[Total]				[	60,218]
4 Purcell	Ken	2.25 Assoc Professor				10 1.00	49,504
5 Rice	Pamela	2.25 Assoc Professor				10 1.00	44,542
6 O'Brien	Dianne	2.15 Professor				10 1.00	51,712
7 Broughton	James	2.25 Assoc Professor				10 1.00	53,606
7		2.25 [Residential College Head (318025) ]				[	4,160]
7		[Total]				[	57,766]
8 Rogers	Kelly	2.35 Asst Professor				10 1.00	37,206
10 Crist	Randall	2.35 Asst Professor				10 1.00	40,093
11 Frederick	Eric	2.55 Lecturer				12 0.21	6,497
11		3.10 [Asst Athletic Trainer (215823)]				12 [ 0.79]	[ 24,848]
11		[Total]				[ 1.00]	[ 31,345]
12 Moode	Frank	2.35 Asst Professor				10 1.00	39,811
14 Moode	Mary	4.20 Dept Secretary II	G 7	7.92	1958	0.94	15,508
14		4.20 [Schedule Coord, CH Bldg - (214031) ]	G 7	7.92	130	[ 0.06]	[ 1,030]
14		[Total]		7.92	2088	[ 1.00]	[ 16,538]
18		2.55 (Transferred to 2-15807-1)					
21 Lollar	Charles	2.55 Lecturer				12 0.25	9,020
21		3.10 [Head Athletic Trainer (215823) ]				12 [ 0.75]	[ 27,056]
21		[Total]				[ 1.00]	[ 36,076]
23 McClain	Larry	2.55 Lecturer				12 0.25	9,792
23		3.10 [Asst Football Coach (215804) ]				12 [ 0.75]	[ 29,379]
23		[Total]				[ 1.00]	[ 39,171]
24		2.55 (Transferred to 2-15812-001)					
25 Thieke	Michael	2.55 Lecturer				12 0.25	9,605
25		3.10 [Head Baseball Coach - (215806) ]				12 [ 0.75]	[ 28,811]
25		[Total]				[ 1.00]	[ 38,416]
26 Schwepker	David	2.55 Lecturer				12 0.25	8,154
26		3.10 [Head Volleyball Coach - (215814) ]				[ 0.75]	[ 24,461]
26		[Total]				[ 1.00]	[ 32,615]

ACCOUNT LINE NAME	EEO TITLE	GRADE	RATE	TERM	FY 00 FTE	FY 00 BUDGET
27	2.55 (Transferred to W B'ball (215812)					
500 Undesignated	8.00 Student Wages					12,501
752 Undesignated	10.00 Temp Exempt/Scuba					12,000
1000	Salaries & Wages				12.15	532,637
1200	Employee Benefits					144,053
2000	Services					1,833
3000	Commodities					5,680
3600	Travel					5,810
3700	Miscellaneous					2,200
9000	SUB-TOTAL				12.15	692,213
9001	Revenue (Acct 1-11356-0731)					-12,000
9001	Revenue (Acct 1-11356-0733)					-5,820
211408 - Health/Phys Ed/Rec	STATE FUNDING				12.15	674,393

ACCOUNT LINE NAME	EEO	TITLE	GRADE	RATE	TERM	FY 00 FTE	FY 00 BUDGET
214031 Recreation - Carr Health							
1 Brookhiser Judy	2.30	Building Manager				12	2,189
1	2.30	[Chair / Asst Prof - HPER (211408) ]				12 [ 1.00] [	58,029]
1		[Total]				[ 1.00] [	60,218]
2 Moode Mary	4.20	Schedule Coordinator	G 7	7.92	130	0.06	1,030
2	4.20	[Dept Secretary II - HPER (211408) ]	G 7	7.92	1958	[ 0.94] [	15,508]
2		[Total]		7.92	2088	[ 1.00] [	16,538]
3 Early Robert	7.20	Equipment Room Manager	G 6	8.49	1912	1.00	16,240
4 Duncan Steve	7.20	Equipment Room Manager	G 6	9.48	1912	1.00	18,133
5 Goodman John	7.20	Equipment Room Manager	G 6	9.41	1912	1.00	17,996
500 Undesignated	8.00	Student Wages					22,521
700 Undesignated	10.00	Temporary Exempt					706
1000		Salaries & Wages				3.06	78,815
1200		Employee Benefits					14,104
3000		Commodities					5,820
214031 - Recreation - Carr Health		TOTAL				3.06	98,739

ACCOUNT LINE NAME	EEO	TITLE	GRADE	RATE	TERM	FY 00 FTE	FY 00 BUDGET
211409 Special Education							
1 Vacant		2.35 Asst Professor			10	1.00	40,169
2 Miller	Viola	2.15 Professor					
2		[Public Service LWOP]					
4 Knotts	J. Dusteen	2.35 Assistant Professor			10	1.00	36,729
5 Beane	Allan	2.15 Professor			10	1.00	58,709
6 Watts	Emily	2.35 Assistant Professor			10	1.00	39,287
7 Hammons	Joann	2.20 Interim Chair / Associate Professor			12	1.00	57,136
8 Hall	Arlene	2.35 Assistant Professor			10	1.00	37,851
9 Vacant		2.55 Lecturer			10	1.00	33,878
11 Miller	Creighton	2.15 Professor			10	1.00	49,505
12 Brown	Susan	2.55 Clinic Audiologist / Lecturer			12	1.00	41,549
13 Zea	Diane	4.20 Dept Secretary II	G 7	6.85	1958	1.00	13,412
14 Adams	Bonnie	4.20 Dept Secretary II	G 7	10.42	1793	1.00	18,684
15 Robertson	A. Jo	2.35 Assistant Professor			10	1.00	36,868
16 Hawkins	Rachel	2.55 Lecturer			10	1.00	37,140
17 Miller	Jean	2.35 Assistant Professor			10	1.00	42,554
18 Vacant		2.35 Assistant Professor			10	1.00	39,843
19 Gargus	Julie	3.10 Child Development Preschool Teacher			9	1.00	21,727
500 Undesignated		8.00 Student Wages					8,430
750 Undesignated		10.00 Temp Ex/Tch Sum Prog					4,950
1000		Salaries & Wages				16.00	618,421
1200		Employee Benefits					148,656
2000		Services					1,680
3000		Commodities					1,973
3600		Travel					3,460
3700		Miscellaneous					2,100
211409 - Special Education		TOTAL				16.00	776,290

ACCOUNT LINE NAME	EEO	TITLE	GRADE	RATE	TERM	FY 00 FTE	FY 00 BUDGET
211410 Teacher Educ Services							
1 English	Linda	2.45 Director / Senior Lecturer			12	1.00	55,251
2 Hopkins-Higham	Deborah	2.55 Coord of Student Teaching/Lecturer			11	1.00	34,728
3 Robertson	Jeanie	2.55 Lecturer/Coord Fld Services			11	1.00	34,917
4 Fleming	Kathleen	4.20 Dept Secretary II	G 7	10.35	1958	1.00	20,273
5 Padgett	Mamie	4.20 Dept Secretary I	G 6	8.36	1958	1.00	16,374
6 DeNezzo	Christine	4.20 Department Secretary II	G 7	8.05	979	0.50	7,883
6		4.20 (Dept Sec II (5-21464) )	G 7	8.05	979 [	0.50] [	7,883]
6		[Total]		8.05	1958 [	1.00] [	15,766]
7 Vacant		4.20 Dept Secretary I	G 6	6.48	1044	0.50	6,762
500 Undesignated		8.00 Student Wages					8,160
700 Undesignated		11.00 Temp Nonex/Bus Drvrs					8,842
750 Undesignated		10.00 Temp Ex/Coop Teachers					46,785
1000		Salaries & Wages				6.00	239,975
1200		Employee Benefits					47,848
1400		Other Personnel Costs					7,500
2000		Services					1,500
3000		Commodities					3,391
3600		Travel					15,255
211410 - Teacher Educ Services		TOTAL				6.00	315,469

ACCOUNT LINE NAME	EEO TITLE	GRADE	RATE	TERM	FY 00 FTE	FY 00 BUDGET
211423 KY Academy for Tech Educ						
1 Vacant	1.20 Director				12 1.00	50,000
2 McMillen John	5.10 ITV/Computer Technician				12 1.00	28,500
3 Klaus Mary	4.20 Administrative Secretary I	G 7	7.60	1958	1.00	14,883
4 Vacant	3.10 KDE Liaison				12 0.50	20,000
5 Vacant	5.10 Computer Technician				12 1.00	28,500
1000	Salaries & Wages				4.50	141,883
1200	Employee Benefits					36,688
2000	Services					79,647
3000	Commodities					1,300
3600	Travel					10,000
3700	Miscellaneous					2,000
6000	Capital Outlay					13,482
211423 - KY Academy for Tech Educ	TOTAL				4.50	285,000

ACCOUNT LINE NAME	EEO	TITLE	GRADE	RATE	TERM	FY 00 FTE	FY 00 BUDGET
213012 AHES							
1 Hart	Sharon	3.10 Clinic Super & Lecturer			10	1.00	41,685
1000		Salaries & Wages				1.00	41,685
1200		Employee Benefits					13,419
1400		Other Personnel Costs					21,861
2000		Services					770
213012 - AHES						1.00	77,735
TOTAL							

ACCOUNT LINE NAME	EEO TITLE	GRADE	RATE	TERM	FY 00 FTE	FY 00 BUDGET
213700 Clinical Services						
2 Robinson Laura	4.20 Bookkeeper	G 7	7.13	1044	0.50	7,446
500 Undesignated	8.00 Student Wages					3,005
1000	Salaries & Wages				0.50	10,451
1200	Employee Benefits					1,157
2000	Services					1,835
3000	Commodities					12,887
3600	Travel					2,000
9000	SUBTOTAL				0.50	28,330
9001	Revenue (Acct 1-13509-0500)					-28,330
213700 - Clinical Services	STATE FUNDING				0.50	0

ACCOUNT LINE NAME	EEO TITLE	GRADE	RATE	TERM	FY 00 FTE	FY 00 BUDGET
214011 American Humanities						
1 Crider Alona	4.20 Secretary	G 6	6.72	1044	0.50	7,012
2 Weis Roger	2.45 Director / Senior Lecturer			12	1.00	48,073
1000	Salaries & Wages				1.50	55,085
1200	Employee Benefits					14,449
2000	Services					1,600
3000	Commodities					2,600
3600	Travel					3,663
3700	Miscellaneous					8,000
214011 - American Humanities	TOTAL				1.50	85,397

ACCOUNT LINE NAME	EEO TITLE	GRADE	RATE	TERM	FY 00 FTE	FY 00 BUDGET
211422 Assistive Technology Ctr						
500 Undesignated	8.00 Student Wages					13,518
1000	Salaries & Wages					13,518
2000	Services					300
3000	Commodities					2,000
3600	Travel					450
211422 - Assistive Technology Ctr	TOTAL				0.00	16,268

ACCOUNT LINE NAME	EEO TITLE	GRADE	RATE	TERM	FY 00 FTE	FY 00 BUDGET
211418 Educ - Other Instruction						
300 Undesignated	12.00 Adjuncts					28,842
600 Undesignated	9.00 Graduate Assistants					64,482
750 Undesignated	10.00 Temp Ex/Res Stipends					11,044
751 Undesignated	10.00 Temp Ex/Other Instr					20,240
752 Undesignated	10.00 Degree Completion					
1000	Salaries & Wages					124,608
1200	Employee Benefits					4,599
1400	Other Personnel Costs					10,000
211418 - Educ - Other Instruction	TOTAL				0.00	139,207

ACCOUNT LINE NAME	EEO TITLE	GRADE	RATE	TERM	FY 00 FTE	FY 00 BUDGET
<hr/>						
214009 COE Faculty Development						
751 Undesignated	10.00 Temp Ex/Other Instr					1,000
1000	Salaries & Wages					1,000
1200	Employee Benefits					77
2000	Services					500
3000	Commodities					2,000
3600	Travel					6,500
<hr/>						
214009 - COE Faculty Development	TOTAL				0.00	10,077

ACCOUNT LINE NAME	EEO TITLE	GRADE	RATE	TERM	FY 00 FTE	FY 00 BUDGET
<hr/>						
211616 Child Development Center						
3000	Commodities					12,800
9000	SUB-TOTAL					12,800
9001	Revenue (Acct 1-11616-0464)					-12,800
<hr/>						
211616 - Child Development Center	STATE FUNDING				0.00	0

ACCOUNT LINE NAME	EEO TITLE	GRADE	RATE	TERM	FY 00 FTE	FY 00 BUDGET
<hr/>						
211965 Summer Salaries - Educ						
900 Undesignated	10.00 Summer Salaries					117,427
						<hr/>
1000	Salaries & Wages					117,427
1200	Employee Benefits					25,834
						<hr/>
211965 - Summer Salaries - Educ	TOTAL				0.00	143,261

ACCOUNT LINE NAME	EEO	TITLE	GRADE	RATE	TERM	FY 00 FTE	FY 00 BUDGET
214200 Dean - Fine Arts & Comm							
1 Wendt	Ted	1.30 Dean / Professor			12	1.00	89,296
2 Tillson	Lou	1.30 Asst Dean/Asst Prof			12	0.75	39,374
2		2.35 [Asst Prof - SAT (211204) ]			12 [	0.25] [	13,125]
2		[Total]			[	1.00] [	52,499]
3 Dawson	Gertrude	4.20 Administrative Secretary III	G 9	14.44	1958	1.00	28,280
4 Hale	Marion	4.20 Administrative Secretary II	G 8	8.50	1958	1.00	16,636
500 Undesignated		8.00 Student Wages					7,000
1000		Salaries & Wages				3.75	180,586
1200		Employee Benefits					43,587
2000		Services					24,000
3000		Commodities					3,000
3600		Travel					2,400
3700		Miscellaneous					4,000
4000		Scholarships & Fin. Aid					38,300
214200 - Dean - Fine Arts & Comm						TOTAL	3.75 295,873

ACCOUNT LINE NAME	EEO	TITLE	GRADE	RATE	TERM	FY 00 FTE	FY 00 BUDGET
211201 Art							
1 Dougherty	Richard	2.10 Chair / Professor			12	1.00	73,597
2 Gutwirth	Sarah	2.35 Assistant Professor			10	1.00	38,500
3 Vacant		2.35 Assistant Professor			10	1.00	35,000
4 Vacant		2.35 Assistant Professor			10	1.00	35,000
5 Johnson	Michael	2.15 Professor			10	1.00	46,935
6 Leys	Dale	2.15 Professor (Sabbatical 8/1 - 12/31/99)			10	1.00	51,401
7 Speight	Jerry	2.15 Professor			10	1.00	52,753
8 Sasso	Paul	2.15 Professor			10	1.00	52,096
9 Vacant		2.35 Assistant Professor			10	1.00	35,000
10 Vacant		2.35 Assistant Professor			10	1.00	38,741
11 Smetana	Zbynek	2.35 Assistant Professor			10	1.00	35,000
12 Bishop	Steve	2.15 Professor			10	1.00	51,102
13 Serre	Camille	2.15 Professor			10	1.00	49,451
14 Schrock	Peggy	2.25 Assoc Professor			10	1.00	40,919
15 Sperath	Albert	2.35 Dir Univ Gall / Asst Prof			12	1.00	40,033
16 Shearer	Judith	4.20 Bookkeeper/Secretary	G 7	8.81	1958	1.00	17,246
17 Atnip	Andrea	4.20 Slide Librarian/Gallery Assist	G 7	7.80	1958	1.00	15,281
18 Buhler	Daina	4.20 Dept Secretary II	G 7	7.38	1958	1.00	14,444
500 Undesignated		8.00 Student Wages					17,820
501 Undesignated		8.00 Student Assistants					4,178
1000		Salaries & Wages				18.00	744,497
1200		Employee Benefits					197,440
2000		Services					2,880
3000		Commodities					63,207
3600		Travel					1,600
9000		SUBTOTAL				18.00	1,009,624
9001		Revenue (Acct 1-11354-0901)					-37,500
211201 - Art		STATE FUNDING				18.00	972,124

ACCOUNT LINE NAME	EEO	TITLE	GRADE	RATE	TERM	FY 00 FTE	FY 00 BUDGET
211202 Journalism/Mass Comm							
1 McGaughey	Robert	2.15 Professor			10	0.33	21,363
2 White	H. Allen	2.25 Assoc Professor			10	1.00	52,065
2		2.25 [Residential College Head (318025) ]					[ 4,160]
2		[Total]					[ 56,225]
3 Haney	Roger	2.15 Professor			10	1.00	57,891
4 Lochte	Robert	2.15 Professor			10	1.00	52,892
5 Welsch	F. Gilland	2.65 Instructor			10	1.00	31,377
6 Landini	Ann	2.25 Assoc Professor			10	1.00	44,533
7 Dillon	John	2.25 Assoc Professor [Sabbatical 8/1/99 - 12/31/99]			10	1.00	42,457
8 Prater	Jeff	2.55 Operations Mgr-TV/Lecturer			12	1.00	26,631
9 Hedges	Joe	2.55 Publications Advisor/Lecturer			10	1.00	36,845
11 Phillips	Mickey	4.20 Dept Secretary II	G 7	9.37	1958	1.00	18,340
12 Shields	Joette	4.20 Dept Secretary I	G 6	7.81	1635	1.00	12,773
13 Herndon	Orville	5.10 Equipment Tech			12	1.00	28,731
14 Orvino-Proulx	Robin	2.55 Lecturer			10	1.00	33,432
15 Johnson	Richard	2.55 Media Technician/Lecturer			12	1.00	40,449
16 Wall	Celia	2.25 Associate Professor			10	1.00	39,842
17 Scafella	Jeanne	2.10 Chair / Professor			12	1.00	67,820
18 Gardner	Linda	2.35 Asst Professor			10	1.00	52,252
500 Undesignated		8.00 Student Wages					1,850
1000		Salaries & Wages				16.33	661,543
1200		Employee Benefits					175,844
2000		Services					853
3000		Commodities					10,062
3600		Travel					2,918
3700		Miscellaneous					625
9000		SUB-TOTAL				16.33	851,845
9001		Revenue (Acct 1-11354-0904)					-9,350
211202 - Journalism/Mass Comm		STATE FUNDING				16.33	842,495

ACCOUNT LINE NAME	EEO	TITLE	GRADE	RATE	TERM	FY 00 FTE	FY 00 BUDGET
211203 Music							
1 Runnels	Brian	2.10 Chair / Professor			12	1.00	71,130
2 Wurgler	Pamela	2.25 Assoc Professor			10	1.00	44,197
3 Brown	Stephen	2.15 Professor			10	1.00	55,999
4 Thile	Scott	5.10 Instrument Technician			12	1.00	30,821
5 Almquist	Bradley	2.25 Assoc Prof/Dir Choral Act			10	1.00	45,751
6 Conklin	Raymond	2.15 Professor			10	1.00	57,789
7 Taylor	Marie	2.15 Professor			10	1.00	55,295
8 Locke	Scott	2.35 Asst Professor			10	1.00	36,413
9 Bates	Karen	2.25 Assoc Professor			10	1.00	47,272
10 Scott	Richard	2.25 Assoc Professor			10	1.00	46,365
11 Johnson	Dennis	2.25 Assoc Prof/Dir Univ Bands [Sabb. 7/1-12/31/99]			10	1.00	48,380
12 Vanarsdel	Tommy	2.25 Assoc Professor			10	1.00	41,221
13 Vacant		2.35 Assistant Professor			10	1.00	35,000
14 Vacant		2.35 Assistant Professor			10	1.00	35,000
15 Steffa	John	2.25 Assoc Professor			10	1.00	44,877
16 Fannin	John	2.35 Lecturer/Asst Dir Bands			10	1.00	42,618
17 Dressler	John	2.15 Professor			10	1.00	50,927
18 Black	Randall	2.25 Assoc Professor			10	1.00	47,357
19 Erickson	Scott	2.35 Asst Professor			10	1.00	38,081
21 Kane	Susan	2.55 Lecturer			10	1.00	31,995
22 Bray	Patricia	4.20 Dept Secretary II	G 7	8.93	1958	1.00	17,480
23 Thurmond	Mary	4.20 Clerk Typist I	G 5	7.77	1635	1.00	12,707
500 Undesignated		8.00 Student Wages					20,354
1000		Salaries & Wages				22.00	957,029
1200		Employee Benefits					266,086
2000		Services					3,760
3000		Commodities					18,874
3600		Travel					9,970
3700		Miscellaneous					12,600
6000		Capital Outlay					8,000
9000		SUBTOTAL				22.00	1,276,319
9001		Revenue (Acct 1-11354-0902)					-27,500

ACCOUNT LINE NAME	EEO TITLE	GRADE	RATE	TERM	FY 00 FTE	FY 00 BUDGET
211203 - Music	STATE FUNDING				22.00	1,248,819

ACCOUNT LINE NAME	EEO TITLE	GRADE	RATE	TERM	FY 00 FTE	FY 00 BUDGET
211204 Speech Comm & Theatre						
1 Mayes Jerry	2.10 Chair / Professor			12	1.00	75,830
2 Gantt Vernon	2.15 Professor			10	1.00	62,854
3 Malinauskas Mark	2.15 Professor			10	0.50	31,732
3	2.15 [Dir Honors Program/Prof (211811) ]			12 [	0.50] [	38,665]
3	[Total]				[ 1.00] [	70,397]
4 Schempp James	2.25 Assoc Professor			10	1.00	50,608
4	2.25 [Residential College Head (318025) ]				[	4,160]
4	[Total]				[	54,768]
5 Cox Stephen	2.35 Assistant Professor			10	1.00	36,985
6 Booth James	2.15 Regents Professor			10	1.00	87,622
7 Thomas Carolyn	2.65 Visiting Guest Artist/Dance			10	1.00	32,000
8 Tillson Lou	2.35 Asst Professor			12	0.25	13,225
8	1.30 [Asst Dean/Asst Prof (214200) ]			12 [	0.75] [	39,374]
8	[Total]				[ 1.00] [	52,499]
9 Coel Crystal	2.55 Lecturer/Director of Forensics			10	1.00	33,290
10 Balthrop David	2.25 Assoc Prof/Dir of Theatre			10	1.00	43,201
11 Todd Timothy	2.35 [Asst Professor]			10 [	1.00] [	48,721]
12 Bokeno R. Michael	2.35 Asst Professor			10	1.00	42,175
13 Helton Jamie	4.20 Dept Secretary II	G 7	11.87	1855	1.00	22,015
14 Graham Lissa	2.55 Lecturer			10	1.00	29,699
15 Courter Joan	4.20 Dept Secretary I	G 6	9.36	1635	1.00	15,309
17 Vacant	2.35 Assistant Professor			10	1.00	35,000
500 Undesignated	8.00 Student Wages					16,251
1000	Salaries & Wages				13.75	627,796
1200	Employee Benefits					163,761
2000	Services					1,370
3000	Commodities					2,723
3600	Travel					8,470
3700	Miscellaneous					4,695
211204 - Speech Comm & Theatre	TOTAL				13.75	808,815

ACCOUNT LINE NAME	EEO	TITLE	GRADE	RATE	TERM	FY 00 FTE	FY 00 BUDGET
211705 WQTV							
1	Marinoff	Stanley	1.20	Station Manager		12 1.00	47,685
2	Albert	Larry	5.10	Studio Engineer		12 1.00	41,873
3	Vacant		3.10	Development Officer		12 0.16	5,132
4	Fowler	R. Allen	5.10	Transmission Engineer		12 0.43	16,087
4			3.10	[Chief Engineer - WKMS (213522) ]		12 [ 0.57] [	21,629]
4				[Total]		[ 1.00] [	37,716]
5			5.10	(Transferred to 5-21775)			
6			4.20	(Transferred to 5-21775)			
7			5.20	(Transferred to 5-21775)			
8			5.20	(Transferred to 5-21775)			
500	Undesignated		8.00	Student Wages			29,663
1000				Salaries & Wages		2.59	140,440
1200				Employee Benefits			21,053
2000				Services			9,000
3000				Commodities			15,497
3600				Travel			2,500
3700				Miscellaneous			2,000
9000				SUB-TOTAL		2.59	190,490
9001				Revenue (Acct 1-11705-0458)			-36,000
211705 - WQTV				STATE FUNDING		2.59	154,490

ACCOUNT LINE NAME	EEO TITLE	GRADE	RATE	TERM	FY 00 FTE	FY 00 BUDGET
<hr/>						
211215 Festival of Champions						
1400	Other Personnel Costs					2,500
2000	Services					3,500
3000	Commodities					1,000
3600	Travel					250
3700	Miscellaneous					4,250
9000	SUBTOTAL					11,500
9001	Revenue (Acct 1-11215-0459)					-11,500
<hr/>						
211215 - Festival of Champions	STATE FUNDING				0.00	0

ACCOUNT LINE NAME	EEO TITLE	GRADE	RATE	TERM	FY 00 FTE	FY 00 BUDGET
211216 Quad State Festivals						
1400	Other Personnel Costs					5,800
2000	Services					3,100
3000	Commodities					6,200
3600	Travel					800
3700	Miscellaneous					100
9000	SUBTOTAL					16,000
9001	Revenue (Acct 1-11216-0490)					-16,000
211216 - Quad State Festivals	STATE FUNDING				0.00	0

ACCOUNT LINE NAME	EEO TITLE	GRADE	RATE	TERM	FY 00 FTE	FY 00 BUDGET
213522 WKMS Radio (State)						
1 Lochte Kate	1.20 Director			12	1.00	44,638
2 Fowler R Allen	5.10 Chief Engineer			12	0.57	21,629
2	3.10 [Transmitter Engineer, WQTV (211705) ]			12	[ 0.43] [	16,087]
2	[Total]				[ 1.00] [	37,716]
3 Fleming David	3.10 "All Things Considered" Jazz Host/Prod/Oper Dir			12	1.00	21,520
4 Hunt Margaret	3.10 Assistant Station Manager			12	1.00	31,363
5 Medlock Vince	3.10 Production/Training/Operations Director			12	1.00	26,070
6 Vacant	3.10 [Jazz Host/Producer]			12	[ 1.00] [	19,868]
7 Vacant	3.10 [Promotion/Dev Director]			12	[ 1.00] [	26,684]
8 Barrett Lori	3.10 News Director			12	1.00	25,002
9 Thweatt Katherine	4.20 Bookkeeper II/Secretary	G 9	10.75	1958	1.00	21,044
500 Undesignated	8.00 Student Wages					4,660
1000	Salaries & Wages				6.57	195,926
1200	Employee Benefits					57,418
213522 - WKMS Radio (State)	TOTAL				6.57	253,344

ACCOUNT LINE NAME	EEO TITLE	GRADE	RATE	TERM	FY 00 FTE	FY 00 BUDGET
214001 Clara Eagle Art Gallery						
3700	Miscellaneous					7,385
214001 - Clara Eagle Art Gallery	TOTAL				0.00	7,385

ACCOUNT LINE NAME	EEO TITLE	GRADE	RATE	TERM	FY 00 FTE	FY 00 BUDGET
<hr/>						
214024 University Theatre						
3000	Commodities					19,386
9000	SUBTOTAL					19,386
9001	Revenue (Acct 1-14024-0459)					-7,000
<hr/>						
214024 - University Theatre	STATE FUNDING				0.00	12,386

ACCOUNT LINE NAME	EEO TITLE	GRADE	RATE	TERM	FY 00 FTE	FY 00 BUDGET
215007 Shield						
500 Undesignated	8.00 Student Wages					21,536
700 Undesignated	11.00 Temp Nonex/Extra Hlp					4,000
1000	Salaries & Wages					25,536
1200	Employee Benefits					306
2000	Services					500
3000	Commodities					36,283
3600	Travel					1,850
9000	SUBTOTAL					64,475
9001	Revenue (Acct 1-13511-0461)					-64,475
215007 - Shield	STATE FUNDING				0.00	0

ACCOUNT LINE NAME	EEO TITLE	GRADE	RATE	TERM	FY 00 FTE	FY 00 BUDGET
215009 MSU News						
500 Undesignated	8.00 Student Wages					38,653
1000	Salaries & Wages					38,653
2000	Services					10,230
3000	Commodities					29,440
3600	Travel					1,400
3700	Miscellaneous					500
9000	SUBTOTAL					80,223
9001	Revenue (Acct 1-13507-0458)					-51,609
215009 - MSU News	STATE FUNDING				0.00	28,614

ACCOUNT LINE NAME	EEO	TITLE	GRADE	RATE	TERM	FY 00 FTE	FY 00 BUDGET
218008		Marching Band Stipends					
1400		Other Personnel Costs					28,500
3000		Commodities					
4000		Scholarships & Fin. Aid					
218008 - Marching Band Stipends		TOTAL				0.00	28,500

ACCOUNT LINE NAME	EEO TITLE	GRADE	RATE	TERM	FY 00 FTE	FY 00 BUDGET
215841	Marching Band					
1400	Other Personnel Costs					600
2000	Services					3,836
3000	Commodities					12,500
3600	Travel					11,664
215841 - Marching Band	TOTAL				0.00	28,600

ACCOUNT LINE NAME	EEO TITLE	GRADE	RATE	TERM	FY 00 FTE	FY 00 BUDGET
211210 Fine Arts - Other Inst						
300 Undesignated	12.00 Adjuncts					50,258
600 Undesignated	9.00 Graduate Assistants					44,000
751 Undesignated	12.00 Other Instruction					15,000
1000	Salaries & Wages					109,258
1200	Employee Benefits					4,993
211210 - Fine Arts - Other Inst	TOTAL				0.00	114,251

ACCOUNT LINE NAME	EEO TITLE	GRADE	RATE	TERM	FY 00 FTE	FY 00 BUDGET
211963 Summer Salaries - Fine Arts						
900 Undesignated	10.00 Summer Salaries					93,644
1000	Salaries & Wages					93,644
1200	Employee Benefits					20,602
211963 - Summer Salaries - Fine Arts	TOTAL				0.00	114,246

ACCOUNT LINE NAME	EEO	TITLE	GRADE	RATE	TERM	FY 00 FTE	FY 00 BUDGET
214500 Dean - Humanistic Stds							
1 Wolf	Kenneth	1.30 Interim Dean & Professor			12	1.00	78,017
5 Wilson	Gena	4.20 Administrative Secretary III	G 9	9.37	1958	1.00	18,341
6 Vaughan	Marcia	3.10 Administrative Asst / Director - CAA			12	1.00	38,387
6		3.10 (Transferred to 2-14500-6)					
7 Washer	Shirley	4.20 Dept Sec II (Univ Assessment)	G 7	9.99	979	0.50	9,780
7		4.20 [Dept Secr II/Philosophy (211504) ]	G 7	9.99	979 [	0.50] [	9,780]
7		[Total]		9.99	1958 [	1.00] [	19,560]
8 Chavez	Eric	5.10 Computer Support Tech			12	1.00	28,600
500 Undesignated		8.00 Student Wages					8,167
1000		Salaries & Wages				4.50	181,292
1200		Employee Benefits					47,930
2000		Services					1,040
3000		Commodities					1,903
3600		Travel					1,725
3700		Miscellaneous					4,000
214500 - Dean - Humanistic Stds		TOTAL				4.50	237,890

ACCOUNT LINE NAME	EEO	TITLE	GRADE	RATE	TERM	FY 00 FTE	FY 00 BUDGET
211501 English							
1 Murphy	Peter	2.20 Chair / Assoc Professor			12	1.00	70,350
2 Kimball	Miles	2.35 Asst Professor			10	1.00	36,239
3 Herndon	Jerry	2.15 Professor			10	0.50	32,916
4 Sroda	Mary	2.35 Asst Professor & Dir of M.A. TESOL			10	1.00	38,078
5 Lorrain	Jean	2.15 Professor			10	1.00	57,365
6 Cella	Charles	2.15 Professor			10	1.00	67,298
6		2.15 [Residential College Head (318025) ]				[	4,180]
6		[Total]				[	71,478]
7 Vacant		2.35 Asst Professor			10	1.00	35,000
8 Vacant		2.15 Professor			10	0.50	26,415
9 Daughaday	Charles	2.15 Professor			10	0.50	27,434
10 Tucker	Kenneth	2.15 Professor			10	0.50	27,434
11 Earnest	James	2.15 Professor			10	1.00	51,196
12 Miller	Michael	2.15 Professor			10	0.50	27,434
13 Steiger	Richard	2.15 Professor			10	1.00	49,718
14 Hall	Chekita	2.35 Asst Professor (Military Leave)			10	1.00	39,076
15 Vacant		2.35 Asst Professor			10	1.00	35,000
16 Loberger	Gordon	2.25 Assoc Professor			10	1.00	44,988
17 Anderson	Thayle	2.15 Professor			10	1.00	51,079
18 Osborne	Carol	2.35 Asst Professor			10	1.00	35,874
19 Brown, III	Ogden	2.25 Assoc Professor			10	1.00	51,206
19		2.25 [Residential College Head (318025) ]				[	4,160]
19		[Total]				[	55,366]
20 Helton, Jr.	Roy	2.35 Asst Professor			10	1.00	41,541
21 Roulston	Helen	2.25 Assoc Professor			10	1.00	40,238
22 Cohen	Michael	2.15 Professor			10	1.00	62,783
23 Babcock	Squire	2.25 Assoc Professor (Sabb. 1/1/00 - 5/31/00)			10	1.00	41,379
24 Claywell	Gina	2.35 Asst Professor			10	1.00	40,755
25 Aguiar	Sarah	2.35 Asst Professor			10	1.00	36,940
27 Neelon	Ann	2.25 Assoc Professor			10	1.00	41,100
28 Simmons	Candace	4.20 Dept Secretary II	G 7	7.33	1958	1.00	14,357
30 Morgan	Michael	2.25 Associate Professor			10	1.00	39,569
30		3.10 [Coord - Recruitment (IIS - 211514-16)]			12	[	3,476]
30		[TOTAL]				[ 1.00] [	43,045]

ACCOUNT LINE NAME	EEO TITLE	GRADE	RATE	TERM	FY 00 FTE	FY 00 BUDGET
33 Vacant	2.55 Lecturer			10	0.50	8,562
34 Brannen Sally	2.55 Lecturer			10	0.50	8,562
35 Vacant	2.55 Lecturer			10	0.50	8,562
36 McIntosh Sally	2.55 Lecturer			10	0.50	8,562
37 Robinson Janet	2.55 Lecturer			10	0.50	8,562
38 Foreman William	2.35 Asst Professor			10	1.00	35,010
39 Seward Pamela	4.20 Dept Secretary I	G 6	6.76	1090	0.50	7,370
40 Binfield Kevin	2.35 Assistant Professor			10	1.00	37,238
41 Johnson Marcia	2.55 Lecturer			10	1.00	33,567
500 Undesignated	8.00 Student Wages					10,000
1000	Salaries & Wages				31.50	1,328,757
1200	Employee Benefits					347,691
2000	Services					1,000
3000	Commodities					8,185
3600	Travel					8,100
3700	Miscellaneous					9,381
211501 - English	TOTAL				31.50	1,703,114

ACCOUNT LINE NAME	EEO	TITLE	GRADE	RATE	TERM	FY 00 FTE	FY 00 BUDGET
211532 TESOL							
1 Zou	Guangmong	2.35 Asst Professor			12	0.25	9,824
1		3.10 [ELI Inst/Coord ESL Program - (211529)]			12	[ 0.75] [	30,245]
1		[Total]				[ 1.00] [	40,069]
300 Undesignated		12.00 Adjuncts					5,000
600 Undesignated		9.00 Graduate Assistants					9,200
750 Undesignated		10.00 Temporary Exempt					6,000
1000		Salaries & Wages				0.25	30,024
1200		Employee Benefits					4,071
3000		Commodities					2,900
3600		Travel					3,000
3700		Miscellaneous					400
9000		SUB-TOTAL				0.25	40,395
9001		Revenue (Acct 1-11529-0464)					-40,395
211532 - TESOL		STATE FUNDING				0.25	0

ACCOUNT LINE NAME	EEO	TITLE	GRADE	RATE	TERM	FY 00 FTE	FY 00 BUDGET
<b>211502 Foreign Languages</b>							
1 Grimes Milton	2.15	Professor			12	1.00	59,991
1	1.20	[Director - KIIS (211520) ]				[	5,745]
1		[Total]				[ 1.00]	[ 65,736]
2 Medina Jorge	2.35	Asst Professor			10	1.00	36,000
3 Howe Mica	2.35	Asst Professor			10	1.00	36,623
4 Bryant Keri	2.35	Asst Professor			10	1.00	36,675
5 Keeslar Suzanne	2.35	Asst Professor			10	0.50	23,657
6 Waag Carl	2.15	Professor			10	1.00	45,570
7 Morgan Janice	2.15	Professor			10	1.00	47,823
8 Thompson Linda	4.20	Dept Secretary II	G 7	7.77	1958	1.00	15,212
9 Brown Margaret	2.20	Interim Chair / Assoc Professor			12	1.00	53,925
10	2.55	(Internal Re-allocation)					
11 Vacant	2.10	Professor			12	1.00	54,897
12 Hatakeyama Yoko	2.55	Lecturer			10	1.00	26,461
13 Vacant	2.35	Assistant Professor			10	1.00	35,000
14 Bodevin Leon	2.35	Assistant Professor			10	1.00	35,000
500 Undesignated	8.00	Student Wages					5,401
1000		Salaries & Wages				12.50	512,235
1200		Employee Benefits					131,499
2000		Services					450
3000		Commodities					2,371
3600		Travel					2,350
3700		Miscellaneous					350
211502 - Foreign Languages		TOTAL				12.50	649,255

ACCOUNT LINE NAME	EEO	TITLE	GRADE	RATE	TERM	FY 00 FTE	FY 00 BUDGET
211503 History							
2 Hammack, Jr.	James	2.10 Chair / Professor			12	1.00	74,002
3 Beasley	T. Wayne	2.15 Professor			10	1.00	55,419
4 Takeyh	Ray	2.35 Asst Professor			10	1.00	35,000
5 Fuhrmann	Joseph	2.15 Professor			10	1.00	50,457
6 Bolin	J. Duane	2.25 Assoc Professor			10	1.00	42,589
8 Belue	Ted	2.45 Senior Lecturer			10	1.00	33,000
9 Strieter	Terry	2.15 Professor			10	1.00	51,456
10 Beahan	Charlotte	2.15 Professor			10	1.00	52,754
11 Schell	William	2.25 Assoc Professor			10	1.00	40,321
12 Hino	Abannik	2.35 Asst Professor			10	1.00	35,883
13 Hays	Kay	4.20 Dept Secretary II	G 7	8.70	1958	1.00	17,037
14 Carpenter	Stephanie	2.35 Assistant Professor			10	1.00	35,015
15 Gannon	Bernard	2.35 Assistant Professor			10	1.00	36,043
16 Mulligan, Jr.	William	2.25 Assoc Professor [Sabb. 1/1/00-5/31/00]			10	1.00	42,734
17 Galt-Brown	James	2.55 Lecturer			10	1.00	27,081
18		2.55 (Internal Re-allocation)					
19 Cartwright	Joseph	2.15 Professor			10	0.50	37,764
500 Undesignated		8.00 Student Wages					7,979
1000		Salaries & Wages				15.50	674,534
1200		Employee Benefits					177,400
2000		Services					600
3000		Commodities					2,984
3600		Travel					3,435
3700		Miscellaneous					5,390
211503 - History		TOTAL				15.50	864,343

ACCOUNT LINE NAME	EEO	TITLE	GRADE	RATE	TERM	FY 00 FTE	FY 00 BUDGET
211504 Phil. & Relig. Studies							
1 Foreman	Terry	2.25 Assoc Professor			10	1.00	49,209
3 Robinson	Franklin	2.10 Chair / Professor			11	1.00	59,871
4 Vacant		2.55 Lecturer			10	1.00	27,030
5 Washer	Shirley	4.20 Dept Secretary II	G 7	9.99	979	0.50	9,780
5		4.20 [Dept Sec II - Univ Assess (214500) ]	G 7	9.99	979 [	0.50] [	9,780]
5		[Total]		9.99	1958 [	1.00] [	19,560]
500 Undesignated		8.00 Student Wages					2,078
1000		Salaries & Wages				3.50	147,968
1200		Employee Benefits					40,539
2000		Services					100
3000		Commodities					1,184
3600		Travel					800
3700		Miscellaneous					175
211504 - Phil. & Relig. Studies		TOTAL				3.50	190,766

ACCOUNT LINE NAME	EEO TITLE	GRADE	RATE	TERM	FY 00 FTE	FY 00 BUDGET
<b>211407 Psychology</b>						
1 Posey	Thomas	2.10 Chair / Professor		12	1.00	76,897
2 Barrett	Terry	2.15 Professor		10	1.00	60,247
3 Holle	Christian	2.35 Assistant Professor		10	1.00	37,145
4 Waddill	Paula	2.35 Assistant Professor		10	1.00	37,828
5 Liljequist	Laura	2.35 Asst Professor		10	1.00	37,240
6 Royalty	Joel	2.15 Professor		10	1.00	54,894
7 Wann	Daniel	2.25 Assoc. Professor		10	1.00	44,370
8 Robinson	Thomas	2.35 Asst Professor		10	1.00	38,245
9 Ritter	Alysia	2.25 Assoc Professor		10	1.00	44,865
10 Fortner	Sherry	4.20 Dept Secretary II	G 7	8.88 1958	1.00	17,391
11 Norsworthy	Martha	4.20 Dept Secretary I	G 6	9.03 1793	1.00	16,191
12 Duncan	Rena	2.25 Assoc Professor		10	1.00	42,732
500 Undesignated	8.00 Student Wages					4,133
1000	Salaries & Wages				12.00	512,178
1200	Employee Benefits					140,670
2000	Services					900
3000	Commodities					3,789
3600	Travel					2,940
3700	Miscellaneous					3,375
<b>211407 - Psychology</b>	<b>TOTAL</b>				<b>12.00</b>	<b>663,852</b>

ACCOUNT LINE NAME	EEO TITLE	GRADE	RATE	TERM	FY 00 FTE	FY 00 BUDGET
211505 Sociology & Anthro						
1 Elwell Frank	2.10 Chair / Professor			12	1.00	67,590
2 Vacant	2.35 Assistant Professor			10	1.00	35,000
4 Webb Althea	2.55 Lecturer			10	1.00	38,492
5 Carstens Kenneth	2.15 Professor			10	1.00	58,110
5	2.15 Director - Arch Svc Ctr					2,159
5	[Total]				[ 1.00] [	60,269]
6 Bogal-Allbritten Rosemarie	2.15 Professor			10	1.00	58,497
6	2.15 Director - Social Work					2,267
6	[Total]				[ 1.00] [	60,764]
7 Harrison Edrena	2.55 Lecturer (LWOP 8/1/99 - 5/31/00)			10	1.00	37,767
8 Jones Steven	2.25 Assoc Professor			10	1.00	44,355
9 Wesler Kit	2.15 Dir Wicklf Mounds / Prof			12	1.00	53,113
10 Daughaday Lillian	2.25 Assoc Professor			10	1.00	41,835
11 Miller Merry	2.55 Lecturer			10	1.00	34,519
12 King Eva	4.20 Dept Secretary II	G 7	9.78	1958	1.00	19,159
13 Wylie Jeffrey	2.55 Lecturer			10	1.00	33,493
500 Undesignated	8.00 Student Wages					3,504
1000	Salaries & Wages				12.00	529,860
1200	Employee Benefits					144,597
2000	Services					550
3000	Commodities					2,660
3600	Travel					3,865
3700	Miscellaneous					500
211505 - Sociology & Anthro	TOTAL				12.00	682,032

ACCOUNT LINE NAME	EEO TITLE	GRADE	RATE	TERM	FY 00 FTE	FY 00 BUDGET
211519 English Comp Lab						
3000	Commodities					30,000
211519 - English Comp Lab	TOTAL				0.00	30,000

ACCOUNT LINE NAME	EEO	TITLE	GRADE	RATE	TERM	FY 00 FTE	FY 00 BUDGET
211520 KIIS							
1 Martin Nancy		3.10 Coordinator				12 1.00	25,000
2 Nelson Christi		4.20 Study Abroad Prog Spec	G 9	8.16	1958	1.00	15,973
3 Grimes Milton		2.15 Director - KIIS					5,745
3		2.15 [Prof - Foreign Languages (211502) ]				12 [ 1.00] [	59,991]
3		[Total]				[ 1.00] [	65,736]
4 Stetter Magdalene		4.20 Bookkeeper/Secretary	G 7	7.16	1044	0.50	7,471
700 Undesignated		11.00 Temporary Non-Exempt					13,590
1000		Salaries & Wages				2.50	67,779
1200		Employee Benefits					13,687
3000		Commodities					493,742
3700		Miscellaneous					10,000
9000		SUBTOTAL				2.50	585,208
9001		Revenue (Acct 1-11521-0464)					-585,208
211520 - KIIS		STATE FUNDING				2.50	0

ACCOUNT LINE NAME	EEO TITLE	GRADE	RATE	TERM	FY 00 FTE	FY 00 BUDGET
<hr/>						
213707 Archaeology Svc Ctr						
700 Undesignated	11.00 Temporary Non-Exempt					5,640
1000	Salaries & Wages					5,640
1200	Employee Benefits					431
2000	Services					200
3600	Travel					475
9000	SUBTOTAL					6,746
9001	Revenue (Acct 1-13707-0500)					-6,746
<hr/>						
213707 - Archaeology Svc Ctr	STATE FUNDING				0.00	0

ACCOUNT LINE NAME	EEO TITLE	GRADE	RATE	TERM	FY 00 FTE	FY 00 BUDGET
<hr/>						
214040 Wickliffe Mounds						
1 Hildebrand Carla	3.10 Asst Director/Curator				12 1.00	21,193
						<hr/>
1000	Salaries & Wages				1.00	21,193
1200	Employee Benefits					9,094
3700	Miscellaneous					22,000
						<hr/>
9000	SUBTOTAL				1.00	52,287
9001	Revenue (Acct 1-14040-0460)					-23,555
						<hr/>
214040 - Wickliffe Mounds	STATE FUNDING				1.00	28,732

ACCOUNT LINE NAME	EEO TITLE	GRADE	RATE	TERM	FY 00 FTE	FY 00 BUDGET
214041 Wick Mds Gift Shop						
3700	Miscellaneous					4,700
9000	SUBTOTAL					4,700
9001	Revenue (Acct 1-14041-0461)					-4,700
214041 - Wick Mds Gift Shop	STATE FUNDING				0.00	0

ACCOUNT LINE NAME	EEO TITLE	GRADE	RATE	TERM	FY 00 FTE	FY 00 BUDGET
214042 Wick Welcome Center						
1 Owens Karen	4.20 Receptionist	G 3	7.15	1958	1.00	14,002
1000	Salaries & Wages				1.00	14,002
1200	Employee Benefits					2,903
3700	Miscellaneous					7,000
214042 - Wick Welcome Center	TOTAL				1.00	23,905

ACCOUNT LINE NAME	EEO TITLE	GRADE	RATE	TERM	FY 00 FTE	FY 00 BUDGET
211518 Foreign Language Lab						
3000	Commodities					2,500
211518 - Foreign Language Lab	TOTAL				0.00	2,500

ACCOUNT LINE NAME	EEO TITLE	GRADE	RATE	TERM	FY 00 FTE	FY 00 BUDGET
211506 Hum Stds - Other Instr						
300 Undesignated	12.00 Adjuncts					92,840
600 Undesignated	9.00 Graduate Assistants					62,125
750 Undesignated	10.00 Temp Ex/Research & Development					13,977
751 Undesignated	10.00 Degree Completion					608
1000	Salaries & Wages					169,550
1200	Employee Benefits					8,218
3600	Travel					5,000
3700	Miscellaneous					8,181
6000	Capital Outlay					20,000
211506 - Hum Stds - Other Instr	TOTAL				0.00	210,949

ACCOUNT LINE NAME	EEO TITLE	GRADE	RATE	TERM	FY 00 FTE	FY 00 BUDGET
<hr/>						
211966 Summer Salaries - Hum Stds						
900 Undesignated	10.00 Summer Salaries					105,999
						<hr/>
1000	Salaries & Wages					105,999
1200	Employee Benefits					23,320
						<hr/>
211966 - Summer Salaries - Hum Stds	TOTAL				0.00	129,319

ACCOUNT LINE NAME	EEO	TITLE	GRADE	RATE	TERM	FY 00 FTE	FY 00 BUDGET
214600 Dean - Ind & Tech							
1 Auer	Thomas	1.30 Dean / Professor			12	1.00	91,049
2 Pendleton	Joey	3.10 Project Manager			12	1.00	55,000
3 Edwards	Gela	4.20 Administrative Secretary III	G 9	13.64	1958	1.00	26,700
4 Dandeneau	Tamela	4.20 Accounts Control Clerk	G 9	10.21	1958	1.00	19,995
6 Vaughan	James	1.30 Assistant Dean/Asst Prof			12	1.00	57,927
500 Undesignated		8.00 Student Wages					14,402
1000		Salaries & Wages				5.00	265,073
1200		Employee Benefits					57,872
2000		Services					8,895
3000		Commodities					14,050
3600		Travel					11,833
3700		Miscellaneous					13,412
6000		Capital Outlay					2,900
214600 - Dean - Ind & Tech TOTAL							5.00 374,035

ACCOUNT LINE NAME	EEO	TITLE	GRADE	RATE	TERM	FY 00 FTE	FY 00 BUDGET
211745 TSM - Ind & Tech - Matching Funds							
1 Weatherly James	2.25	Assoc Professor			10	1.00	53,808
2 Greer Marlin	2.25	Assoc Professor			10	1.00	53,190
3 Call William	2.25	Assoc Professor			10	1.00	50,325
4 McLaren John	2.35	Asst Professor			10	1.00	45,442
1000		Salaries & Wages				4.00	202,765
1200		Employee Benefits					57,041
211745 - TSM - Ind & Tech - Matching Funds		TOTAL				4.00	259,806

ACCOUNT LINE NAME	EEO	TITLE	GRADE	RATE TERM	FY 00 FTE	FY 00 BUDGET
211620 Engineering Institute						
1 Vacant		2.35 Asst Professor			10 1.00	42,415
2 Hickman	Scott	2.35 Asst Professor			10 1.00	41,559
1000		Salaries & Wages			2.00	83,974
1200		Employee Benefits				22,087
2000		Services				1,064
3000		Commodities				26,273
3600		Travel				5,000
9000		SUB-TOTAL			2.00	138,398
9001		Revenue (Acct 1-11620-0490)				-40,000
211620 - Engineering Institute		STATE FUNDING			2.00	98,398

ACCOUNT LINE NAME	EEO TITLE	GRADE	RATE	TERM	FY 00 FTE	FY 00 BUDGET
211612 CIT Services						
1 Willoughby Dwaine	5.10 Electronic Equipment Technician			12	1.00	25,743
1000	Salaries & Wages				1.00	25,743
1200	Employee Benefits					7,225
2000	Services					2,500
3000	Commodities					2,000
3600	Travel					500
211612 - CIT Services	TOTAL				1.00	37,968

ACCOUNT LINE NAME	EEO	TITLE	GRADE	RATE	TERM	FY 00 FTE	FY 00 BUDGET
211301 Agriculture							
1 Davis James		2.15 Professor			12	1.00	70,882
2 Morgan Joseph		2.35 Asst Professor			10	1.00	39,426
3 Bowman Kenneth		2.25 Assoc Professor			10	1.00	44,718
4 Ferguson David		2.35 Asst Professor			10	1.00	39,682
5 Mikulcik John		2.15 Professor			10	1.00	58,903
6 Rudolph James		2.15 Professor			12	1.00	72,890
7 Macha Roger		2.25 Assoc Professor			10	1.00	50,847
8 Vacant		2.35 Asst Professor			10	1.00	35,000
9 Driskill Charles		2.25 Assoc Professor			10	1.00	51,065
10 Brannon Tony		2.20 Chair / Assoc Professor			12	1.00	66,400
11 Simmons Barry		3.10 Farm Manager			12	1.00	34,638
12 Buffington Matthew		3.10 Barn Manager			12	1.00	24,389
13 Alexander Sara		4.20 Dept Secretary II	G 7	11.19	1958	1.00	21,904
14 Terry Brien		2.55 Lecturer			10	1.00	28,355
15 Payne William		2.15 Professor			10	1.00	69,147
16 Vacant		2.55 Lecturer			10	1.00	26,600
17 Watkins Christy		3.10 Recruitment Coordinator			12	0.83	13,951
17		3.10 [UST/Ag Leadership/Scholarship 4-42545]			12	[ 0.17]	[ 2,844]
17		[TOTAL]				[ 1.00]	[ 16,795]
18 Yeater Thomas		2.55 Rodeo Coach/Lecturer			12	1.00	31,479
300 Undesignated		12.00 Temp Ex/Adjuncts					2,000
500 Undesignated		8.00 Student Wages					7,966
600 Undesignated		9.00 Graduate Assistants					6,000
750 Undesignated		10.00 Temp Ex/Super Teach					10,277
1000		Salaries & Wages				17.83	806,519
1200		Employee Benefits					208,156
2000		Services					4,500
3000		Commodities					15,176
3600		Travel					6,675
3700		Miscellaneous					300
9000		SUBTOTAL				17.83	1,041,326
9001		Revenue (Acct 1-11352-0765)					-4,676

ACCOUNT LINE NAME	EEO TITLE	GRADE	RATE	TERM	FY 00 FTE	FY 00 BUDGET
211301 - Agriculture	STATE FUNDING				17.83	1,036,650

ACCOUNT LINE NAME	EEO TITLE	GRADE	RATE	TERM	FY 00 FTE	FY 00 BUDGET
211606 AG Mechanization						
500 Undesignated	8.00 Student Wages					4,949
1000	Salaries & Wages					4,949
3000	Commodities					1,200
3600	Travel					550
9000	SUBTOTAL					6,699
9001	Revenue (Acct 1-11352-0770)					-1,750
211606 - AG Mechanization	STATE FUNDING				0.00	4,949

ACCOUNT LINE NAME	EEO TITLE	GRADE	RATE TERM	FY 00 FTE	FY 00 BUDGET
211310 Animal Health Tech					
1 Canerdy Terry	2.25 Assoc Professor		12	1.00	64,381
2 Hay-Driskill Jami	2.45 Senior Lecturer		12	1.00	30,896
3 Radford Laura	2.35 Asst Professor		10	1.00	42,682
500 Undesignated	8.00 Student Wages				5,095
600 Undesignated	9.00 Graduate Assistants				3,000
1000	Salaries & Wages			3.00	146,054
1200	Employee Benefits				36,292
2000	Services				8,500
3000	Commodities				17,250
3600	Travel				1,500
6000	Capital Outlay				5,000
9000	SUBTOTAL			3.00	214,596
9001	Revenue (Acct 1-11352-0771)				-1,050
211310 - Animal Health Tech	STATE FUNDING			3.00	213,546

ACCOUNT LINE NAME	EEO TITLE	GRADE	RATE	TERM	FY 00 FTE	FY 00 BUDGET
211312 Rodeo						
1	3.10 (Transferred to 2-11301-018)					
500 Undesignated	8.00 Student Wages					2,089
1000	Salaries & Wages					2,089
1200	Employee Benefits					
2000	Services					2,100
3000	Commodities					18,400
3600	Travel					3,141
9000	SUBTOTAL					25,730
9001	Revenue (Acct 1-13508-0456)					-12,000
211312 - Rodeo	STATE FUNDING				0.00	13,730

ACCOUNT LINE NAME	EEO TITLE	GRADE	RATE	TERM	FY 00 FTE	FY 00 BUDGET
211402 Dietetics & Food Srvc Sys Mgt						
3	2.25 (Trans to 2-11402-5 / 2-11609-300)					
5 Vacant	2.25 Assoc Professor			10	0.50	43,000
7	2.35 (Transferred to 2-11202-018)					
8	2.45 (Transferred to 2-11603-020)					
9 Timmons Kathryn	2.45 Senior Lecturer			10	1.00	34,672
10 Vacant	4.20 Dept Secretary II	G 7	6.72	1044	0.50	7,016
300 Undesignated	12.00 Temp Ex/Adjuncts					6,000
500 Undesignated	8.00 Student Wages					4,349
600 Undesignated	9.00 Graduate Assistants					1,200
750 Undesignated	10.00 Temp Ex/Honorarium					
751 Undesignated	10.00 Temp Ex/Workshop					
1000	Salaries & Wages				2.00	96,237
1200	Employee Benefits					19,840
2000	Services					550
3000	Commodities					4,167
3600	Travel					2,767
3700	Miscellaneous					500
6000	Capital Outlay					1,641
9000	SUBTOTAL				2.00	125,702
9001	Revenue (Acct 1-11352-0762)					-1,975
211402 - Dietetics & Food Srvc Sys Mgt	STATE FUNDING				2.00	123,727

ACCOUNT LINE NAME	EEO	TITLE	GRADE	RATE	TERM	FY 00 FTE	FY 00 BUDGET
211602 Graphic Communication Tech							
1 Gray	Thomas	2.10 Chair / Professor			12	1.00	79,415
2 Magee	William	2.55 Lecturer			10	1.00	44,386
3 Horwood	Stephen	2.25 Assoc Professor			10	1.00	60,458
3		2.25 [Residential College Head (318025) ]				[	4,160]
3		[Total]				[	64,618]
4 Barton	Betty	4.20 Dept Secretary II	G 7	8.58	1958	1.00	16,794
500 Undesignated		8.00 Student Wages					4,133
600 Undesignated		9.00 Graduate Assistants					3,600
1000		Salaries & Wages				4.00	208,786
1200		Employee Benefits					54,676
2000		Services					2,740
3000		Commodities					9,140
3600		Travel					2,857
3700		Miscellaneous					400
9000		SUBTOTAL				4.00	278,599
9001		Revenue (Acct 1-11352-0763)					-1,445
211602 - Graphic Communication Tech						4.00	277,154
STATE FUNDING							

ACCOUNT LINE NAME	EEO	TITLE	GRADE	RATE	TERM	FY 00 FTE	FY 00 BUDGET
211603 Industrial Engrng/Tech							
1 McNeary Paul	2.15	Professor			10	1.00	65,585
2	2.55	(Internal Re-allocation)					
3 Djassemi Manocher	2.35	Asst Professor			10	1.00	47,820
4 Zirbel Jay	2.25	Assoc Professor			10	1.00	45,788
5 Brown Dan	2.25	Assoc Professor			10	1.00	43,970
6 Siebold Bert	2.15	Professor			10	1.00	54,400
7 Schneiderman Steven	2.25	Assoc Professor			10	1.00	55,945
8 Claiborne Daniel	2.20	Chair / Assoc Professor			12	1.00	61,400
9 Weatherly James	2.25	(Transferred to 2-11745)					
9	2.25	[Assoc Prof - TSM Match (211745) ]			10 [	1.00] [	53,808]
10 Reamer Shirley	4.20	Dept Secretary II	G 7	11.24	1958	1.00	22,009
11 Greer Marlin	2.25	(Transferred to 2-11745)					
11	2.25	[Assoc Prof - TSM Match (211745) ]			10 [	1.00] [	53,190]
12 Whitaker William	2.25	Assoc Professor			10	1.00	54,844
13 Kellie Andrew	2.15	Professor			10	1.00	53,780
14 Benson James	2.25	Assoc Professor			10	1.00	53,798
15 Call William	2.25	(Transferred to 2-11745)					
15	2.25	[Assoc Prof - TSM Match (211745) ]			10 [	1.00] [	50,325]
16 Palmer William	2.35	Asst Professor			10	1.00	51,056
17 McLaren John	2.35	(Transferred to 2-11745)					
17	2.35	[Asst Prof - TSM Match (211745) ]			10 [	1.00] [	45,442]
18 Vacant	2.15	Professor			10	1.00	52,710
19 Benson Brenda	4.20	Dept Secretary II	G 7	11.31	1958	1.00	22,142
20 Payne Judith	2.45	Senior Lecturer			10	1.00	41,803
22 Kemp Michael	2.35	Asst Professor			10	1.00	47,710
23 Conover Mary	2.25	Assoc Professor			10	1.00	48,621
300 Undesignated	12.00	Temp Ex/Adjuncts					8,000
500 Undesignated	8.00	Student Wages					14,327
600 Undesignated	9.00	Graduate Assistants					7,000
1000		Salaries & Wages				17.00	852,708
1200		Employee Benefits					223,774
2000		Services					650
3000		Commodities					34,620

ACCOUNT LINE NAME	EEO	TITLE	GRADE	RATE	TERM	FY 00 FTE	FY 00 BUDGET
3600		Travel					13,440
3700		Miscellaneous					500
9000		SUBTOTAL				17.00	1,125,692
9001		Revenue (Acct 1-11352-0768)					-7,200
211603 - Industrial Engrng/Tech		STATE FUNDING				17.00	1,118,492

ACCOUNT LINE NAME	EEO TITLE	GRADE	RATE	TERM	FY 00 FTE	FY 00 BUDGET
<hr/>						
211604 Occup Safety & Health						
1 Bernard Tracey	2.35 Asst Professor			10	1.00	45,563
2 Nichols George	2.15 Professor			10	1.00	58,833
3 Keller Randal	2.35 Asst Professor			10	1.00	47,160
4 Kraemer David	2.30 Chair / Asst Professor			12	1.00	66,252
5 Vacant	2.55 Lecturer			10	1.00	30,779
6 Atieh Bassam	2.25 Assoc Professor			10	1.00	61,562
7 Powell Loretta	4.20 Dept Secretary II	G 7	10.31	1958	1.00	20,190
9 Bouck Linda	2.35 Asst Professor			10	1.00	46,126
10 Begley Thomas	2.25 Assoc Professor			10	1.00	48,133
12 Fender David	2.55 Lecturer			10	1.00	39,034
300 Undesignated	12.00 Temp Ex/Adjuncts					8,570
500 Undesignated	8.00 Student Wages					3,940
600 Undesignated	9.00 Graduate Assistants					2,500
<hr/>						
1000	Salaries & Wages				10.00	478,642
1200	Employee Benefits					123,503
2000	Services					3,160
3000	Commodities					12,537
3600	Travel					8,200
3700	Miscellaneous					4,530
<hr/>						
9000	SUBTOTAL				10.00	630,572
9001	Revenue (Acct 1-11352-0767)					-2,550
<hr/>						
211604 - Occup Safety & Health	STATE FUNDING				10.00	628,022

ACCOUNT LINE NAME	EEO TITLE	GRADE	RATE	TERM	FY 00 FTE	FY 00 BUDGET
<hr/>						
213621	Occup Safety & Hlth Trng Ctr					
700	Undesignated	11.00	Temp Exempt/Non-Exempt			21,000
						<hr/>
1000	Salaries & Wages					21,000
1200	Employee Benefits					1,607
1400	Other Personnel Costs					6,000
2000	Services					2,000
3000	Commodities					16,893
3600	Travel					2,500
						<hr/>
9000	SUBTOTAL					50,000
9001	Revenue (Acct 1-13621-0500)					-50,000
						<hr/>
213621 - Occup Safety & Hlth Trng Ctr	STATE FUNDING				0.00	0

ACCOUNT LINE NAME	EEO	TITLE	GRADE	RATE	TERM	FY 00 FTE	FY 00 BUDGET
213100 West KY Expo-Center							
2 Kirks	Mary	3.10 Building Manager			12	1.00	25,956
3 Watkins	Steven	7.20 Maintenance Worker II	G 6	7.01	2088	1.00	14,630
4 Shields	Doug	7.20 Maintenance Worker II	G 6	8.70	2088	1.00	18,175
500 Undesignated		8.00 Student Wages					11,376
1000		Salaries & Wages				3.00	70,137
1200		Employee Benefits					19,844
2000		Services					18,925
3000		Commodities					12,860
6000		Capital Outlay					17,795
9000		SUBTOTAL				3.00	139,561
9001		Revenue (Acct 1-13100-0456)					-71,934
213100 - West KY Expo-Center		STATE FUNDING				3.00	67,627

ACCOUNT LINE NAME	EEO TITLE	GRADE	RATE	TERM	FY 00 FTE	FY 00 BUDGET
211609 I & T - Other Instr						
300 Undesignated	12.00 Temporary/Adjuncts					33,786
600 Undesignated	9.00 Graduate Assistants					1,570
700 Undesignated	11.00 Temp Ex/Nonexempt					20,320
1000	Salaries & Wages					55,676
1200	Employee Benefits					4,139
211609 - I & T - Other Instr	TOTAL				0.00	59,815

ACCOUNT LINE NAME	EEO TITLE	GRADE	RATE	TERM	FY 00 FTE	FY 00 BUDGET
<hr/>						
214700 Farm Operations						
500 Undesignated	8.00 Student Wages					27,134
						<hr/>
1000	Salaries & Wages					27,134
1400	Other Personnel Costs					-16,100
2000	Services					10,000
3000	Commodities					15,000
3500	Credits					-11,000
3600	Travel					500
6000	Capital Outlay					15,100
						<hr/>
9000	SUBTOTAL					40,634
9001	Revenue (Acct 1-14700-0500)					-3,000
						<hr/>
214700 - Farm Operations	STATE FUNDING				0.00	37,634

ACCOUNT LINE NAME	EEO TITLE	GRADE	RATE	TERM	FY 00 FTE	FY 00 BUDGET
<hr/>						
214710 Horticulture						
500 Undesignated	8.00 Student Wages					4,984
1000	Salaries & Wages					4,984
2000	Services					200
3000	Commodities					1,800
<hr/>						
214710 - Horticulture	TOTAL				0.00	6,984

ACCOUNT LINE NAME	EEO TITLE	GRADE	RATE	TERM	FY 00 FTE	FY 00 BUDGET
214720 Equine Science						
500 Undesignated	8.00 Student Wages					11,702
600 Undesignated	9.00 Graduate Assistants					3,600
1000	Salaries & Wages					15,302
1400	Other Personnel Costs					1,000
2000	Services					6,133
3000	Commodities					35,694
3600	Travel					1,000
9000	SUBTOTAL					59,129
9001	Revenue (Acct 1-14720-0500)					-15,296
9001	Revenue (Acct 1-11352-0769)					-4,536
214720 - Equine Science	STATE FUNDING				0.00	39,297

ACCOUNT LINE NAME	EEO	TITLE	GRADE	RATE	TERM	FY 00 FTE	FY 00 BUDGET
214730 Dairy							
1 Vickery	George	3.10 Dairy Herdsman			12	1.00	18,630
2		7.20 (Position deleted)					
1000		Salaries & Wages				1.00	18,630
1200		Employee Benefits					4,693
1400		Other Personnel Costs					12,000
2000		Services					8,000
3000		Commodities					44,620
6000		Capital Outlay					3,600
9000		SUBTOTAL				1.00	91,543
9001		Revenue (Acct 1-14730-0500)					-91,543
214730 - Dairy		STATE FUNDING				1.00	0

ACCOUNT LINE NAME	EEO TITLE	GRADE	RATE	TERM	FY 00 FTE	FY 00 BUDGET
214740 Swine						
1400	Other Personnel Costs					2,500
2000	Services					500
3000	Commodities					10,500
9000	SUBTOTAL					13,500
9001	Revenue (Acct 1-14740-0500)					-7,000
214740 - Swine	STATE FUNDING				0.00	6,500

ACCOUNT LINE NAME	EEO TITLE	GRADE	RATE	TERM	FY 00 FTE	FY 00 BUDGET
214770 Pullen Farm						
1400	Other Personnel Costs					1,600
3000	Commodities					2,400
3500	Credits					-2,000
9000	SUBTOTAL					2,000
9001	Revenue (Acct 1-14770-0500)					-2,000
214770 - Pullen Farm	STATE FUNDING				0.00	0

ACCOUNT LINE NAME	EEO TITLE	GRADE	RATE TERM	FY 00 FTE	FY 00 BUDGET
214735 Sheep					
1400	Other Personnel Costs				
2000	Services				
3000	Commodities				
9000	SUBTOTAL				
9001	Revenue (Acct 1-14735-0500)				
214735 - Sheep	STATE FUNDING			0.00	0

ACCOUNT LINE NAME	EEO TITLE	GRADE	RATE	TERM	FY 00 FTE	FY 00 BUDGET
211967 Summer Salaries - I&T						
900 Undesignated	10.00 Summer Salaries					42,594
1000	Salaries & Wages					42,594
1200	Employee Benefits					9,371
211967 - Summer Salaries - I&T	TOTAL				0.00	51,965

ACCOUNT LINE NAME	EEO	TITLE	GRADE	RATE	TERM	FY 00 FYE	FY 00 BUDGET
<b>213800 BVC Admin Svcs</b>							
1 Schroeder	Owen	3.10 Assistant Director			12	1.00	58,162
2 Campbell	Richard	6.10 Utility Maintenance Supervisor			12	1.00	33,364
3 Jenkins	Joan	4.20 Administrative Secretary II	G 8	9.96	1958	1.00	19,504
4 Simpson	Mildred	7.20 Media/Supply Supervisor	G 8	13.31	1958	1.00	26,066
5 Crunk	Judy	4.20 Administrative Clerk II	G 8	10.98	1958	1.00	21,498
6 King	Clarence	4.20 Medical Transcriber	G 7	10.87	1958	1.00	21,283
7 Joiner	Lisa	4.20 Senior Medical Transcriber	G 9	13.25	1958	1.00	25,937
8 Poor	Martha	4.20 Administrative Clerk I	G 7	9.82	1958	1.00	19,232
9 Ipock	Patricia	4.20 Medical Transcriber	G 7	7.13	1958	1.00	13,964
10 Wright	Sharon	7.20 Laboratory Aide	G 4	8.03	1958	1.00	15,729
11 Wilford	James	7.20 Maintenance Worker I	G 6	8.81	1958	1.00	17,259
12 Porter	Shirley	7.20 Glassroom Worker	G 3	7.89	1958	1.00	15,452
13 Bailey	Jeannene	7.20 Building Services Technician	G 4	6.72	1958	1.00	13,155
15 Owen	Steve	7.20 Building Services Technician	G 4	6.66	1958	1.00	13,035
16 Bailey	Ada	7.20 Laboratory Aide	G 4	6.88	1958	1.00	13,473
17 Vacant		4.20 Medical Transcriber	G 7	6.72	1958	1.00	13,158
18 Moore	Charles	5.10 Network Technician II			12	1.00	30,000
700 Undesignated		11.00 Temp Nonex/Ex Help					3,000
1000		Salaries & Wages				17.00	373,271
1200		Employee Benefits					118,404
2000		Services					247,040
3000		Commodities					28,933
3600		Travel					2,500
3700		Miscellaneous					4,480
9000		SUBTOTAL				17.00	774,628
9001		Revenue (Acct 1-13510-0500)					-237,000
213800 - BVC Admin Svcs		STATE FUNDING				17.00	537,628

ACCOUNT LINE NAME	EEO	TITLE	GRADE	RATE	TERM	FY 00 FTE	FY 00 BUDGET
213801 BVC Serology							
1 Cornell	William	2.25 Microbiologist IV/Assoc Prof			12	1.00	59,599
3 Higgins	Kathryn	3.10 Agricultural Lab Technician			12	1.00	23,034
4 Craft	Judith	5.20 Senior Lab Assistant	G 10	11.55	1958	1.00	22,624
1000		Salaries & Wages				3.00	105,257
1200		Employee Benefits					29,106
2000		Services					3,000
3000		Commodities					22,752
3600		Travel					650
3700		Miscellaneous					1,749
213801 - BVC Serology		TOTAL				3.00	162,514

ACCOUNT LINE NAME	EEO	TITLE	GRADE	RATE	TERM	FY 00 FTE	FY 00 BUDGET	
213802 BVC Virology								
1 Whitaker	Harry	2.25 Microbiologist IV/Assoc Prof			12	1.00	59,177	
2 Alderson	Carolyn	5.10 Assistant Agricultural Lab Tec			12	1.00	28,784	
3 Clark	Laura	3.10 Agricultural Lab Technician			12	1.00	29,804	
4 Byers	Faye	5.20 Senior Lab Assistant	G 10	11.88	1958	1.00	23,270	
1000		Salaries & Wages				4.00	141,035	
1200		Employee Benefits					39,842	
2000		Services					14,320	
3000		Commodities					31,741	
3600		Travel					650	
3700		Miscellaneous					770	
213802 - BVC Virology							4.00	228,358
		TOTAL						

ACCOUNT LINE NAME	EEO	TITLE	GRADE	RATE	TERM	FY 00 FTE	FY 00 BUDGET
213803 BVC Microbiology							
1 Singh	Shri	2.15 Head Vet Microbio/Prof			12	1.00	70,964
2 Maddux	Roxanna	3.10 Senior Medical Technologist			12	1.00	47,025
3 Semler	Jane	5.10 Microbiologist I			12	1.00	26,062
5 Nash	Lisa	5.20 Senior Lab Assistant	G 10	11.41	1958	1.00	22,350
1000		Salaries & Wages				4.00	166,401
1200		Employee Benefits					43,553
2000		Services					13,000
3000		Commodities					54,440
3600		Travel					3,350
3700		Miscellaneous					898
213803 - BVC Microbiology		TOTAL				4.00	281,642

ACCOUNT LINE NAME	EEO	TITLE	GRADE	RATE	TERM	FY 00 FTE	FY 00 BUDGET
213804 BVC Pathology							
1 Cox	M. Douglas	2.15 Director/Professor				12 1.00	84,557
2 Sanecki	Robin	2.25 Head Pathologist/Assoc Prof				12 1.00	68,749
3 Akins	Judith	2.55 Vet Pathologist/Lecturer				12 1.00	54,471
4 Pittman	Louis	2.55 Vet Pathologist/Lecturer				12 1.00	59,717
5 Northington	Wade	5.10 Vet Case Coordinator				12 1.00	51,750
10 Wilson	Shirley	4.20 Case Initiator	G 11	13.27	1958	1.00	25,987
14 Snyder	Carl	7.20 Necropsy Prosector I	G 7	10.22	1958	1.00	20,010
15 Newton	Sherry	7.20 Necropsy Prosector II	G 8	7.44	1958	1.00	14,561
700 Undesignated		11.00 Temp Nonexempt/Seasonal					1,000
701 Undesignated		11.00 Temp Nonexempt/Extra Help					2,000
1000		Salaries & Wages				8.00	382,802
1200		Employee Benefits					102,262
2000		Services					3,000
3000		Commodities					15,109
3600		Travel					8,000
3700		Miscellaneous					1,051
6000		Capital Outlay					15,625
213804 - BVC Pathology		TOTAL				8.00	527,849

ACCOUNT LINE NAME	EEO TITLE	GRADE	RATE	TERM	FY 00 FTE	FY 00 BUDGET
213805 BVC Ther & Fld Svcs						
1 Vacant	3.10 Svc Veterinarian/Asst Prof			12	1.00	24,059
1000	Salaries & Wages				1.00	24,059
1200	Employee Benefits					6,229
3000	Commodities					500
3600	Travel					4,000
3700	Miscellaneous					787
213805 - BVC Ther & Fld Svcs	TOTAL				1.00	35,575

ACCOUNT LINE NAME	EEO TITLE	GRADE	RATE	TERM	FY 00 FTE	FY 00 BUDGET
213807 BVC DNA Diagnostics						
1 Taylor-Lee Anna	5.10 Microbiologist I			12	1.00	22,492
3 Brown Scott	5.10 Microbiologist I			12	1.00	25,000
1000	Salaries & Wages				2.00	47,492
1200	Employee Benefits					14,752
2000	Services					2,000
3000	Commodities					13,829
3600	Travel					500
3700	Miscellaneous					781
213807 - BVC DNA Diagnostics	TOTAL				2.00	79,354

ACCOUNT LINE NAME	EEO TITLE	GRADE	RATE	TERM	FY 00 FTE	FY 00 BUDGET
<hr/>						
213809 BVC AHT Courses						
2000	Services					200
3000	Commodities					16,500
3600	Travel					100
<hr/>						
213809 - BVC AHT Courses	TOTAL				0.00	16,800

ACCOUNT LINE NAME	EEO TITLE	GRADE	RATE	TERM	FY 00 FTE	FY 00 BUDGET
213810 BVC Toxicology						
1 Gupta Ramesh	2.15 Head Veterinary Toxicology/Prof			12	1.00	71,092
2 Lancaster Fred	3.10 Chemist			12	1.00	30,511
3 Doss Robin	5.20 Senior Lab Assistant	G 10	12.24	1958	1.00	23,964
1000	Salaries & Wages				3.00	125,567
1200	Employee Benefits					32,285
2000	Services					17,802
3000	Commodities					24,301
3600	Travel					3,500
3700	Miscellaneous					2,016
213810 - BVC Toxicology	TOTAL				3.00	205,471

ACCOUNT LINE NAME	EEO TITLE	GRADE	RATE	TERM	FY 00 FTE	FY 00 BUDGET
213812 BVC Clinical Pathology						
1 Goad John	3.10 Senior Chemist			12	1.00	38,996
2 Roache Marty	5.20 Senior Lab Assistant	G 10	10.21	1958	1.00	20,000
1000	Salaries & Wages				2.00	58,996
1200	Employee Benefits					13,843
2000	Services					26,307
3000	Commodities					20,381
3600	Travel					250
3700	Miscellaneous					567
213812 - BVC Clinical Pathology	TOTAL				2.00	120,344

ACCOUNT LINE NAME	EEO TITLE	GRADE	RATE	TERM	FY 00 FTE	FY 00 BUDGET
213813 BVC Histology						
1 Nunn	Stacey	3.10			12 1.00	21,679
2 Monroe	Nancy	5.20			G 10 10.52 1958 1.00	20,600
3 Rausch	Alissa	5.20			G 10 11.20 1958 1.00	21,933
1000	Salaries & Wages				3.00	64,212
1200	Employee Benefits					15,425
2000	Services					10,128
3000	Commodities					13,270
3600	Travel					250
3700	Miscellaneous					650
213813 - BVC Histology	TOTAL				3.00	103,935

ACCOUNT LINE NAME	EEO TITLE	GRADE	RATE	TERM	FY 00 FTE	FY 00 BUDGET
<hr/>						
213811 BVC Seaboard Farms						
1 Vacant	5.20 Senior Lab Assistant	G 10	8.33	1958	1.00	16,310
1000	Salaries & Wages				1.00	16,310
1200	Employee Benefits					3,646
2000	Services					1,000
3000	Commodities					20,904
3600	Travel					500
3700	Miscellaneous					34
<hr/>						
213811 - BVC Seaboard Farms	TOTAL				1.00	42,394

ACCOUNT LINE NAME	EEO TITLE	GRADE	RATE	TERM	FY 00 FTE	FY 00 BUDGET
214300 Dean - Science						
1 Mateja John	1.30 Dean / Professor			12	1.00	90,480
2 Barnett James	5.10 Instrument Maker			12	1.00	34,693
4 Vacant	10.00 Research/Adjunct Stipends					16,715
5 Ross Molly	3.10 Administrative Assistant			12	0.76	29,067
5	3.10 [Admin Asst Ctr of Excellence (212940)]				[ 0.24]	[ 9,117]
5	[Total]				[ 1.00]	[ 38,184]
6 Woods Carl	5.10 Research/Inst Asst/Coord Sci Resource Ctr			12	1.00	35,251
9 Darnell Barbara	4.20 Accts & Inventory Control Clerk	G 9	11.00	1958	1.00	21,544
500 Undesignated	8.00 Student Wages/Surf					32,816
1000	Salaries & Wages				4.76	260,566
1200	Employee Benefits					63,836
2000	Services					30,000
3000	Commodities					4,908
3600	Travel					3,610
3700	Miscellaneous					9,750
6000	Capital Outlay					13,732
214300 - Dean - Science	TOTAL				4.76	386,402

ACCOUNT LINE NAME	EEO TITLE	GRADE	RATE	TERM	FY 00 FTE	FY 00 BUDGET
<b>211303 Biological Sciences</b>						
1 Martin Robert	2.15 Professor (Sabbatical 1/1 - 5/31/00)			10	1.00	62,916
2 Spencer William	2.35 Assistant Professor			10	1.00	42,271
3 Canning David	2.35 Asst Professor			10	1.00	39,538
4 Whiteman Howard	2.35 Asst Professor			10	1.00	39,442
5 Fuller Marian	2.15 Professor			10	1.00	55,875
6 Zimmerer Edmund	2.25 Assoc Professor			10	1.00	45,612
7 Fuller Claire	2.35 Asst Professor			10	1.00	38,356
8 Vacant	2.35 Asst Professor			10	1.00	35,000
9 Timmons Thomas	2.10 Chair / Professor			12	1.00	71,813
10 Sickel James	2.15 Professor			10	1.00	50,423
11 Stuart James	2.15 Professor			10	1.00	50,872
12 White David	2.15 Professor/Dir Bio Station			12	0.90	60,414
12	2.15 [Res Coord - Ctr of Excell (212940) ]			[	0.10]	[ 7,413]
12	[Total]			[	1.00]	[ 67,827]
13 Johnston Timothy	2.25 Assoc Professor			10	1.00	50,123
14 White Stephen	2.35 Asst Professor			10	1.00	41,558
15 Duobinis-Gray Leon	2.25 Assoc Professor			10	1.00	46,618
16 Wright Sterling	2.35 Asst Professor			10	1.00	36,636
17 Derting Terry	2.25 Assoc Professor			10	1.00	43,706
18 Bullington Steven	7.20 Utility Maintenance Worker	G 9	8.59	2088	1.00	17,929
19 Covington Barbara	4.20 Dept Secretary II	G 7	6.97	1958	1.00	13,647
500 Undesignated	8.00 Student Wages					26,650
1000	Salaries & Wages				18.90	869,399
1200	Employee Benefits					242,672
2000	Services					2,992
3000	Commodities					48,171
3600	Travel					6,400
3700	Miscellaneous					9,213
9000	SUBTOTAL				18.90	1,178,847
9001	Revenue (Acct 1-11355-0823)					-19,760
211303 - Biological Sciences	STATE FUNDING				18.90	1,159,087

ACCOUNT LINE NAME	EEO TITLE	GRADE	RATE	TERM	FY 00 FTE	FY 00 BUDGET
211304 Chemistry						
1 Anderson Jeffrey	2.10 Chair / Professor			12	1.00	77,747
3 Conley Harry	2.15 Professor			10	1.00	55,324
4 Henley Melvin	2.25 Assoc Professor			10	0.50	28,456
5 Owen David	2.25 Assoc Professor/Dir CSL			10	1.00	53,881
6 Muscio, Jr Oliver	2.15 Professor			10	1.00	55,476
7 Cox James	2.35 Asst Professor			10	1.00	37,000
8 Volp Robert	2.25 Assoc Professor			10	1.00	46,514
9 Fannin Harry	2.25 Assoc Professor			10	1.00	44,288
10 Lugemwa Fulgentius	2.35 Asst Professor			10	1.00	41,197
11 McCreary Terry	2.25 Assoc Professor			10	1.00	44,129
12 Ratliff Judy	2.35 Asst Professor			10	1.00	41,005
13 Raspberry Gail	4.20 Dept Secretary 11	G 7	9.18	1958	1.00	17,967
14 Brubaker Elizabeth	3.10 Lab/Safety & Waste Coordinator			12	1.00	38,844
15 Masthay Mark	2.35 Asst Professor			10	1.00	39,513
500 Undesignated	8.00 Student Wages					16,912
1000	Salaries & Wages				13.50	638,253
1200	Employee Benefits					172,713
2000	Services					1,100
3000	Commodities					38,393
3600	Travel					2,400
9000	SUBTOTAL				13.50	852,859
9001	Revenue (Acct 1-11355-0822)					-14,000
9001	Revenue (Acct 1-11304-0464)					-1,200
211304 - Chemistry	STATE FUNDING				13.50	837,659

ACCOUNT LINE NAME	EEO TITLE	GRADE	RATE	TERM	FY 00 FTE	FY 00 BUDGET
211305 Geosciences						
1 Weber	Neil	2.10	Chair / Professor	12	1.00	78,820
2 Whaley	Peter	2.15	Professor	10	1.00	60,431
3 Kind	Thomas	2.15	Professor	10	1.00	59,643
5 Cetin	Haluk	2.35	Asst Professor	10	1.00	41,152
7 Naugle	Burl	2.25	Assoc Professor	10	1.00	51,445
8 Shelby	Verneda	2.45	Senior Lecturer	10	1.00	35,227
9 Kitrell	Carruth	4.20	Dept Secretary II	G 7 8.51 1958	1.00	16,659
500 Undesignated	8.00	Student Wages				6,465
1000	Salaries & Wages				7.00	349,842
1200	Employee Benefits					91,244
2000	Services					250
3000	Commodities					6,219
3600	Travel					2,750
3700	Miscellaneous					300
211305 - Geosciences	TOTAL				7.00	450,605

ACCOUNT LINE NAME	EEO	TITLE	GRADE	RATE	TERM	FY 00 FTE	FY 00 BUDGET
211306 Mathematics & Statistics							
1 Bennett	Donald	2.10 Chair / Professor			12	1.00	77,547
2 Jones	Gary	2.15 Professor			10	1.00	65,116
3 Elder	Harvey	2.15 Professor			10	0.50	30,764
4		2.15 (Transferred to 2-14300-4)					
5 Donnelly	Robert	2.35 Asst Professor			10	1.00	38,115
6 Vacant		2.35 Asst Professor			10	1.00	38,000
7 Bell	Wayne	2.15 Professor			10	1.00	55,450
8 Siefker	Andrew	2.35 Asst Professor			10	1.00	38,500
9 Fairbanks	Kenneth	2.15 Professor			10	1.00	59,465
10 Rhaly	Henry	2.15 Professor			10	1.00	52,050
11 Britt, Jr.	George	2.35 Asst Professor			10	0.50	21,717
12 Pervine	Robert	2.25 Assoc Professor			10	1.00	51,020
13 Vacant		2.35 Asst Professor			10	1.00	38,000
14 Fister	Katherine	2.35 Asst Professor			10	1.00	39,940
15 Thome	Edward	2.35 Asst Professor			10	1.00	40,500
16 Prophet	Michael	2.25 Assoc Professor			10	1.00	42,005
17 Lee	Hosae	2.35 Asst Professor			10	1.00	40,302
18 Hughes	Vickie	2.45 Senior Lecturer			10	1.00	30,800
19 Ross	April	2.55 Lecturer			10	1.00	26,225
20 Loveridge	Teresa	4.20 Dept Secretary II	G 7	11.11	1958	1.00	21,750
21 Gibson	David	2.35 Asst Professor			10	1.00	38,550
22 Goodell	John	2.45 Senior Lecturer			10	1.00	27,975
23 Fister	Kenneth	2.55 Lecturer			10	1.00	26,450
24 McCarthy	Maeve	2.35 Asst Professor			10	1.00	36,700
300 Undesignated		12.00 Adjuncts					6,300
500 Undesignated		8.00 Student Wages					6,866
1000		Salaries & Wages				22.00	950,107
1200		Employee Benefits					259,073
2000		Services					700
3000		Commodities					2,645
3600		Travel					3,200
3700		Miscellaneous					475
211306 - Mathematics & Statistics						TOTAL	22.00 1,216,200

ACCOUNT LINE NAME	EEO TITLE	GRADE	RATE	TERM	FY 00 FTE	FY 00 BUDGET
211307 Physics & Engr Physics						
1 Cobb	Stephen	2.10 Chair / Professor			12 1.00	75,061
2 Beyer	Louis	2.15 Professor			10 0.50	34,234
3 Maddox	William	2.15 Professor			10 1.00	63,692
4 Anderson	Buford	2.15 Professor			10 0.50	29,908
5 Crofton	John	2.25 Assoc Professor			10 1.00	46,895
6 Duncan	Don	2.25 Assoc Professor			10 1.00	48,734
9 Kobraei	Hamid	2.15 Professor			10 1.00	56,046
10 Thiede	Theodore	2.35 Asst Professor			10 1.00	44,110
11 Rogers	Rhonda	4.20 Dept Secretary II	G 7	11.07 1958	1.00	21,670
13 Vacant		2.35 [Asst Prof - Engr Inst (211620) ]			10 [ 1.00] [	42,415]
14 Hickman	Scott	2.35 [Asst Prof - Engr Inst (211620) ]			10 [ 1.00] [	41,559]
500 Undesignated		8.00 Student Wages				20,497
1000		Salaries & Wages			8.00	440,847
1200		Employee Benefits				113,553
2000		Services				200
3000		Commodities				6,807
3600		Travel				2,000
3700		Miscellaneous				950
6000		Capital Outlay				50,000
211307 - Physics & Engr Physics	TOTAL				8.00	614,357

ACCOUNT LINE NAME	EEO	TITLE	GRADE	RATE	TERM	FY 00 FTE	FY 00 BUDGET
211404 Nursing							
1 Hobbs	Marcia	2.20 Chair / Assoc Professor				12 1.00	74,553
2 Nygaard	Nancy	2.25 Assoc Professor				10 1.00	58,975
3 Burkeen	Oleta	2.25 Assoc Professor				10 1.00	46,604
4 Vacant		2.55 Lecturer				10 1.00	30,000
5 Vacant		2.55 Lecturer				10 1.00	33,000
6 Farrell	Kathleen	2.55 Lecturer				10 1.00	33,721
7 Perlow	Michael	2.25 Assoc Professor				10 1.00	51,959
8 Powell	Elizabeth	2.35 Asst Professor				10 1.00	51,453
9 Garth	Katy	2.45 Senior Lecturer				10 1.00	35,907
10 Ridley	Renee	2.55 Lecturer				10 1.00	32,681
11 Webster	Jewell	2.45 Senior Lecturer				10 1.00	35,490
12 Cooper	Geneva	2.35 Asst Professor				10 1.00	40,314
13 France	Nancey	2.25 Assoc Professor (Sabb. 1/1 - 5/31/00)				10 1.00	56,130
13		2.25 [Residential College Head (3-18025) ]					[ 4,160]
13		[Total]					[ 60,290]
14 McKenna	Sharon	2.45 Senior Lecturer				10 1.00	32,622
15 Myatt	Sharon	2.45 Senior Lecturer				10 1.00	39,278
16 Minor	Ann	2.65 Clinical Instructor				10 1.00	28,479
17 Freeland	Patricia	4.20 Dept Secretary II	G 7	8.49	1958	1.00	16,622
300 Adjuncts		12.00 Adjuncts					27,008
500 Undesignated		8.00 Student Wages					9,704
1000		Salaries & Wages				17.00	734,500
1200		Employee Benefits					188,837
2000		Services					2,350
3000		Commodities					10,671
3600		Travel					9,700
3700		Miscellaneous					3,225
9000		SUBTOTAL				17.00	949,283
9001		Revenue (Acct 1-11355-0821)					-4,050
211404 - Nursing		STATE FUNDING				17.00	945,233

ACCOUNT LINE NAME	EEO TITLE	GRADE	RATE	TERM	FY 00 FTE	FY 00 BUDGET
<hr/>						
211313 Trover Clinic						
2000	Services					25,000
						<hr/>
211313 - Trover Clinic	TOTAL				0.00	25,000

ACCOUNT LINE NAME	EEO	TITLE	GRADE	RATE	TERM	FY 00 FTE	FY 00 BUDGET
212930 MARC							
1 Ellis	Charletter	3.10 Executive Assistant			12	1.00	27,830
2 Busby	Michael	3.10 Systems Mgr/Programmer			12	1.00	30,772
500 Undesignated		8.00 Student Wages					12,896
1000		Salaries & Wages				2.00	71,498
1200		Employee Benefits					15,952
2000		Services					34,287
3000		Commodities					8,849
3600		Travel					5,600
212930 - MARC							
TOTAL						2.00	136,186

ACCOUNT LINE NAME	EEO	TITLE	GRADE	RATE	TERM	FY 00 FTE	FY 00 BUDGET
212940 Center of Excellence							
2 Ross Molly		3.10 Administrative Assistant				12 0.24	9,117
2		3.10 [Admin Asst Dean's Ofc SCI (214300) ]				12 [ 0.76] [	29,067]
2		[Total]				[ 1.00] [	38,184]
3 Johnston Karla		3.10 Research Technician				12 1.00	33,538
4 Rice Gary		3.10 Field Technician				12 1.00	30,461
5 Kipphut George		2.25 Phy Limnologist & Assoc Prof				10 1.00	49,712
7 Vacant		3.10 Research Associate (Post-Doc)				12 1.00	30,000
8 Loganathan Bommanna		3.10 Research Associate (Post-Doc)				12 1.00	34,149
9 Yurista Peder		3.10 Research Associate (Post-Doc)				12 1.00	32,610
10 Bullington Cheryl		4.20 Dept Secretary II	G 7	7.71	1958	1.00	15,101
11 White David		2.15 Research Coordinator				12 0.10	7,413
11		2.15 [Prof / Dir HBS - Biol Sci (211303) ]				12 [ 0.90] [	60,414]
11		[Total]				[ 1.00] [	67,827]
12 Meshkat Masoud		3.10 Post Doctoral Researcher				12 1.00	32,421
500 Undesignated		8.00 Student Wages					26,276
600 Undesignated		9.00 Grad Assist/Post Doctorals					47,281
1000		Salaries & Wages				8.34	348,079
1200		Employee Benefits					80,644
1400		Other Personnel Costs					10,000
2000		Services					5,000
3000		Commodities					22,000
3600		Travel					10,000
3700		Miscellaneous					5,000
6000		Capital Outlay					53,282
212940 - Center of Excellence		TOTAL				8.34	534,005

ACCOUNT LINE NAME	EEO TITLE	GRADE	RATE	TERM	FY 00 FTE	FY 00 BUDGET
218016 Med Tech						
4000	Scholarships & Fin. Aid					3,300
218016 - Med Tech	TOTAL				0.00	3,300

ACCOUNT LINE NAME	EEO TITLE	GRADE	RATE	TERM	FY 00 FTE	FY 00 BUDGET
<hr/>						
211309 Science - Other Instr						
600 Undesignated	9.00 Graduate Assistants					201,476
						<hr/>
1000	Salaries & Wages					201,476
						<hr/>
211309 - Science - Other Instr	TOTAL				0.00	201,476

ACCOUNT LINE NAME	EEO TITLE	GRADE	RATE	TERM	FY 00 FTE	FY 00 BUDGET
<hr/>						
211964 Summer Salaries - Science						
900 Undesignated	10.00 Summer Salaries					115,828
						<hr/>
1000	Salaries & Wages					115,828
1200	Employee Benefits					25,482
						<hr/>
211964 - Summer Salaries - Science	TOTAL				0.00	141,310

ACCOUNT LINE NAME	EEO	TITLE	GRADE	RATE	TERM	FY 00 FTE	FY 00 BUDGET
214800 Library							
1 Harmon Coy	1.30	Dean / Professor			12	1.00	86,028
2 Vacant	2.71	Head Spec Collect/Professor			12	1.00	16,438
4 Miller Janice	4.20	Library Clerk	G 5	6.78	1958	1.00	13,282
5 Culpepper Jetta	2.72	Special Programs Lib/Assoc Prof			12	1.00	45,889
6 O'Connell Thomas	2.75	Ref Lib/Lecturer			12	1.00	28,383
7 Dunman Susan	2.73	Coord Tech Svcs/Head Acq/Asst Prof			10	1.00	34,503
8	2.73	(Trans to Dist Lrng / TelComm 2-11830)					
9 Bailey Ernie	2.73	Archivist & Pogue Coll Lib/Asst Prof			12	1.00	39,630
10 Vacant	2.75	Ref Lib/Lecturer			12	1.00	28,644
11 McElrath Rebecca	2.75	Ref Lib/Lecturer			12	1.00	29,511
12 Ewald Laura	2.75	Ref Lib/Lecturer			12	1.00	28,000
13 Vacant	2.73	Head Circulation/Asst Prof			12	1.00	36,142
14 Tate Debbra	2.75	Head Cataloging/Lecturer			12	1.00	31,751
15 Brewer Janet	2.73	Coord Publ Svcs/Head Ref/Asst Prof			12	1.00	36,879
16 Cottingham Jeffrey	5.10	Library Technology Coordinator			12	1.00	27,964
17 Higgins Melissa	4.20	Library Assistant II	G 12	10.42	1958	1.00	20,411
18 Adams Susan	4.20	Library Assistant II	G 12	12.36	1958	1.00	24,204
19 Bailey Dortha	4.20	Library Assistant II	G 12	12.26	1958	1.00	24,007
20 Jones Nancy	4.20	Administrative Secretary III	G 9	9.78	1958	1.00	19,153
21 McGinnis Aleeah	4.20	Library Assistant I	G 9	10.21	1958	1.00	19,999
22 Ramsey Emma	4.20	Library Assistant I	G 9	10.78	1958	1.00	21,105
23 Story Phyllis	4.20	Bookkeeper II	G 9	10.36	1958	1.00	20,291
24 Thompson Tonya	4.20	Administrative Secretary I	G 7	8.52	1958	1.00	16,674
25 Richerson Norma	4.20	Administrative Secretary II	G 8	10.65	1958	1.00	20,861
26 Black Mary	4.20	Bindery Technician	G 6	8.73	1958	1.00	17,090
27 Hargrove Ruby	4.20	Library Clerk	G 5	7.81	1958	1.00	15,294
28 Lee Cynthia	4.20	Library Clerk	G 5	8.04	1958	1.00	15,736
29 Downing Kim	4.20	Library Clerk	G 5	6.65	1958	1.00	13,025
30 Sirls Tracey	4.20	Library Clerk	G 5	6.89	1958	1.00	13,489
31 Stom Vivian	4.20	Library Clerk	G 5	7.93	1958	1.00	15,523
32 Clark Cindy	4.20	Receiving Clerk	G 5	7.19	1958	1.00	14,072
33 Wells Anne	4.20	Library Assistant I	G 9	9.71	1958	1.00	19,014
34 McClure Sandra	4.20	Administrative Secretary I	G 7	9.41	1958	1.00	18,430
35 Vacant	4.20	Library Clerk	G 5	6.19	1958	1.00	12,124

ACCOUNT LINE NAME	EEO TITLE	GRADE	RATE	TERM	FY 00 FTE	FY 00 BUDGET
36 Vacant	4.20 Order Clerk	G 5	6.78	1958	1.00	13,273
37 Bailey Laurel	4.20 Library Clerk	G 5	9.28	1958	1.00	18,169
38 Hounshell Bonnie	4.20 Library Assistant I	G 9	9.03	1958	1.00	17,683
39 Hutson Harold	4.20 Shipping & Receiving Clerk	G 5	8.65	1958	1.00	16,930
40 Conklin Lou Ann	4.20 Library Assistant I	G 9	8.42	1958	1.00	16,494
41 McCoil Carolyn	4.20 Library Clerk	G 5	6.87	1958	1.00	13,452
42 Collins Betty	4.20 Library Assistant I	G 9	9.64	1958	1.00	18,870
43 Coker Cassandra	4.20 Library Clerk	G 5	6.64	1958	1.00	13,000
500 Undesignated	8.00 Student Wages					81,402
1000	Salaries & Wages				41.00	1,032,819
1200	Employee Benefits					276,372
1400	Other Personnel Costs					800
2000	Services					65,004
3000	Commodities					20,832
3600	Travel					3,500
3700	Miscellaneous (Periodicals)					
6000	Capital Outlay (Books)					
9000	SUBTOTAL				41.00	1,399,327
9001	Revenue (Acct 1-14100-0490)					-500
9001	Revenue (Acct 1-14100-0450)					-8,000
214800 - Library	STATE FUNDING				41.00	1,390,827

ACCOUNT LINE NAME	EEO TITLE	GRADE	RATE	TERM	FY 00 FTE	FY 00 BUDGET
214810 Library Holdings						
3700	Miscellaneous (Periodicals)					738,100
6000	Capital Outlay (Books)					308,675
214810 - Library Holdings	TOTAL				0.00	1,046,775

ACCOUNT LINE NAME	EEO TITLE	GRADE	RATE	TERM	FY 00 FTE	FY 00 BUDGET
214820 Census Microfilm Prog						
2000	(Account Closed)					
9000	SUBTOTAL					
9001	Revenue (Acct 1-14820-0490)					
214820 - Census Microfilm Prog	STATE FUNDING				0.00	0

ACCOUNT LINE NAME	EEO TITLE	GRADE	RATE	TERM	FY 00 FTE	FY 00 BUDGET
214822 Interlibrary Loan						
2000	Services					1,200
9000	SUBTOTAL					1,200
9001	Revenue (Acct 1-14822-0490)					-1,200
214822 - Interlibrary Loan	STATE FUNDING				0.00	0

ACCOUNT LINE NAME	EEO TITLE	GRADE	RATE	TERM	FY 00 FTE	FY 00 BUDGET
<hr/>						
214823 Library Copy Service						
3000	Commodities					25,500
9000	SUBTOTAL					25,500
9001	Revenue (Acct 1-14823-0461)					-25,500
<hr/>						
214823 - Library Copy Service	STATE FUNDING				0.00	0

ACCOUNT LINE NAME	EEO	TITLE	GRADE	RATE	TERM	FY 00 FTE	FY 00 BUDGET
211908 Ctr for Cont Educ							
2 Yates John		1.30 Dean / Assoc Professor			12	1.00	82,771
3 Buckingham Robert		3.10 Director Regional Development			12	1.00	58,728
5 Hale Bonita		4.20 Administrative Secretary III	G 9	13.79	1958	1.00	27,000
7 Outland Melissa		4.20 Administrative Secretary I	G 7	7.36	979	0.50	7,201
7		[Admin Sec I - Comm Educ (211928) ]	G 7	7.35	979	[ 0.50] [	7,200]
7		[Total]		7.35	1958	[ 1.00] [	14,401]
500 Undesignated		8.00 Student Wages					3,159
750 Undesignated		10.00 Temp. Exempt					15,000
1000		Salaries & Wages				3.50	193,859
1200		Employee Benefits					50,217
2000		Services					7,232
3000		Commodities					5,720
3600		Travel					2,585
3700		Miscellaneous					5,752
211908 - Ctr for Cont Educ		TOTAL				3.50	265,365

ACCOUNT LINE NAME	EEO TITLE	GRADE	RATE	TERM	FY 00 FTE	FY 00 BUDGET
211802 Ext Campus Programs						
6	3.10 (Transferred to 2-11832-1)					
7	4.20 (Transferred to 2-11832-2)					
8	4.20 (Transferred to 2-11832-3)					
9	4.20 (Transferred to 2-11832-4)					
300	12.00 (Transferred to 2-11831-300)					
750	10.00 (Transferred to 2-11832-750)					
1000	Salaries & Wages					
1200	Employee Benefits					
2000	Services					
3000	Commodities					
3600	Travel					
3700	Miscellaneous					
211802 - Ext Campus Programs	TOTAL				0.00	0

ACCOUNT LINE NAME	EEO	TITLE	GRADE	RATE	TERM	FY 00 FTE	FY 00 BUDGET
211832 Ext Campus - Administrative							
1 Baker	Monica	3.10 Coord Aca & Stu Svcs Hopkinsville Reg Ctr			12	1.00	31,101
2 Green	Penny	4.20 Administrative Secretary I	G 7	7.30	1958	1.00	14,292
3 Vacant		3.10 Mktng & Student Svs Coord Madisonville/Henderson			12	1.00	25,000
4 Vacant		4.20 Administrative Secretary I	G 7	6.88	1958	1.00	13,480
750 Undesignated		10.00 Temp. Help/Exempt					3,380
1000		Salaries & Wages				4.00	87,253
1200		Employee Benefits					23,378
2000		Services					112,500
3000		Commodities					12,500
3600		Travel					70,564
211832 - Ext Campus - Administrative TOTAL							4.00 306,195

ACCOUNT LINE NAME	EEO TITLE	GRADE	RATE	TERM	FY 00 FTE	FY 00 BUDGET
211831 Ext Campus - Instructional						
300 Undesignated	12.00 Adjuncts					435,611
1000	Salaries & Wages					435,611
1200	Employee Benefits					95,834
2000	Services					60,000
3000	Commodities					30,000
211831 - Ext Campus - Instructional	TOTAL				0.00	621,445

ACCOUNT LINE NAME	EEO TITLE	GRADE	RATE	TERM	FY 00 FTE	FY 00 BUDGET
211910 Paducah Campus						
1 Van Horn Brian	1.20 Director				12 1.00	41,917
2 Cornwell Beatrice	3.10 Scheduling Coordinator				12 1.00	19,000
3 Boaz Mary	3.10 Coord Academic & Student Services				12 1.00	39,213
4 Willis Kathy	4.20 Receptionist/Typist	G 5	6.62	1958	1.00	12,968
6 Underwood Mark	3.10 LRC/ITV Operations Specialist				12 1.00	25,478
7 Massey Oscar	7.20 Building Serv Technician/Maint	G 5	6.57	2088	1.00	13,719
8 Vacant	7.20 Building Serv Technician	G 4	5.78	2088	1.00	12,069
500 Undesignated	8.00 Student Wages					15,882
700 Undesignated	11.00 Temp Help/Nonexempt					7,115
750 Undesignated	10.00 Temp Help / Exempt					7,001
1000	Salaries & Wages				7.00	194,362
1200	Employee Benefits					50,928
2000	Services					63,500
3000	Commodities					10,000
3600	Travel					4,000
3700	Miscellaneous					6,503
6000	Capital Outlay					18,000
211910 - Paducah Campus	TOTAL				7.00	347,293

ACCOUNT LINE NAME	EEO TITLE	GRADE	RATE	TERM	FY 00 FTE	FY 00 BUDGET
<b>211830 Distance Lrning / Telecomm</b>						
1 Hillyard Logan	1.20 Director			12	1.00	40,000
3 McCuiston Marilyn	4.20 Admin Secretary I	G 7	9.75	1958	1.00	19,093
4 Marsh Kendra	3.10 Coord Marketing & Student Services			12	1.00	27,615
5 Smith Kirk	5.10 Distance Learn Tech			12	1.00	30,139
6 Kimbro Jaime	4.20 ITN Clerk	G 7	7.03	1958	1.00	13,757
7 Griffin John	2.73 Coord, Ext. Campus Library Svc			12	0.25	10,476
7	2.73 [Coord Comm Ed (2-11928) ]			12	[ 0.75]	[ 31,334]
7	[Total]				[ 1.00]	[ 41,810]
400 Undesignated	12.00 Faculty Overload					1,900
500 Undesignated	8.00 Student Workers					6,820
1000	Salaries & Wages				5.25	149,800
1200	Employee Benefits					39,935
2000	Services					5,000
3000	Commodities					3,638
3600	Travel					4,581
3700	Miscellaneous					8,432
9000	SUBTOTAL				5.25	211,386
9001	Revenue (Acct 1-11020-0464)					-4,500
211830 - Distance Lrning / Telecomm	STATE FUNDING				5.25	206,886

ACCOUNT LINE NAME	EEO TITLE	GRADE	RATE	TERM	FY 00 FTE	FY 00 BUDGET
211915 Community College						
1 Cella Doris	1.20 Director / Lecturer			10	1.00	38,584
2 Farley Sue	3.10 Coord Reading/Lecturer			10	1.00	27,697
3 Christensen Nancy	3.10 Coord Writing/Lecturer			10	1.00	25,408
4 Jennings Laura	3.10 Coord Dev Math/Lecturer			10	1.00	26,782
5 Burton Billie	3.10 Coord Com Coll/Adult Stdnt Svc			12	1.00	35,371
6 Ragsdale Mayda	4.20 Dept Secretary II	G 7	7.87	1958	1.00	15,407
7 Court Erdice	3.10 Administrative Asst / Lecturer			12	1.00	30,368
300 Undesignated	12.00 Adjuncts					15,493
500 Undesignated	8.00 Student Wages					9,492
600 Undesignated	9.00 Graduate Assistants					3,797
1000	Salaries & Wages				7.00	228,399
1200	Employee Benefits					59,441
2000	Services					400
3000	Commodities					4,404
3600	Travel					910
9000	SUB-TOTAL				7.00	293,554
9001	Revenue (Acct 1-11805-0701)					-2,200
211915 - Community College	STATE FUNDING				7.00	291,354

ACCOUNT LINE NAME	EEO TITLE	GRADE	RATE	TERM	FY 00 FTE	FY 00 BUDGET
211928 Community Education						
1 Griffin John	2.73 Coordinator Community Education			12	0.75	31,334
1	2.73 [Coord Ext Campus Libr Svc (2-11830) ]			12	[ 0.25] [	10,476]
1	2.73 [Ref Lib/Asst Prof (2-14800) ]					
1	[Total]				[ 1.00] [	41,810]
2 Outland Melissa	4.20 Administrative Secretary I	G 7	7.35	979	0.50	7,200
2	4.20 [Admin Secr I - Ctr Cont Edu (2-11908)]	G 7	7.36	979	[ 0.50] [	7,201]
2	[TOTAL]		7.35	1958	[ 1.00] [	14,401]
500 Undesignated	8.00 Student Wages					6,456
700 Undesignated	11.00 Temp Nonex/Overtime					4,892
1000	Salaries & Wages				1.25	49,882
1200	Employee Benefits					12,451
2000	Services					30,000
3000	Commodities					38,382
3600	Travel					20,000
9000	SUBTOTAL				1.25	150,715
9001	Revenue (Acct 1-11928-0464)					-150,715
211928 - Community Education	STATE FUNDING				1.25	0

ACCOUNT LINE NAME	EEO TITLE	GRADE	RATE	TERM	FY 00 FTE	FY 00 BUDGET
<hr/>						
211920 Tennis Camp						
750 Undesignated	10.00 Temp Exempt					8,500
						<hr/>
1000	Salaries & Wages					8,500
1200	Employee Benefits					650
1400	Other Personnel Costs					4,000
2000	Services					6,000
3000	Commodities					7,000
3600	Travel					500
3700	Miscellaneous					2,000
						<hr/>
9000	SUB-TOTAL					28,650
9001	Revenue (Acct 1-11920-0464)					-28,650
						<hr/>
211920 - Tennis Camp	STATE FUNDING				0.00	0

ACCOUNT LINE NAME	EEO TITLE	GRADE	RATE	TERM	FY 00 FTE	FY 00 BUDGET
<hr/>						
211921 Football Camp						
750 Undesignated	10.00 Temp Exempt					2,800
1000	Salaries & Wages					2,800
1200	Employee Benefits					214
1400	Other Personnel Costs					1,000
2000	Services					3,000
3000	Commodities					5,000
3600	Travel					600
3700	Miscellaneous					2,600
9000	SUB-TOTAL					15,214
9001	Revenue (Acct 1-11921-0464)					-15,214
<hr/>						
211921 - Football Camp	STATE FUNDING				0.00	0

ACCOUNT LINE NAME	EEO TITLE	GRADE	RATE	TERM	FY 00 FTE	FY 00 BUDGET
<hr/>						
215856 Basketball Camp						
750 Undesignated	10.00 Temp Exempt					15,000
						<hr/>
1000	Salaries & Wages					15,000
1200	Employee Benefits					1,148
1400	Other Personnel Costs					4,300
2000	Services					3,500
3000	Commodities					5,200
3700	Miscellaneous					3,000
						<hr/>
9000	SUB-TOTAL					32,148
9001	Revenue (Acct 1-15856-0464)					-32,148
						<hr/>
215856 - Basketball Camp	STATE FUNDING				0.00	0

ACCOUNT LINE NAME	EEO TITLE	GRADE	RATE	TERM	FY 00 FTE	FY 00 BUDGET
<hr/>						
211923 Lady Racer BB Camp						
750 Undesignated	10.00 Temp Exempt					600
						<hr/>
1000	Salaries & Wages					600
1200	Employee Benefits					46
1400	Other Personnel Costs					150
2000	Services					200
3000	Commodities					2,050
						<hr/>
9000	SUB-TOTAL					3,046
9001	Revenue (Acct 1-11923-0464)					-3,046
						<hr/>
211923 - Lady Racer BB Camp	STATE FUNDING				0.00	0

ACCOUNT LINE NAME	EEO TITLE	GRADE	RATE	TERM	FY 00 FTE	FY 00 BUDGET
211925 Golf Camp						
750 Undesignated	10.00 Temp Exempt					4,000
1000	Salaries & Wages					4,000
1200	Employee Benefits					306
1400	Other Personnel Costs					200
2000	Services					600
3000	Commodities					600
9000	SUB-TOTAL					5,706
9001	Revenue (Acct 1-11925-0464)					-5,706
211925 - Golf Camp	STATE FUNDING				0.00	0

ACCOUNT LINE NAME	EEO TITLE	GRADE	RATE	TERM	FY 00 FTE	FY 00 BUDGET
213004 Confs & Workshops						
500 Undesignated	8.00 Student Wages					2,375
700 Undesignated	11.00 Temp Nonex/Overtime					12,911
1000	Salaries & Wages					15,286
1200	Employee Benefits					988
1400	Other Personnel Costs					1,300
2000	Services					8,500
3000	Commodities					7,270
3600	Travel					2,000
3700	Miscellaneous					5,805
9000	SUBTOTAL					41,149
9001	Revenue (Acct 1-13004-0500)					-41,149
213004 - Confs & Workshops	STATE FUNDING				0.00	0

ACCOUNT LINE NAME	EEO TITLE	GRADE	RATE TERM	FY 00 FTE	FY 00 BUDGET
211968 Summer Salaries - Cont Educ					
900 Undesignated	Summer Salaries				133,634
1000	Salaries & Wages				133,634
1200	Employee Benefits				29,399
211968 - Summer Salaries - Cont Educ	TOTAL			0.00	163,033

ACCOUNT LINE NAME	EEO	TITLE	GRADE	RATE	TERM	FY 00 FTE	FY 00 BUDGET
<hr/>							
216961 VP-Student Affairs							
1 Robertson Don	1.10	Vice President/Asst Prof			12	1.00	90,000
1		[Teaches One Course Each Semester]					
2 Young Michael	1.30	Assistant Vice President			12	0.89	48,689
2	3.10	Coord, GMSCPP				0.11	6,000
2		[Total]				[ 1.00] [	54,689]
4 Mathis Jo Ann	4.20	Executive Secretary	G 10	10.93	1958	1.00	21,392
5 Darnell Angela	4.20	Bookkeeper I/Secretary	G 8	8.67	1958	1.00	16,975
500 Undesignated	8.00	Student Wages					8,358
600 Undesignated	9.00	Graduate Assistant					67
1000		Salaries & Wages				4.00	191,481
1200		Employee Benefits					49,260
2000		Services					5,529
3000		Commodities					6,211
3600		Travel					3,776
3700		Miscellaneous					2,557
6000		Capital Outlay					4,351
9000		SUBTOTAL				4.00	263,165
9001		Revenue (Acct 1-15003-0464)					-1,200
<hr/>							
216961 - VP-Student Affairs		STATE FUNDING				4.00	261,965

ACCOUNT LINE NAME	EEO TITLE	GRADE	RATE	TERM	FY 00 FTE	FY 00 BUDGET
215055 Residential Colleges-Stu Afr						
750 Undesignated	10.00 Temporary Help / Exempt					15,718
1000	Salaries & Wages					15,718
1200	Employee Benefits					1,202
2000	Services					2,804
3000	Commodities					34,000
3700	Miscellaneous					3,000
9000	SUBTOTAL					56,724
9001	Revenue (Acct 1-15140-0490)					-15,000
215055 - Residential Colleges-Stu Afr	STATE FUNDING				0.00	41,724

ACCOUNT LINE NAME	EEO TITLE	GRADE	RATE	TERM	FY 00 FTE	FY 00 BUDGET
<hr/>						
215012 Recruitment & Retention						
600 Undesignated	9.00 Graduate Assistants					8,000
						<hr/>
1000	Salaries & Wages					8,000
3700	Miscellaneous					5,323
						<hr/>
215012 - Recruitment & Retention	TOTAL				0.00	13,323

ACCOUNT LINE NAME	EEO TITLE	GRADE	RATE	TERM	FY 00 FTE	FY 00 BUDGET
215017 Afr-Amer Std Svcs/Ethnc Prgs						
1 Pierce Camisha	1.20 Director			12	1.00	31,072
1	3.10 (Transferred to 2-16961-2)					
500 Undesignated	8.00 Student Wages					2,046
1000	Salaries & Wages				1.00	33,118
1200	Employee Benefits					8,349
1400	Other Personnel Costs					2,000
2000	Services					2,073
3000	Commodities					7,500
3600	Travel					3,628
3700	Miscellaneous					2,300
215017 - Afr-Amer Std Svcs/Ethnc Prgs	TOTAL				1.00	58,968

ACCOUNT LINE NAME	EEO TITLE	GRADE	RATE	TERM	FY 00 FTE	FY 00 BUDGET
<hr/>						
214994 Gov's Minority Prep Prog						
1400	Other Personnel Costs					1,000
2000	Services					1,000
3000	Commodities					1,000
3600	Travel					2,000
<hr/>						
214994 - Gov's Minority Prep Prog	TOTAL				0.00	5,000

ACCOUNT LINE NAME	EEO	TITLE	GRADE	RATE	TERM	FY 00 FTE	FY 00 BUDGET
215006 School Relations							
1 Radke Paul		1.20 Director - School Rel				12 1.00	54,050
2 Vacant		3.10 Admissions Counselor				12 1.00	22,000
3 Rowlett Lori		3.10 Admissions Counselor				12 1.00	27,500
4 Hillyard Kathy		3.10 Associate Director				12 1.00	34,548
4		3.10 (Transferred to 2-15006-4)					
5 Heilig Charles		3.10 EMAS System Administrator				12 1.00	26,500
6 Bradshaw Kimberly		4.20 Admin Secretary II	G 8	7.98	1958	1.00	15,633
7 Umar Dee Ann		4.20 Marketing System Clerk	G 8	10.82	1958	1.00	21,181
8 Cook, II Donald		3.10 Admissions Counselor				12 1.00	24,000
9 Smee Shawn		3.10 Admissions Counselor				12 1.00	23,000
10 Parham Doris		3.10 Assoc Dir of Sch Rel for Afr Amer Recr				12 1.00	35,769
11 Vacant		3.10 Admissions Counselor				12 1.00	10,260
12 Young Jennifer		3.10 Admissions Counselor				12 1.00	28,643
500 Undesignated		8.00 Student Wages					18,334
1000		Salaries & Wages				12.00	341,418
1200		Employee Benefits					89,605
2000		Services					88,146
3000		Commodities					73,000
3600		Travel					47,619
215006 - School Relations		TOTAL				12.00	639,788

ACCOUNT LINE NAME	EEO TITLE	GRADE	RATE	TERM	FY 00 FTE	FY 00 BUDGET
215036 Student Ambassadors						
3000	Commodities					1,000
3600	Travel					1,000
215036 - Student Ambassadors	TOTAL				0.00	2,000

ACCOUNT LINE NAME	EEO TITLE	GRADE	RATE	TERM	FY 00 FTE	FY 00 BUDGET
<hr/>						
215029 Afr-Amer Std Recr & Retn						
1	3.10 [Trans to School Rel (2-15001) ]					
<hr/>						
1000	Salaries & Wages					
1200	Employee Benefits					
2000	Services					8,000
3000	Commodities					4,000
3600	Travel					10,000
4000	Scholarships & Fin. Aid					12,500
<hr/>						
215029 - Afr-Amer Std Recr & Retn	TOTAL				0.00	34,500

ACCOUNT LINE NAME	EEO TITLE	GRADE	RATE	TERM	FY 00 FTE	FY 00 BUDGET
215037 Viewbook						
3000	Commodities					50,000
215037 - Viewbook	TOTAL				0.00	50,000

ACCOUNT LINE NAME	EEO TITLE	GRADE	RATE	TERM	FY 00 FTE	FY 00 BUDGET
215019 Summer Orientation						
500 Undesignated	8.00 Student Wages					14,110
1000	Salaries & Wages					14,110
2000	Services					20,000
3000	Commodities					31,000
3600	Travel					8,000
9000	SUBTOTAL					73,110
9001	Revenue (Acct 1-13506-0490)					-73,110
215019 - Summer Orientation						
	STATE FUNDING				0.00	0

ACCOUNT LINE NAME	EEO TITLE	GRADE	RATE	TERM	FY 00 FTE	FY 00 BUDGET
215028 Univ Scholarships Office						
1 Garland Carmen	1.20 Director / Univ Scholarships				12 1.00	46,000
2 Lax Teresa	4.20 Administrative Secretary II	G 8	7.91	1958	1.00	15,481
600 Undesignated	9.00 Graduate Assistants					4,584
1000	Salaries & Wages				2.00	66,065
1200	Employee Benefits					17,079
2000	Services					2,237
3000	Commodities					11,494
215028 - Univ Scholarships Office	TOTAL				2.00	96,875

ACCOUNT LINE NAME	EEO TITLE	GRADE	RATE	TERM	FY 00 FTE	FY 00 BUDGET
<hr/>						
218052 Scholarships-Regents						
4000	Scholarships & Fin. Aid					1,173,665
<hr/>						
218052 - Scholarships-Regents	TOTAL				0.00	1,173,665

ACCOUNT LINE NAME	EEO TITLE	GRADE	RATE	TERM	FY 00 FTE	FY 00 BUDGET
218051 Scholarships-Presidential						
4000	Scholarships & Fin. Aid					309,120
218051 - Scholarships-Presidential	TOTAL				0.00	309,120

ACCOUNT LINE NAME	EEO TITLE	GRADE	RATE	TERM	FY 00 FTE	FY 00 BUDGET
<hr/>						
218056 Scholarships - Provost						
4000	Scholarships & Fin. Aid					74,800
<hr/>						
218056 - Scholarships - Provost	TOTAL				0.00	74,800

ACCOUNT LINE NAME	EEO TITLE	GRADE	RATE	TERM	FY 00 FTE	FY 00 BUDGET
218055 Scholarships-Carr						
4000	Scholarships & Fin. Aid					340,000
218055 - Scholarships-Carr	TOTAL				0.00	340,000

ACCOUNT LINE NAME	EEO TITLE	GRADE	RATE	TERM	FY 00 FTE	FY 00 BUDGET
218053 Scholarships-Honor						
4000	Scholarships & Fin. Aid					128,030
218053 - Scholarships-Honor	TOTAL				0.00	128,030

ACCOUNT LINE NAME	EEO TITLE	GRADE	RATE	TERM	FY 00 FTE	FY 00 BUDGET
<u>218038 Scholarships - Recognition</u>						
4000	Scholarships & Fin. Aid					90,000
						<hr/>
218038 - Scholarships - Recognition	TOTAL				0.00	90,000

ACCOUNT LINE NAME	EEO	TITLE	GRADE	RATE	TERM	FY 00 FTE	FY 00 BUDGET
<hr/>							
218021		Minority/Mills Scholarships					
4000		Scholarships & Fin. Aid					184,000
							<hr/>
218021 -		Minority/Mills Scholarships				0.00	184,000
		TOTAL					

ACCOUNT LINE NAME	EEO TITLE	GRADE	RATE	TERM	FY 00 FTE	FY 00 BUDGET
218022 Minority Retention						
4000	Scholarships & Fin. Aid					36,000
218022 - Minority Retention	TOTAL				0.00	36,000

ACCOUNT LINE NAME	EEO TITLE	GRADE	RATE	TERM	FY 00 FTE	FY 00 BUDGET
<b>215950 Career Services</b>						
1 Meloon	Ross	1.20	Director		12 1.00	47,364
2 Winchester	Gina	3.10	Assistant Director/Co-op Coordinator		12 1.00	28,611
3 Powell	Lasenna	3.10	Career Services Specialist		12 1.00	22,647
5 Johnson	Anne	3.10	Employment Specialist		12 1.00	24,334
6 Vacant		4.20	Admin Secretary II	G 8 7.53 1958	1.00	14,750
500 Undesignated		8.00	Student Wages			7,115
750 Undesignated		10.00	Temp Help/Exempt			3,993
1000	Salaries & Wages				5.00	148,814
1200	Employee Benefits					40,918
2000	Services					12,667
3000	Commodities					5,435
3600	Travel					8,662
3700	Miscellaneous					1,800
9000	SUBTOTAL				5.00	218,296
9001	Revenue (Acct 1-15030-0464)					-3,000
215950 - Career Services	STATE FUNDING				5.00	215,296

ACCOUNT LINE NAME	EEO	TITLE	GRADE	RATE	TERM	FY 00 FTE	FY 00 BUDGET
215053 National Student Exchange							
2000		Services					350
3000		Commodities					1,000
3600		Travel					1,050
3700		Miscellaneous					600
215053 - National Student Exchange		TOTAL				0.00	3,000

ACCOUNT LINE NAME	EEO TITLE	GRADE	RATE	TERM	FY 00 FTE	FY 00 BUDGET
215000 Couns/Wom Ctr/Acad Enh Svcs						
1 Allbritten William	1.20 Director / Professor			12	1.00	57,042
2 Farris Loretta	3.10 Counselor & Lecturer			10	1.00	26,975
3 Naberezny Paul	3.10 Counselor & Lecturer			12	0.70	31,219
3	3.10 Coord 1st Yr Experience Program			12	0.30	13,379
3	[Total]			12	1.00	44,598
4 Etheridge Jane	3.10 Counselor & Lecturer/Dir Women's Ctr			12	1.00	40,956
5 Leslie Carolyn	4.20 Admin Secretary II	G 8	8.04	1958	1.00	15,745
6 Clemson Cindy	3.10 Coord SSLD Program			11	1.00	31,615
7 Tinsley Sandra	4.20 Dept Secretary II	G 7	6.97	1958	1.00	13,651
500 Undesignated	8.00 Student Wages					4,711
600 Undesignated	9.00 Graduate Assistants					25,314
750 Undesignated	10.00 Temp Exempt/Supervision					2,800
1000	Salaries & Wages				7.00	263,407
1200	Employee Benefits					51,729
2000	Services					1,500
3000	Commodities					11,744
3600	Travel					1,450
9000	SUBTOTAL				7.00	329,830
9001	Revenue (Acct 1-15010-0464)					-9,070
215000 - Couns/Wom Ctr/Acad Enh Svcs	STATE FUNDING				7.00	320,760

ACCOUNT LINE NAME	EEO TITLE	GRADE	RATE	TERM	FY 00 FTE	FY 00 BUDGET
215004 Student Fin Aid						
1 Vinson Charles	1.20 Director				12 1.00	50,491
2 Kind Jan	3.10 Associate Director				12 1.00	38,349
3 Dial Lori	3.10 Assistant Director				12 1.00	34,510
4 Welter Marilyn	4.20 Financial Aid Specialist	G 10	12.75	1958	1.00	24,956
5 Blakely Rita	4.20 Admin Sec/Fin Aid Asst	G 9	12.03	1958	1.00	23,550
6 Felts Rhonda	4.20 Student Employment Clerk	G 8	11.76	1958	1.00	23,029
7 Wischart Dena	4.20 Student Loan Clerk	G 8	10.91	1958	1.00	21,361
8 Derby Tammie	4.20 Application Clerk	G 6	6.61	1958	1.00	12,948
9 Brown Lena	4.20 Data Entry Clerk	G 7	7.04	1958	1.00	13,792
10 LaRock Ruth	4.20 Compliance Clerk	G 8	9.65	1958	1.00	18,888
500 Undesignated	8.00 Student Wages					16,056
1000	Salaries & Wages				10.00	277,930
1200	Employee Benefits					80,716
2000	Services					44,817
3000	Commodities					22,926
3600	Travel					2,078
3700	Miscellaneous					6,954
215004 - Student Fin Aid	TOTAL				10.00	435,421

ACCOUNT LINE NAME	EEO TITLE	GRADE	RATE	TERM	FY 00 FTE	FY 00 BUDGET
<b>215002 Health Services</b>						
1 Vacant	3.10 Physician			12	1.00	25,800
2 Garfield Roberta	1.20 Director - Health Services			12	1.00	52,634
3 Price Kathleen	3.10 Assoc Dir Of Health Services			12	1.00	38,576
4 Leonard Andrea	3.10 Lab Supervisor			10	1.00	25,157
4	3.10 Lab Supervisor			2		2,646
4	(Total)			12	[ 1.00] [	27,803]
5 Paschall Kimberly	3.10 Staff Nurse (8/15/99-5/15/00)			9	1.00	22,916
6 Collins Wendy	3.10 Staff Nurse (8/15/99-5/15/00)			9	1.00	22,909
7 Lyle Judith	3.10 Nurse/Hlth Ed(8/1/99-5/31/00)			10	1.00	26,727
8 Hosford Patricia	3.10 Business Manager			12	1.00	23,628
9 Dunn Robert	3.10 Pharmacologist Consultant				0.10	744
500 Undesignated	8.00 Student Wages					4,684
700 Undesignated	11.00 Temp Nonex/Extra Hlp					100
1000	Salaries & Wages				8.10	246,521
1200	Employee Benefits					67,227
2000	Services					6,316
3000	Commodities					21,822
3600	Travel					1,050
3700	Miscellaneous					300
9000	SUBTOTAL				8.10	343,236
9001	Revenue (Acct 1-15035-0490)					-500
215002 - Health Services	STATE FUNDING				8.10	342,736

ACCOUNT LINE NAME	EEO	TITLE	GRADE	RATE	TERM	FY 00 FTE	FY 00 BUDGET
215005 Curris Ctr Admin							
1 Baurer James		1.20 Dir Student Life & Curris Ctr				12 1.00	63,370
3 Vinson Gale		4.20 Bookkeeper/Prog Coordinator	G 9	11.85	2088	1.00	24,737
4 Morgan Gloria		3.10 Coord of Student Activities				12 1.00	27,618
500 Undesignated		8.00 Student Wages					
750 Undesignated		10.00 Temp Ex/Extra Help					
1000		Salaries & Wages				3.00	115,725
1200		Employee Benefits					31,306
2000		Services					5,583
3000		Commodities					4,000
215005 - Curris Ctr Admin TOTAL							3.00 156,614

ACCOUNT LINE NAME	EEO TITLE	GRADE	RATE	TERM	FY 00 FTE	FY 00 BUDGET
<b>216011 Postal Services</b>						
1 Paradise Doris	3.10 Asst Dir for Postal Svcs.			12	1.00	35,396
2 Zimmerman Albert	3.10 Operations Supervisor			12	1.00	20,841
3 Ratliff Ronald	4.20 Mail Clerk	G 6	6.60	1958	1.00	12,917
4 Stephenson Peggy	4.20 Bulk Mail Clerk	G 7	7.39	1958	1.00	14,479
5 Alexander Barbara	4.20 Mail Clerk	G 6	9.29	1958	1.00	18,181
6 Fleming Donald	4.20 Mail Carrier/Clerk	G 6	7.56	1958	1.00	14,805
500 Undesignated	8.00 Student Wages					6,923
1000	Salaries & Wages				6.00	123,542
1200	Employee Benefits					37,628
2000	Services					260,119
3000	Commodities					2,125
3500	Credits					-234,216
3600	Travel					800
3700	Miscellaneous					2,596
6000	Capital Outlay					6,800
9000	SUBTOTAL				6.00	199,394
9001	Revenue (Acct 1-16040-0456)					-3,000
9001	Revenue (Acct 1-16011-0490)					-8,000
216011 - Postal Services	STATE FUNDING				6.00	188,394

ACCOUNT LINE NAME	EEO	TITLE	GRADE	RATE	TERM	FY 00 FTE	FY 00 BUDGET
<hr/>							
216962	Intra-Collegiate Sports						
2 Epperson	Alison	3.10 Coord Of Campus Recreation			12	1.00	26,137
500 Undesignated		8.00 Student Wages					32,951
600 Undesignated		9.00 Graduate Assistants					
1000		Salaries & Wages				1.00	59,088
1200		Employee Benefits					7,308
3000		Commodities					8,201
3600		Travel					3,000
3700		Miscellaneous					5,000
9000		SUBTOTAL				1.00	82,597
9001		Revenue (Acct 1-15028-0490)					-6,470
<hr/>							76,127
216962 - Intra-Collegiate Sports		STATE FUNDING				1.00	

ACCOUNT LINE NAME	EEO TITLE	GRADE	RATE	TERM	FY 00 FTE	FY 00 BUDGET
215030 SGA						
500 Undesignated	8.00 Student Wages					5,427
1000	Salaries & Wages					5,427
2000	Services					95,030
3000	Commodities					13,700
3600	Travel					11,000
3700	Miscellaneous					7,470
4000	Scholarships & Fin. Aid					7,000
9000	SUBTOTAL					139,627
9001	Revenue (Acct 1-13525-0459)					-3,000
215030 - SGA	STATE FUNDING				0.00	136,627

ACCOUNT LINE NAME	EEO	TITLE	GRADE	RATE TERM	FY 00 FTE	FY 00 BUDGET	
216004 VP-Administrative Services							
1 Denton	Thomas	1.10 Vice President		12	1.00	90,971	
2 Bailey	Sharion	3.10 Administrative Assistant		12	1.00	32,365	
3 Mott	Kelly	4.20 Admin Sec/Accounts Control	G 10	13.18 1958	1.00	25,803	
500 Undesignated		8.00 Student Wages				8,858	
700 Undesignated		11.00 Temp Nonex/Extra Help				15,703	
1000		Salaries & Wages			3.00	173,700	
1200		Employee Benefits				41,673	
2000		Services				12,000	
3000		Commodities				12,036	
3600		Travel				5,500	
3700		Miscellaneous				7,457	
216004 - VP-Administrative Services					TOTAL	3.00	252,366

ACCOUNT LINE NAME	EEO TITLE	GRADE	RATE	TERM	FY 00 FTE	FY 00 BUDGET
<b>216008 Procurement</b>						
2 Blackburn	David	1.20	Director - Procurement		12 1.00	47,120
3 Finley	John	5.10	Purchasing Agent		12 1.00	30,349
4 Opperman	Larry	5.10	Purchasing Agent		12 1.00	29,882
6 Vacant		3.10	Asst Dir For Property Svcs.		12 1.00	24,000
8 Graham	Sharon	4.20	Pre-Audit Specialist	G 10	12.67 1958 1.00	24,813
9 Oakley	James	5.20	Central Receiving Agent	G 10	12.82 1958 1.00	25,104
11 Dillon	Michael	7.20	Receiving Foreman	G 9	9.91 1958 1.00	19,401
12 Cain	Julia	4.20	Asst Purchasing Agent	G 9	10.19 1958 1.00	19,948
14 Buffington	Kelly	4.20	Asst Purchasing Agent	G 9	9.39 1958 1.00	18,378
15 Wilson	Sonia	4.20	Asst Purchasing Agent	G 9	8.59 1958 1.00	16,818
16 Hunter	Marylynn	4.20	Administrative Clerk	G 7	7.53 1958 1.00	14,744
18 Pritchett	Timothy	7.20	Warehouse Truck Driver	G 5	7.90 1958 1.00	15,477
19 Vance	Jerry	7.20	Delivery/Warehouse Labor	G 4	6.55 1958 1.00	12,822
500 Undesignated	8.00	Student Wages				11,909
1000	Salaries & Wages				13.00	310,765
1200	Employee Benefits					86,387
2000	Services					11,692
3000	Commodities					12,032
3600	Travel					3,000
6000	Capital Outlay					10,000
216008 - Procurement	TOTAL				13.00	433,876

ACCOUNT LINE NAME	EEO	TITLE	GRADE	RATE	TERM	FY 00 FTE	FY 00 BUDGET
216009 Human Resources							
1 Gordon	Joyce	1.10 Assoc VP for Human Resources			12	1.00	73,080
2 Hart	Brenda	3.10 Employment Manager			12	1.00	34,634
3 Marine	Robbie	3.10 Benefits Manager			12	1.00	41,017
4 Nord	Kathleen	4.20 Administrative Secretary III	G 9	8.96	1958	1.00	17,541
5 Culver	Rita	4.20 Administrative Secretary II	G 8	10.69	1044	0.53	11,165
6 Campbell	Susan	4.20 Administrative Secretary I	G 7	7.32	1958	1.00	14,334
7 Griffo	Kimberly	3.10 Assistant Benefits Manager			12	1.00	23,802
500 Undesignated		8.00 Student Wages					3,161
700 Undesignated		11.00 Temp Nonex/Sec Pool					500
1000		Salaries & Wages				6.53	219,234
1200		Employee Benefits					61,000
2000		Services					10,121
3000		Commodities					6,533
3600		Travel					860
216009 - Human Resources		TOTAL				6.53	297,748

ACCOUNT LINE NAME	EEO TITLE	GRADE	RATE TERM	FY 00 FTE	FY 00 BUDGET
<b>216012 Public Safety</b>					
1 Green	Joseph	1.20	Director	12 1.00	43,320
2 Phillips	John	7.10	Detective Captain	12 1.00	32,316
3 Wells	James	7.20	Patrol Sergeant	G 12 12.69 2088 1.00	26,507
4 White	Byron	7.20	Patrol Officer	G 10 9.74 2088 1.00	20,337
5 DeVoss	David	7.20	Lieutenant Investigator	G 12 14.25 2088 1.00	29,759
6 Lamore	Robert	7.20	Patrol Officer	G 10 12.46 2088 1.00	26,008
7 Vacant		7.20	Patrol Sergeant	G 12 14.19 2088 1.00	29,624
8 Addington	Brian	7.20	Patrol Officer	G 10 10.12 2088 1.00	21,131
9 Covey	Keith	7.20	Patrol Officer	G 10 9.77 2088 1.00	20,397
10 Randall	Maureen	7.20	Patrol Officer	G 10 11.21 2088 1.00	23,401
11 Challey	Louise	4.20	Administrative Secretary II	G 8 9.96 1958 1.00	19,501
12 Coker	David	7.20	Patrol Officer	G 10 10.37 2088 1.00	21,645
13 Nolin	Robert	5.10	Communication Supervisor	12 1.00	30,793
14 Padgett	John	5.20	Communications Operator	G 9 7.99 2088 1.00	16,691
15 Lovett	Donald	5.20	Communications Operator	G 9 12.70 2088 1.00	26,510
16 Elkins	Terry	5.20	Communications Operator	G 9 9.62 2088 1.00	20,094
17 Wilson	Mark	4.20	Parking Enforcement/Comm Officer	G 8 7.97 2088 1.00	16,632
500 Undesignated	8.00	Student Wages			10,537
501 Undesignated	8.00	Students-Racer Patrol			34,669
701 Undesignated	11.00	Temp Nonex/Overtime			8,227
1000	Salaries & Wages			17.00	478,099
1200	Employee Benefits				113,820
2000	Services				37,805
3000	Commodities				13,795
3600	Travel				1,000
3700	Miscellaneous				6,711
216012 - Public Safety	TOTAL			17.00	651,230

ACCOUNT LINE NAME	EEO TITLE	GRADE	RATE	TERM	FY 00 FTE	FY 00 BUDGET
216025 Misc Inst Support						
1400	Other Personnel Costs					8,932
2000	Services					10,200
3000	Commodities					11,013
3700	Miscellaneous					29,615
4000	Scholarships & Fin. Aid					3,517
6000	Capital Outlay					29,600
216025 - Misc Inst Support	TOTAL				0.00	92,877

ACCOUNT LINE NAME	EEO TITLE	GRADE	RATE	TERM	FY 00 FTE	FY 00 BUDGET
<hr/>						
216041 MSU Staff Congress						
700 Undesignated	11.00 Temporary NonExempt / Overtime					4,627
1000	Salaries & Wages					4,627
1200	Employee Benefits					354
2000	Services					40
3000	Commodities					816
<hr/>						
216041 - MSU Staff Congress	TOTAL				0.00	5,837

ACCOUNT LINE NAME	EEO TITLE	GRADE	RATE	TERM	FY 00 FTE	FY 00 BUDGET
216057 Staff Congress Awards						
3700	Miscellaneous					5,970
216057 - Staff Congress Awards	TOTAL				0.00	5,970

ACCOUNT LINE NAME	EEO TITLE	GRADE	RATE	TERM	FY 00 FTE	FY 00 BUDGET
215026 Wellness Center						
3 Vacant	4.20 Clerk Typist I	G 5	6.06	872	0.50	5,284
300 Undesignated	12.00 Adjunct Replacement					11,541
500 Undesignated	8.00 Student Workers					1,211
1000	Salaries & Wages				0.50	18,036
1200	Employee Benefits					2,267
3000	Commodities					2,168
215026 - Wellness Center	TOTAL				0.50	22,471

ACCOUNT LINE NAME	EEO TITLE	GRADE	RATE	TERM	FY 00 FTE	FY 00 BUDGET
216910 Flexible Spending Plan						24,000
1290	Flexible Spending Plan					
216910 - Flexible Spending Plan	TOTAL				0.00	24,000

ACCOUNT LINE NAME	EEO TITLE	GRADE	RATE	TERM	FY 00 FTE	FY 00 BUDGET
216983 Mandated Employee Physicals						
2000	Services					10,000
216983 - Mandated Employee Physicals	TOTAL				0.00	10,000

ACCOUNT LINE NAME	EEO TITLE	GRADE	RATE	TERM	FY 00 FTE	FY 00 BUDGET
<b>216030 Accounting &amp; Financial Svcs</b>						
2 Vacant	3.10 Accountant - Ext'l Reporting & Plant Fund			12	1.00	43,056
3 Bartlett Mary	4.20 Administrative Secretary III	G 9	11.46	1958	1.00	22,438
4 Dudley Jacklyn	1.20 Director - Accounting & Financial Services			12	1.00	62,290
6 Sasseen Amy	3.10 Accountant - GL Accounts Payable			12	1.00	35,326
7 Farley Linda	3.10 Accountant-Grants & Contracts			12	1.00	37,066
9 York Kami	3.10 Payroll Manager			12	1.00	34,688
12 FriebeL Eldora	4.20 Senior Clerk-Payroll	G 9	11.90	1958	1.00	23,307
14 McGregor Lori	4.20 Senior Accounting Clerk	G 10	10.48	1958	1.00	20,513
19 Stevens Joyce	4.20 Accounting Clerk-Accts Pay	G 7	7.18	1958	1.00	14,056
20 Gordon Deanna	4.20 Accounting Clerk-Travel	G 7	6.85	1958	1.00	13,412
24 Stroud Mary	4.20 Senior Clerk-Payroll	G 9	10.01	1958	1.00	19,599
25 McElwain Danielle	4.20 Accounting Clerk-Accts Pay	G 7	6.91	1958	1.00	13,534
500 Undesignated	8.00 Student Wages					9,129
1000	Salaries & Wages				12.00	348,414
1200	Employee Benefits					98,869
2000	Services					27,777
3000	Commodities					44,584
3600	Travel					2,000
<b>216030 - Accounting &amp; Financial Svcs TOTAL</b>						<b>12.00 521,644</b>

ACCOUNT LINE NAME	EEO	TITLE	GRADE	RATE	TERM	FY 00 FTE	FY 00 BUDGET
<b>216032 Bursar's Office</b>							
1 Poynor	Anita	3.10 Bursar				12 1.00	46,736
2 Darnell	Lula	3.10 Fiscal Officer for Stud Fin Aid				12 1.00	34,284
3 Wilson	Conda	3.10 Assistant Bursar				12 1.00	30,571
4 Spann	Bettie	4.20 Senior Cashier	G 9	11.87	1958	1.00	23,251
5 Delaney	Sarah	4.20 Bookkeeper II-Student Loans	G 9	10.50	1958	1.00	20,554
6 Thorn	Jennifer	4.20 Student Loan Specialist	G 9	7.88	1958	1.00	15,429
7 Fox	Helen	4.20 Billing Clerk-Student Loans	G 8	10.44	1958	1.00	20,436
8 Vacant		4.20 Scholarship/Third Party Clerk	G 8	7.44	1958	1.00	14,561
9 Hoke	Pamela	4.20 Fiscal Clerk II - Student Loans	G 8	9.35	1958	1.00	18,300
10 Hadaway	Ruth	4.20 Cashier I	G 7	7.93	1958	1.00	15,519
11 Anderson	Elizabeth	4.20 Collections Specialist	G 8	7.80	1958	1.00	15,267
500 Undesignated		8.00 Student Wages					12,423
700 Undesignated		11.00 Temp Nonex/Rgstr Wkr					2,198
1000		Salaries & Wages				11.00	269,529
1200		Employee Benefits					74,166
2000		Services					26,203
3000		Commodities					13,879
3600		Travel					800
9000		SUBTOTAL				11.00	384,577
9001		Revenue (Acct 1-11205-0464)					-69,310
216032 - Bursar's Office		STATE FUNDING				11.00	315,267

ACCOUNT LINE NAME	EEO	TITLE	GRADE	RATE	TERM	FY 00 FTE	FY 00 BUDGET
216031 Budget Office							
1 Prestfeldt, Jr Carl		1.20 Director of the Budget				12 1.00	65,025
2 Barrow Dorothy		3.10 University Budget Analyst				12 1.00	29,743
500 Undesignated		8.00 Student Wages					
1000		Salaries & Wages				2.00	94,768
1200		Employee Benefits					25,005
2000		Services					1,340
3000		Commodities					5,100
3600		Travel					2,145
3700		Miscellaneous					1,000
216031 - Budget Office						2.00	129,358
TOTAL							

ACCOUNT LINE NAME	EEO TITLE	GRADE	RATE	TERM	FY 00 FTE	FY 00 BUDGET
211914 Comp for Instr & Res						
2000	Services					250,000
211914 - Comp for Instr & Res	TOTAL				0.00	250,000

ACCOUNT LINE NAME	EEO TITLE	GRADE	RATE	TERM	FY 00 FTE	FY 00 BUDGET
216049 Bad Debt Exp & Coll						
3700	Miscellaneous					100,000
9000	SUBTOTAL					100,000
9001	Revenue (Acct 1-16049-0452)					-6,000
216049 - Bad Debt Exp & Coll	STATE FUNDING				0.00	94,000

ACCOUNT LINE NAME	EEO TITLE	GRADE	RATE	TERM	FY 00 FTE	FY 00 BUDGET
216054 Bank Service Charge						
1400	Other Personnel Costs					63,000
216054 - Bank Service Charge	TOTAL				0.00	63,000

ACCOUNT LINE NAME	EEO TITLE	GRADE	RATE	TERM	FY 00 FTE	FY 00 BUDGET
216990 Inst Supt Alloc to Auxs						
3500	Credits					-457,750
216990 - Inst Supt Alloc to Auxs	TOTAL				0.00	-457,750

ACCOUNT LINE NAME	EEO TITLE	GRADE	RATE	TERM	FY 00 FTE	FY 00 BUDGET
217006 General Insurance						
2000	Services					251,053
217006 - General Insurance	TOTAL				0.00	251,053

ACCOUNT LINE NAME	EEO TITLE	GRADE	RATE	TERM	FY 00 FTE	FY 00 BUDGET
<hr/>						
216042 University Audits						
1400	Other Personnel Costs					49,634
2000	Services					4,800
3000	Commodities					4,800
						<hr/>
216042 - University Audits	TOTAL				0.00	59,234

ACCOUNT LINE NAME	EEO TITLE	GRADE	RATE	TERM	FY 00 FTE	FY 00 BUDGET
216091 Condata Payroll Software						
2000	Services					15,590
216091 - Condata Payroll Software	TOTAL				0.00	15,590

ACCOUNT LINE NAME	EEO TITLE	GRADE	RATE	TERM	FY 00 FTE	FY 00 BUDGET
216092 Student Loan Billing System						
2000	Services					11,430
216092 - Student Loan Billing System	TOTAL				0.00	11,430

ACCOUNT LINE NAME	EEO	TITLE	GRADE	RATE	TERM	FY 00 FTE	FY 00 BUDGET
217000 Facilities Management Admin.							
1 Yeatts	Dewey	1.10 Assoc VP for Facilities Mgt			12	1.00	73,266
2 Wagoner	Deborah	3.10 Associate Director, Facilities Fin & Admin			12	1.00	49,167
4 Bucy	Michael	7.20 Materials Control Coordinator	G 12	12.59	2088	1.00	26,298
5 Cooper	Joan	4.20 Administrative Clerk III	G 9	11.05	2088	1.00	23,068
6 Friebe	Katherine	4.20 Admin Secr/TMA Coord	G 10	9.58	2088	1.00	20,000
7 Jones	Phyllis	4.20 Accounts Clerk	G 7	7.35	2088	1.00	15,352
8 Owen	Wilton	7.20 Warehouse Control Clerk	G 8	8.81	2088	1.00	18,393
9 Edwards	Patty	4.20 Administrative Clerk II	G 8	7.79	2088	1.00	16,265
10 Morgan	Judith	3.10 Facilities Accountant			12	1.00	30,930
500 Undesignated		8.00 Student Wages					9,284
1000		Salaries & Wages				9.00	282,023
1200		Employee Benefits					73,183
2000		Services					15,682
3000		Commodities					12,147
3600		Travel					8,000
3700		Miscellaneous					720
217000 - Facilities Management Admin.						9.00	391,755
TOTAL							

ACCOUNT LINE NAME	EEO TITLE	GRADE	RATE	TERM	FY 00 FTE	FY 00 BUDGET
217002 Engr & Arch Svcs						
1 Oatman Kim	3.10 Chief Engineer			12	1.00	52,174
2 Whittenberg James	5.10 Engineering Technician			12	1.00	29,596
3 Youngblood Jason	5.10 Engineering Technician			12	1.00	29,596
4 Thomas Carla	4.20 Administrative Secretary II	G 8	10.39	1044	0.50	10,846
4	4.20 [Admin Sec II - HB 622 Cap Const (2-17012) ]	G 8	10.39	1044	[ 0.50] [	10,847]
4	[Total]		10.39	2088	[ 1.00] [	21,693]
500 Undesignated	8.00 Student Wages					10,000
1000	Salaries & Wages				3.50	132,212
1200	Employee Benefits					34,385
2000	Services					364
3000	Commodities					1,314
3600	Travel					274
217002 - Engr & Arch Svcs	TOTAL				3.50	168,549

ACCOUNT LINE NAME	EEO	TITLE	GRADE	RATE	TERM	FY 00 FTE	FY 00 BUDGET
217003 Building Services							
3 Grogan	Richard	7.10 Asst. to Assoc. Director			12	1.00	32,000
4 Futrell	William	7.20 Lead Mover	G 7	8.53	2088	1.00	17,801
5 McCoy	Michael	7.20 Building Services Group Leader	G 6	8.31	2088	1.00	17,346
6 Walls	Walter	7.20 Building Services Technician	G 4	7.67	2088	1.00	16,008
7 Elkins	Felecia	7.20 Building Services Group Leader	G 6	7.22	2088	1.00	15,066
8 Robinson	Ronald	7.20 Mover	G 5	6.27	2088	1.00	13,092
9 Kellerman	Janice	7.20 Building Services Technician	G 4	7.63	2088	1.00	15,922
10 Stalls	Mickey	7.20 Mover	G 5	6.40	2088	1.00	13,355
11 Payne	Mary	7.20 Housekeeper	G 6	6.60	2088	1.00	13,789
12 Rudolph	Jason	7.20 Building Services Technician	G 4	6.38	2088	1.00	13,313
13 Pierceall	Richard	7.20 Building Services Technician	G 4	8.09	2088	1.00	16,891
14 Vacant		7.20 Building Services Technician	G 4	6.10	2088	1.00	12,747
15 Sims	Annie	7.20 Building Services Technician	G 4	9.06	2088	1.00	18,913
16 Mathis	Joe	7.20 Building Services Technician	G 4	7.40	2088	1.00	15,450
17 DeSimone	Susan	7.20 Building Services Technician	G 4	6.17	2088	1.00	12,892
18 Stutesman	David	7.20 Building Services Technician	G 4	6.17	2088	1.00	12,892
19 Garland	Dorothy	7.20 Building Services Technician	G 4	5.99	2088	1.00	12,507
21 Rodgers	Robert	7.20 Building Services Technician	G 4	6.10	2088	1.00	12,747
22 Berry	Carl	7.20 Building Services Technician	G 4	6.10	2088	1.00	12,747
23 Graves	Algie	7.20 Building Services Technician	G 4	6.32	2088	1.00	13,201
24 Reed	Billie	7.20 Building Services Technician	G 4	6.17	2088	1.00	12,892
25 Tharp	Edith	7.20 Building Services Technician	G 4	6.52	2088	1.00	13,614
26 Sheridan	Andrea	7.20 Building Services Technician	G 4	8.47	2088	1.00	17,690
27 Foy	Cleveland	7.20 Building Services Technician	G 4	8.93	2088	1.00	18,649
28 Hicks	Sherrill	7.20 Building Services Group Leader A	G 8	10.78	2088	1.00	22,507
29 Maupin	Jerry	7.20 Building Services Technician	G 4	6.25	2088	1.00	13,054
30 Scott	Frank	7.20 Building Services Technician	G 4	9.03	2088	1.00	18,847
31 Dugger	Don	7.20 Building Services Technician	G 4	6.45	2088	1.00	13,476
32 Gude	Frank	7.20 Building Services Group Leader	G 6	9.29	2088	1.00	19,406
33 Lawrence	Peggy	7.20 Building Services Technician	G 4	7.86	2088	1.00	16,416
34 Lassiter	Paul	7.20 Building Services Technician	G 4	9.10	2088	1.00	19,009
35 Vacant		7.20 Building Services Technician	G 4	5.99	2088	1.00	12,507
36 Williams	James	7.20 Building Services Technician	G 4	9.08	2088	1.00	18,959
37 Verdone	Timothy	7.20 Building Services Technician	G 4	6.49	2088	1.00	13,548

ACCOUNT LINE NAME	EEO TITLE	GRADE	RATE	TERM	FY 00 FTE	FY 00 BUDGET
38 Redden Toni	7.20 Building Services Technician	G 4	6.18	2088	1.00	12,894
39 Garland Juanita	7.20 Building Services Technician	G 4	8.53	2088	1.00	17,820
40 Arnold Jr. John	7.20 Building Services Technician	G 4	6.10	2088	1.00	12,747
41 Payne Regniald	7.20 Building Services Technician	G 4	6.49	2088	1.00	13,548
42 Garland Anna	7.20 Building Services Technician	G 4	6.10	2088	1.00	12,747
43 Sims Frankie	7.20 Building Services Technician	G 4	9.16	2088	1.00	19,136
44 Thornton Patricia	7.20 Building Services Technician	G 4	6.54	2088	1.00	13,653
46 Walker Glen	7.20 Building Services Technician	G 4	6.45	2088	1.00	13,476
47 Denton Jesse	7.20 Building Services Technician	G 4	6.41	2088	1.00	13,376
49 Posey John	7.20 Building Services Technician	G 4	6.45	2088	1.00	13,476
50 Hutson Lisa	7.20 Building Services Technician	G 4	8.36	2088	1.00	17,452
51 Carlton Joyce	7.20 Building Services Technician	G 4	8.51	2088	1.00	17,773
52 Jordan Billy	7.20 Building Services Technician	G 4	6.49	2088	1.00	13,548
53 Darnall Larry	7.20 Building Services Technician	G 4	8.40	2088	1.00	17,544
54 Estep Carrie	7.20 Building Services Technician	G 4	8.33	2088	1.00	17,388
55 Holley Jerry	7.20 Building Services Technician	G 4	7.60	2088	1.00	15,879
57 Parrish Kathryn	7.20 Building Services Technician	G 4	6.81	2088	1.00	14,209
60 Goodman John	7.20 Building Services Technician	G 4	5.99	2088	1.00	12,507
61	7.20 (Internal Re-allocation)					
62 Gaines Jane	7.20 Building Services Technician	G 4	8.60	2088	1.00	17,952
500 Undesignated	8.00 Student Wages					16,158
700 Undesignated	11.00 Temporary Non-exempt					77,300
1000	Salaries & Wages				53.00	919,836
1200	Employee Benefits					245,344
2000	Services					13,732
3000	Commodities					25,593
3600	Travel					261
217003 - Building Services	TOTAL				53.00	1,204,766

ACCOUNT LINE NAME	EEO	TITLE	GRADE	RATE	TERM	FY 00 FTE	FY 00 BUDGET
217004 Bldg & Equip Maint							
1 Barnes	A. Scott	3.10 Associate Director				12 1.00	52,174
2 Marshall	William	6.10 Carpenter Foreman				12 1.00	37,112
3 Vacant		6.20 Carpenter Utility A	G 11	13.61	2088	1.00	28,418
4 Prescott	James	6.20 Carpenter Utility A	G 11	14.51	2088	1.00	30,299
5 Ferguson	Richard	6.20 Carpenter Utility A	G 11	13.12	2088	1.00	27,394
6 Kimbro	Tommy	6.20 Carpenter Utility A	G 11	13.12	2088	1.00	27,391
7 Burch	Eugene	6.20 Carpenter A	G 10	13.41	2088	1.00	28,004
8 Shupe	Rickman	6.20 Carpenter Utility B	G 9	9.52	2088	1.00	19,879
9 Rutland	Don	6.20 Mason	G 11	12.54	2088	1.00	26,176
11 Vacant		6.20 Roof & Building System	G 7	6.85	2088	1.00	14,303
12 Cowen	Gary	6.20 Plasterer/Painter	G 11	9.76	2088	1.00	20,369
14 Taylor	Jimmy	6.20 Window Repairman	G 9	9.33	2088	1.00	19,483
15 Henson	Louie	6.20 Window Repairman	G 9	11.82	2088	1.00	24,671
16 Vacant		6.20 Painter Utility A	G 8	7.36	2088	1.00	15,368
17 Shearer	Mark	6.20 Electrician A	G 12	10.98	2088	1.00	22,936
18 Ramsey	Eddie	6.20 Locksmith	G 9	10.22	2088	1.00	21,330
19 Vacant		6.20 Locksmith	G 9	7.88	2088	1.00	16,454
20 Cowen	Arlen	6.20 Plasterer/Painter	G 11	9.95	2088	1.00	20,767
21		7.20 (Internal Re-allocation)					
22 Jones	Tom	6.10 Painter Foreman				12 1.00	35,491
23 Sharber	James	6.20 Plasterer/Painter	G 11	9.76	2088	1.00	20,369
24 Vacant		6.20 Painter Utility A	G 8	7.22	2088	1.00	15,075
25 Beane	Lennis	6.20 Plasterer/Painter	G 11	9.70	2088	1.00	20,250
26 Vacant		6.20 Painter Utility A	G 8	7.22	2088	1.00	15,075
27 Hunt	William	6.20 Painter/Floor Covering Repair	G 9	8.90	2088	1.00	18,588
28 Schecter	Marc	6.10 Electrical Foreman				12 1.00	39,445
29 Vacant		6.20 Electrician A	G 12	9.93	2088	1.00	20,734
30 Johnson	William	6.20 Electrician A	G 12	10.31	2088	1.00	21,518
31 Stockwell	David	6.20 Electronic Technician/Electrician	G 12	11.70	2088	1.00	24,430
32 Kendall	Mark	6.20 Electrician B	G 10	8.93	2088	1.00	18,655
33 Thompson	Michael	6.20 Electrician B	G 10	9.58	2088	1.00	19,998
34 Wilder	Steve	6.20 Electrician B	G 10	8.88	2088	1.00	18,542
35 Miller	Jamie	6.10 Plumbing Foreman				12 1.00	37,112
36 Hill	Robert	6.20 Plumber A	G 11	10.61	2088	1.00	22,160

ACCOUNT LINE NAME	EEO	TITLE	GRADE	RATE	TERM	FY 00 FTE	FY 00 BUDGET
37 Burkeen	Richard	6.20 Plumber A	G 11	9.45	2088	1.00	19,737
38 Ramsey	Jason	6.20 Plumber B	G 9	8.61	2088	1.00	17,968
39 Robinson	William	6.20 Plumber B	G 9	8.04	2088	1.00	16,786
40 Herndon	Kenneth	6.20 Welder/Gen Machine Mechanic	G 11	11.61	2088	1.00	24,247
41 Ulrich	Ken	6.20 Mechanical Maintenance Service	G 11	10.92	2088	1.00	22,807
42 Walker	Billy	6.20 Mechanical Maintenance Service	G 11	12.69	2088	1.00	26,487
43 Miller	John	6.10 Heating Foreman			12	1.00	38,554
44 Vacant		6.20 Operator A	G 12	15.00	2088	1.00	31,329
45 Cooper	Lloyd	6.20 Operator A	G 12	13.74	2088	1.00	28,680
46 Galloway	Bobby	6.20 Operator A	G 12	12.95	2088	1.00	27,050
47 Glover	John	6.20 Operator A	G 12	11.72	2088	1.00	24,463
48 York	Kelvin	6.20 Operator B	G 10	9.95	2088	1.00	20,785
49 DeMarchi	Don	6.20 Operator B	G 10	9.63	2088	1.00	20,117
50 Cunningham	David	6.20 Operator B	G 10	8.85	2088	1.00	18,474
51 Black	Michael	6.20 Operator B	G 10	8.94	2088	1.00	18,664
52 Kendall	Larry	6.20 EMS/Electronic Technician	G 12	12.71	2088	1.00	26,532
53 Newsome	Howard	6.10 Environmental Control Foreman			12	1.00	37,112
54 Garland	David	6.20 Serviceman A	G 12	10.48	2088	1.00	21,890
55 Bramlett	Robert	6.20 Serviceman A	G 12	16.23	2088	1.00	33,897
56 Downey	Jerry	6.20 Serviceman A	G 12	13.19	2088	1.00	27,537
57 Wilson	Kevin	6.20 Serviceman B	G 10	9.07	2088	1.00	18,946
58 Slinker	Joseph	6.20 Serviceman B	G 10	9.34	2088	1.00	19,496
59 Armstrong	Tim	6.20 Serviceman B	G 10	9.49	2088	1.00	19,806
60 Darnall	John	6.20 Serviceman B	G 10	10.80	2088	1.00	22,557
61 Wadkins	Allen	6.20 Electrician A	G 12	11.55	2088	1.00	24,118
62 Boggess	James	6.20 Serviceman A	G 12	15.93	2088	1.00	33,262
63 Thomas	Steven	6.20 Elevator Maintenance Specialist	G 12	15.07	2088	1.00	31,476
64 Chiles	Jessie	6.20 Elevator Maintenance Tech A	G 11	10.12	2088	1.00	21,140
65 Anderson	Terry	6.20 Electrician B	G 10	8.72	2088	1.00	18,200
66 Cunningham	David	6.20 Elevator Maintenance Tech A	G 11	9.73	2088	1.00	20,320
500 Undesignated		8.00 Student Wages					17,871
1000		Salaries & Wages				63.00	1,550,278
1200		Employee Benefits					434,493
2000		Services					423,344
3000		Commodities					246,571

ACCOUNT LINE NAME	EEO	TITLE	GRADE	RATE	TERM	FY 00 FTE	FY 00 BUDGET
3500		Credits					-379,170
3600		Travel					960
							<hr/>
217004 - Bldg & Equip Maint		TOTAL				63.00	2,276,476

ACCOUNT LINE NAME	EEO	TITLE	GRADE	RATE	TERM	FY 00 FTE	FY 00 BUDGET
<hr/>							
217005 Grounds Maint							
1 Harper Wayne	3.10	Assoc Dir Bldg Svcs & Grounds			12	1.00	52,174
2 Gibson David	7.10	Grounds Foreman			12	1.00	30,785
3 Venable Charles	7.20	Grounds Truck Driver	G 5	7.86	2088	1.00	16,413
4 Shelton Fred	7.20	Groundskeeper	G 5	6.67	2088	1.00	13,929
5 Sieting Louie	7.20	Groundskeeper II	G 6	8.61	2088	1.00	17,975
6 Pace Gary	7.20	Groundskeeper	G 5	9.24	2088	1.00	19,289
7 Barborka Frank	7.20	Groundskeeper II	G 6	7.68	2088	1.00	16,038
8 Brandenburg Steven	7.10	Construction Foreman			12	1.00	30,804
9 Crick Jewel	6.20	Equipment Operator A	G 9	9.84	2088	1.00	20,537
10 Hardison Jerry	6.20	Equipment Operator B	G 8	8.22	2088	1.00	17,163
11 Harris Gerald	7.20	Groundskeeper	G 5	8.12	2088	1.00	16,953
12 Hendrix Kevin	7.20	Groundskeeper	G 5	6.40	2088	1.00	13,355
13 Vacant	7.20	Groundskeeper	G 5	6.40	2088	1.00	13,355
14 Wolf Kevin	7.20	Groundskeeper	G 5	6.53	2088	1.00	13,634
15 Stone Rex	7.20	Sanitation Disposal Leader	G 7	9.74	2088	1.00	20,335
16 Brandon Danny	7.20	Groundskeeper	G 5	9.05	2088	1.00	18,886
17 Dillon John	7.20	Groundskeeper	G 5	6.75	2088	1.00	14,102
18 Murdock John	7.20	Sanitation Truck Driver	G 5	6.51	2088	1.00	13,595
19 Stutesman Virgil	7.20	Groundskeeper II	G 6	7.41	2088	1.00	15,478
500 Undesignated	8.00	Student Wages					9,222
							<hr/>
1000		Salaries & Wages				19.00	384,022
1200		Employee Benefits					105,950
2000		Services					22,182
3000		Commodities					55,981
3600		Travel					175
							<hr/>
217005 - Grounds Maint		TOTAL				19.00	568,310

ACCOUNT LINE NAME	EEO	TITLE	GRADE	RATE	TERM	FY 00 FTE	FY 00 BUDGET
217010 Environ. Safety & Health							
1 Anderson	Larry	3.10 Assistant Director			12	1.00	48,055
2 Steen	Jeff	3.10 Environmental Coordinator			12	1.00	46,734
3 Haley	Loretta	4.20 Administrative Secretary I	G 7	9.25	2088	1.00	19,309
500 Undesignated		8.00 Student Wages					26,654
1000		Salaries & Wages				3.00	140,752
1200		Employee Benefits					35,414
2000		Services					1,633
3000		Commodities					2,700
3600		Travel					900
217010 - Environ. Safety & Health							TOTAL 3.00 181,399

ACCOUNT LINE NAME	EEO	TITLE	GRADE	RATE	TERM	FY 00 FTE	FY 00 BUDGET
<b>216017 Transportation Services</b>							
1 Herndon	Johnny	6.10 Asst Director for Transportation			12	1.00	40,000
2 Woods	Paul	6.20 Transportation Foreman	G 12	15.33	2088	1.00	32,000
3 O'Bryan	Jerry	6.20 Auto/Small Engine Mechanic	G 11	10.27	2088	1.00	21,446
4 Long	Gary	6.20 Auto/Small Engine Mechanic	G 11	10.36	2088	1.00	21,628
5 Anderson	Phyllis	4.20 Bookkeeper/Secretary	G 7	7.55	1958	1.00	14,781
6 Murdock	James	7.20 Bus Driver	G 8	7.99	1044	0.50	8,341
6		7.20 [Bus Driver, Aux Parking - (312020) ]	G 8	7.84	1044 [	0.50] [	8,180]
6		[Total]		7.91	2088 [	1.00] [	16,521]
500 Undesignated		8.00 Student Wages					7,913
1000		Salaries & Wages				5.50	146,109
1200		Employee Benefits					40,397
2000		Services					110,156
3000		Commodities					168,204
3500		Credits					-210,000
3600		Travel					3,000
<b>216017 - Transportation Services</b>						<b>5.50</b>	<b>257,866</b>

ACCOUNT LINE NAME	EEO TITLE	GRADE	RATE	TERM	FY 00 FTE	FY 00 BUDGET
216016 Public Address Sys						
500 Undesignated	8.00 Student Wages					6,485
1000	Salaries & Wages					6,485
2000	Services					1,186
216016 - Public Address Sys	TOTAL				0.00	7,671

ACCOUNT LINE NAME	EEO TITLE	GRADE	RATE	TERM	FY 00 FTE	FY 00 BUDGET
217001 Warehouse Inventory						
3000	Commodities					22,387
217001 - Warehouse Inventory	TOTAL				0.00	22,387

ACCOUNT LINE NAME	EEO TITLE	GRADE	RATE	TERM	FY 00 FTE	FY 00 BUDGET
217007 Utilities						
2000	Services					4,030,693
3500	Credits					-1,145,669
217007 - Utilities	TOTAL				0.00	2,885,024

ACCOUNT LINE NAME	EEO TITLE	GRADE	RATE	TERM	FY 00 FTE	FY 00 BUDGET
<hr/>						
216912 Util & Req Maint						
3700	Miscellaneous					99,020
<hr/>						
216912 - Util & Req Maint	TOTAL				0.00	99,020

ACCOUNT LINE NAME	EEO TITLE	GRADE	RATE	TERM	FY 00 FTE	FY 00 BUDGET
217020 RSEC Utilities						
2000	Services					533,000
217020 - RSEC Utilities	TOTAL				0.00	533,000

ACCOUNT LINE NAME	EEO TITLE	GRADE	RATE	TERM	FY 00 FTE	FY 00 BUDGET
217008 Seasonal Labor						
500 Undesignated	8.00 Student Wages					34,684
1000	Salaries & Wages					34,684
217008 - Seasonal Labor	TOTAL				0.00	34,684

ACCOUNT LINE NAME	EEO TITLE	GRADE	RATE TERM	FY 00 FTE	FY 00 BUDGET
217009 Utility Contingency					
2000	Services				65,000
217009 - Utility Contingency	TOTAL			0.00	65,000

ACCOUNT LINE NAME	EEO	TITLE	GRADE	RATE	TERM	FY 00 FTE	FY 00 BUDGET
217012 HB 622 Capital Const Admin.							
1 Riley	Donald	3.10 Associate Director			12	1.00	52,174
2 Vacant		3.10 Construction Inspector			12	1.00	35,000
3 Thomas	Carla	4.20 Administrative Secretary II	G 8	10.39	1044	0.50	10,847
3		4.20 [Admin Sec II - Engr & Arch Svcs (2-17002) ]	G 8	10.39	1044 [	0.50] [	10,846]
3		[Total]		10.39	2088 [	1.00] [	21,693]
4 Vacant		5.10 Engineering Tech/Proj Inspector			12	1.00	20,000
5 Vacant		4.20 Accounting Clerk	G 8	7.73	2088	1.00	16,140
1000		Salaries & Wages				4.50	134,161
1200		Employee Benefits					34,306
2000		Services					17,785
3500		Credits					-140,044
217012 - HB 622 Capital Const Admin. TOTAL							4.50 46,208

ACCOUNT LINE NAME	EEO TITLE	GRADE	RATE	TERM	FY 00 FTE	FY 00 BUDGET
<hr/>						
217700 Renovation of Facilities						
3000	Commodities					108,546
<hr/>						
217700 - Renovation of Facilities	TOTAL				0.00	108,546

ACCOUNT LINE NAME	EEO TITLE	GRADE	RATE	TERM	FY 00 FTE	FY 00 BUDGET
217011 Hazardous Waste						
2000	Services					42,500
217011 - Hazardous Waste	TOTAL				0.00	42,500

ACCOUNT LINE NAME	EEO TITLE	GRADE	RATE	TERM	FY 00 FTE	FY 00 BUDGET
216013 Information Systems						
1 Olson Donald	1.20 Chief Information Officer			12	1.00	82,153
2	3.10 (Transferred to 2-16039-2)					
3 Patterson N. Neal	3.10 Business Systems Analyst			12	1.00	54,784
18 Jones Sarah	4.20 Administrative Secretary III	G 9	8.04	1958	1.00	15,741
500 Undesignated	8.00 Student Wages					12,313
1000	Salaries & Wages				3.00	164,991
1200	Employee Benefits					37,074
2000	Services					33,459
3000	Commodities					20,000
3500	Credits					-256,000
3600	Travel					6,000
3700	Miscellaneous					3,000
6000	Capital Outlay					30,000
9000	SUBTOTAL				3.00	38,524
9001	Revenue (Acct 1-13520-0460)					-5,000
216013 - Information Systems	STATE FUNDING				3.00	33,524

ACCOUNT LINE NAME	EEO TITLE	GRADE	RATE	TERM	FY 00 FTE	FY 00 BUDGET
216034 Administrative Computing						
1 Gupton	Ann	3.10	Manager	12	1.00	48,251
2 Baurer	Phyllis	3.10	Senior Programmer Analyst	12	1.00	41,372
3 Scott	Linda	3.10	Senior Programmer Analyst	12	1.00	40,079
4 Jackson	Larry	3.10	Senior Programmer Analyst	12	1.00	38,480
5 Travis	Brantly	3.10	Programmer Analyst	12	1.00	36,400
6 Sanders	Michele	3.10	Programmer Analyst	12	1.00	30,000
7 Ballard	Mark	3.10	Programmer Analyst	12	1.00	32,000
8 Lamb	Sherry	3.10	Programmer Analyst	12	1.00	28,000
750	10.00	Temporary Exempt				
1000	Salaries & Wages				8.00	294,582
1200	Employee Benefits					74,955
3000	Commodities					12,300
3600	Travel					2,000
9000	SUB-TOTAL				8.00	383,837
9001	Revenue (Acct 1-11201-0170)					-24,000
216034 - Administrative Computing	STATE FUNDING				8.00	359,837

ACCOUNT LINE NAME	EEO	TITLE	GRADE	RATE	TERM	FY 00 FTE	FY 00 BUDGET
216045 Operations & Systems							
1 Summerville	Clifton	3.10 Manager - Operations & Systems				12 1.00	65,748
2 McLaren	Cindy	3.10 Systems Programmer				12 1.00	43,985
3 Rice	Sammuel	3.10 Systems Programmer				12 1.00	42,140
4 Osborne	Martha	5.10 Production Control Supervisor				12 1.00	29,209
5 Shelley	Johnny	5.20 Computer Operator	G 12	11.69	1958	1.00	22,885
6 Rowhuff	Stephen	5.20 Computer Operator	G 12	10.94	1958	1.00	21,414
7 Tucker	Tammy	4.20 Help Desk Specialist	G 9	9.69	1958	1.00	18,982
500 Undesignated		8.00 Student Wages					1,003
1000		Salaries & Wages				7.00	245,366
1200		Employee Benefits					64,807
2000		Services					190,552
3000		Commodities					141,449
3600		Travel					1,000
216045 - Operations & Systems TOTAL							7.00 643,174

ACCOUNT LINE NAME	EEO	TITLE	GRADE	RATE	TERM	FY 00 FTE	FY 00 BUDGET
<hr/>							
216052 Academic Comp & Tech Servs							
1 Miller	Linda	3.10 Director - Academic Computing			12	1.00	48,210
2 Eaton	Jocelyn	3.10 Academic Support Coordinator			12	1.00	27,010
3 Rice	Howard	3.10 Training & Media Coordinator			12	1.00	29,848
4 Lowry	Donald	5.10 Imaging Specialist			12	0.70	18,488
5 Wagner	Linda	4.20 Media Resource Assistant	G 7	9.67	1568	1.00	15,166
6 Hamaker	Charles	5.20 Academic Operations Specialist	G 11	9.32	1958	1.00	18,239
7 Keller	Roy	5.20 Student Technology Specialist	G 11	9.42	1044	0.50	9,839
8 Miner	Angela	5.10 Student Support Coordinator			12	1.00	23,548
500 Undesignated		8.00 Student Wages					5,933
<hr/>							196,281
1000		Salaries & Wages				7.20	
1200		Employee Benefits					47,165
2000		Services					4,000
3000		Commodities					9,000
3600		Travel					6,490
<hr/>							262,936
9000		SUB-TOTAL				7.20	
9001		Revenue (Acct 1-11201-0170)					-46,500
<hr/>							216,436
216052 - Academic Comp & Tech Servs		STATE FUNDING				7.20	

ACCOUNT LINE NAME	EEO TITLE	GRADE	RATE	TERM	FY 00 FTE	FY 00 BUDGET
216048 Telecomm Support						
1 Hill Tina	4.20 Telephone Operator	G 5	6.70	1958	1.00	13,118
3 Deboer James	3.10 Telecommunications Manager			12	1.00	51,144
4 McGary David	5.10 Telecommunications Support Tech			12	1.00	31,795
5 Washer Gary	5.10 Telecommunications Support Tech			12	1.00	31,795
500 Undesignated	8.00 Student Wages					6,021
1000	Salaries & Wages				4.00	133,873
1200	Employee Benefits					37,637
2000	Services					402,424
3500	Credits					-360,732
9000	SUBTOTAL				4.00	213,202
9001	Revenue (Acct 1-16048-0490)					-70,000
216048 - Telecomm Support	STATE FUNDING				4.00	143,202

ACCOUNT LINE NAME	EEO TITLE	GRADE	RATE TERM	FY 00 FTE	FY 00 BUDGET
216039 Netwk & Microcomp Svcs					
1 Rowland Brenda	3.10 Manager - Network & Micro Comp Svcs		12	1.00	45,149
2 Vacant	3.10 Network Analyst		12	1.00	35,340
3 Phillips Thomas	3.10 University LAN Manager		12	1.00	36,506
4 McKenna David	5.10 Network Technician II		12	1.00	32,823
5 Birdwell Michael	5.10 Micro Support Coordinator		12	1.00	31,960
6 McKinney Brent	5.10 Microcomputer Repair Tech II		12	1.00	21,630
7 Simpson James	5.10 Network Technician I		12	1.00	26,739
500	8.00 Student Wages				250
1000	Salaries & Wages			7.00	230,397
1200	Employee Benefits				67,280
2000	Services				80,141
3000	Commodities				12,474
3500	Credits				-13,000
6000	Capital Outlay				4,378
216039 - Netwk & Microcomp Svcs	TOTAL			7.00	381,670

ACCOUNT LINE NAME	EEO TITLE	GRADE	RATE	TERM	FY 00 FTE	FY 00 BUDGET
<hr/>						
215980 Student Tech Support						
2000	Services					110,665
9000	SUB-TOTAL					110,665
9001	Revenue (Acct 1-11201-0170)					-110,665
<hr/>						
215980 - Student Tech Support	STATE FUNDING				0.00	0

ACCOUNT LINE NAME	EEO TITLE	GRADE	RATE	TERM	FY 00 FTE	FY 00 BUDGET
216014 Unemployment Comp						
1280	Unemployment Compensation					42,988
216014 - Unemployment Comp	TOTAL				0.00	42,988

ACCOUNT LINE NAME	EEO TITLE	GRADE	RATE	TERM	FY 00 FTE	FY 00 BUDGET
<hr/>						
216960 Workers Compensation						
1270	Workers Compensation					479,396
<hr/>						
216960 - Workers Compensation	TOTAL				0.00	479,396

ACCOUNT LINE NAME	EEO TITLE	GRADE	RATE	TERM	FY 00 FTE	FY 00 BUDGET
216015 Employee Tuition Waiver						
1260	Employee Tuition Assistance					125,000
216015 - Employee Tuition Waiver	TOTAL				0.00	125,000

ACCOUNT LINE NAME	EEO TITLE	GRADE	RATE	TERM	FY 00 FTE	FY 00 BUDGET
216982 Spouse/Dep. Tuition Waiver						
1260	Dep./Spouse Tuition Assistance					180,000
216982 - Spouse/Dep. Tuition Waiver	TOTAL				0.00	180,000

ACCOUNT LINE NAME	EEO TITLE	GRADE	RATE	TERM	FY 00 FTE	FY 00 BUDGET
216909 Overtime - General University						
700 Undesignated	11.00 Temporary Non-Exempt / Overtime					21,911
1000	Salaries & Wages					21,911
1200	Employee Benefits					1,676
3500	Credits					
216909 - Overtime - General University	TOTAL				0.00	23,587

ACCOUNT LINE NAME	EEO TITLE	GRADE	RATE	TERM	FY 00 FTE	FY 00 BUDGET
217015 Overtime - Facilities Mgt						
700 Undesignated	11.00 Temporary Non-Exempt / Overtime					83,775
1000	Salaries & Wages					83,775
1200	Employee Benefits					6,409
3500	Credits					
217015 - Overtime - Facilities Mgt	TOTAL				0.00	90,184

ACCOUNT LINE NAME	EEO TITLE	GRADE	RATE	TERM	FY 00 FTE	FY 00 BUDGET
<hr/>						
216908 Overtime - Public Safety						
700 Undesignated	11.00 Temporary Non-Exempt / Overtime					23,199
						<hr/>
1000	Salaries & Wages					23,199
1200	Employee Benefits					1,775
3500	Credits					<hr/>
216908 - Overtime - Public Safety	TOTAL				0.00	24,974

ACCOUNT LINE NAME	EEO TITLE	GRADE	RATE	TERM	FY 00 FTE	FY 00 BUDGET
<hr/>						
211995 Accr Comp - Instruction						
1200	Employee Benefits					10,000
<hr/>						
211995 - Accr Comp - Instruction	TOTAL				0.00	10,000

ACCOUNT LINE NAME	EEO TITLE	GRADE	RATE	TERM	FY 00 FTE	FY 00 BUDGET
213995 Accr Comp - Public Service						
1200	Employee Benefits					10,000
213995 - Accr Comp - Public Service	TOTAL				0.00	10,000

ACCOUNT LINE NAME	EEO TITLE	GRADE	RATE	TERM	FY 00 FTE	FY 00 BUDGET
<hr/>						
214995 Accr Comp - Academic Support						
1200	Employee Benefits					5,000
<hr/>						
214995 - Accr Comp - Academic Support	TOTAL				0.00	5,000

ACCOUNT LINE NAME	EEO TITLE	GRADE	RATE	TERM	FY 00 FTE	FY 00 BUDGET
215995 Accr Comp - Student Support						
1200	Employee Benefits					10,000
215995 - Accr Comp - Student Support	TOTAL				0.00	10,000

ACCOUNT LINE NAME	EEO TITLE	GRADE	RATE	TERM	FY 00 FTE	FY 00 BUDGET
<hr/>						
216995 Accr Comp - Inst Support						
1200	Employee Benefits					10,000
<hr/>						
216995 - Accr Comp - Inst Support	TOTAL				0.00	10,000

ACCOUNT LINE NAME	EEO TITLE	GRADE	RATE	TERM	FY 00 FTE	FY 00 BUDGET
217995 Accr Comp - Plant						
1200	Employee Benefits					5,000
217995 - Accr Comp - Plant	TOTAL				0.00	5,000

ACCOUNT LINE NAME	EEO TITLE	GRADE	RATE	TERM	FY 00 FTE	FY 00 BUDGET
216800 Wk Study Match 25%						
500 Undesignated	8.00 Student Wages					154,712
1000	Salaries & Wages					154,712
216800 - Wk Study Match 25%	TOTAL				0.00	154,712

ACCOUNT LINE NAME	EEO TITLE	GRADE	RATE	TERM	FY 00 FTE	FY 00 BUDGET
218001 Mandatory Fee Waiver						
4000	Scholarships & Fin. Aid					110,000
218001 - Mandatory Fee Waiver	TOTAL				0.00	110,000

ACCOUNT LINE NAME	EEO TITLE	GRADE	RATE	TERM	FY 00 FTE	FY 00 BUDGET
218002 Tuit Asst N-Res Std						
4000	Scholarships & Fin. Aid					1,394,610
218002 - Tuit Asst N-Res Std	TOTAL				0.00	1,394,610

ACCOUNT LINE NAME	EEO	TITLE	GRADE	RATE	TERM	FY 00 FTE	FY 00 BUDGET
218004		Extended Campus Tuition Waivers					
4000		Scholarships & Fin. Aid					120,000
218004 - Extended Campus Tuition Waivers		TOTAL				0.00	120,000

ACCOUNT LINE NAME	EEO TITLE	GRADE	RATE	TERM	FY 00 FTE	FY 00 BUDGET
218035 Russian Teacher Waivers						
4000	Scholarships & Fin. Aid					16,700
218035 - Russian Teacher Waivers	TOTAL				0.00	16,700

ACCOUNT LINE NAME	EEO TITLE	GRADE	RATE	TERM	FY 00 FTE	FY 00 BUDGET
218010 Study Abroad Scholarship						
4000	Scholarships & Fin. Aid					5,500
218010 - Study Abroad Scholarship	TOTAL				0.00	5,500

ACCOUNT LINE NAME	EEO	TITLE	GRADE	RATE	TERM	FY 00 FTE	FY 00 BUDGET
218012 G&C Fee Waivers							
4000		Scholarships & Fin. Aid					55,000
218012 - G&C Fee Waivers		TOTAL				0.00	55,000

ACCOUNT LINE NAME	EEO	TITLE	GRADE	RATE	TERM	FY 00 FTE	FY 00 BUDGET
218018 KY Fac & Staff Tuition Waivers							
4000		Scholarships & Fin. Aid					55,000
218018 - KY Fac & Staff Tuition Waivers		TOTAL				0.00	55,000

ACCOUNT LINE NAME	EEO TITLE	GRADE	RATE	TERM	FY 00 FTE	FY 00 BUDGET
218019 Sr Citizens						
4000	Scholarships & Fin. Aid					12,000
218019 - Sr Citizens	TOTAL				0.00	12,000

ACCOUNT LINE NAME	EEO TITLE	GRADE	RATE	TERM	FY 00 FTE	FY 00 BUDGET
218020 GA Tuition Waiver						
4000	Scholarships & Fin. Aid					296,480
218020 - GA Tuition Waiver	TOTAL				0.00	296,480

ACCOUNT LINE NAME	EEO TITLE	GRADE	RATE	TERM	FY 00 FTE	FY 00 BUDGET
218110 KIIS Tuition Waivers						
4000	Scholarships & Fin. Aid					169,250
218110 - KIIS Tuition Waivers	TOTAL				0.00	169,250

ACCOUNT LINE NAME	EEO TITLE	GRADE	RATE	TERM	FY 00 FTE	FY 00 BUDGET
<hr/>						
218041 IIS Scholarships						
4000	Scholarships & Fin. Aid					20,000
<hr/>						
218041 - IIS Scholarships	TOTAL				0.00	20,000

ACCOUNT LINE NAME	EEO TITLE	GRADE	RATE TERM	FY 00 FTE	FY 00 BUDGET
218015 Scholarships - Alumni Grants					
4000	Scholarships & Fin. Aid				212,500
218015 - Scholarships - Alumni Grants	TOTAL			0.00	212,500

ACCOUNT LINE NAME	EEO TITLE	GRADE	RATE	TERM	FY 00 FTE	FY 00 BUDGET
218111	ITV Tuition Waiver					
4000	Scholarships & Fin. Aid					11,100
218111 - ITV Tuition Waiver	TOTAL				0.00	11,100

ACCOUNT LINE NAME	EEO	TITLE	GRADE	RATE	TERM	FY 00 FTE	FY 00 BUDGET
<hr/>							
218007 Scholarships - Comm College							
4000		Scholarships & Fin. Aid					16,272
							<hr/>
218007 - Scholarships - Comm College		TOTAL				0.00	16,272

ACCOUNT LINE NAME	EEO TITLE	GRADE	RATE	TERM	FY 00 FTE	FY 00 BUDGET
<hr/>						
218033 Regensburg Waivers						
4000	Scholarships & Fin. Aid					30,960
<hr/>						
218033 - Regensburg Waivers	TOTAL				0.00	30,960

ACCOUNT LINE NAME	EEO TITLE	GRADE	RATE	TERM	FY 00 FTE	FY 00 BUDGET
219000 Mand Trf Loan Match						
1400	Other Personnel Costs					4,819
219000 - Mand Trf Loan Match	TOTAL				0.00	4,819

ACCOUNT LINE NAME	EEO TITLE	GRADE	RATE TERM	FY 00 FTE	FY 00 BUDGET
219495 E&G Debt Svc Appr					
5000	Debt Service-No Pool				
5010	Debt Service-Principal				1,102,652
5015	Debt Service-Interest				443,348
219495 - E&G Debt Svc Appr	TOTAL			0.00	1,546,000

ACCOUNT LINE NAME	EEO TITLE	GRADE	RATE	TERM	FY 00 FTE	FY 00 BUDGET
219498 Networking Debt Repayment						
5000	Debt Service-Network					309,727
9000	SUB-TOTAL					309,727
9001	Revenue (Acct 1-11201-0170)					-309,727
219498 - Networking Debt Repayment	STATE FUNDING				0.00	0

ACCOUNT LINE NAME	EEO TITLE	GRADE	RATE	TERM	FY 00 FTE	FY 00 BUDGET
<hr/>						
219499 NMnd Trf/Oper Fr Bkst						
5020	Non-mandatory Transfer					-77,320
<hr/>						
219499 - NMnd Trf/Oper Fr Bkst	TOTAL				0.00	-77,320

ACCOUNT LINE NAME	EEO	TITLE	GRADE	RATE	TERM	FY 00 FTE	FY 00 BUDGET
216075 NMnd Trf/Indirect Cost							
5020		Non-mandatory Transfer					-45,000
216075 - NMnd Trf/Indirect Cost		TOTAL				0.00	-45,000

ACCOUNT LINE NAME	EEO TITLE	GRADE	RATE	TERM	FY 00 FTE	FY 00 BUDGET
<hr/>						
219902 NMnd Trf/Oper to CERR						
5020	Non-mandatory Transfer					980,000
9000	SUBTOTAL					980,000
9001	Revenue (Acct 1-11092-0420)					-980,000
<hr/>						
219902 - NMnd Trf/Oper to CERR	STATE FUNDING				0.00	0

ACCOUNT LINE NAME	EEO TITLE	GRADE	RATE	TERM	FY 00 FTE	FY 00 BUDGET
216003 VP-Institutional Advancement						
1 Vacant	1.10 Vice President				12 1.00	
						1.00
1000	Salaries & Wages					
1200	Employee Benefits					
216003 - VP-Institutional Advancement	TOTAL				1.00	0

ACCOUNT LINE NAME	EEO TITLE	GRADE	RATE	TERM	FY 00 FTE	FY 00 BUDGET
216020 Ofc of Development						
1 Reichmuth Roger	1.20 Interim Dir of Development			12	1.00	72,452
3 Perry Leigh	3.10 Asst Dir for Development			12	1.00	44,601
4 Moore Linda	3.10 Asst Dir for Annual Giving			12	1.00	33,002
6 Myhill Linda	3.10 Manager for Research & Records			12	1.00	22,001
9 Pearson Lori	3.10 Records Coordinator			12	1.00	20,230
10 Whitney Joyce	4.20 Administrative Secretary II	G 8	8.17	1958	1.00	16,000
11 Southard Jamie	4.20 Administrative Secretary I	G 7	7.69	1958	1.00	15,056
13 Williams Misty	4.20 Data Entry Operator	G 6	6.74	1958	1.00	13,205
14 Garfinkel Sandra	4.20 Data Entry Operator	G 6	6.51	784	0.40	5,103
15 Miller Thomas	2.15 Coord Deferred Gifts			12		13,400
15	2.15 [Professor - Accounting (211101) ]			12 [	1.00] [	89,810]
15	[Total]				[ 1.00] [	103,210]
500 Undesignated	8.00 Student Wages					13,388
1000	Salaries & Wages				8.40	268,438
1200	Employee Benefits					77,783
2000	Services					38,335
3000	Commodities					20,430
3600	Travel					23,148
216020 - Ofc of Development	TOTAL				8.40	428,134

ACCOUNT LINE NAME	EEO TITLE	GRADE	RATE	TERM	FY 00 FTE	FY 00 BUDGET	
216067 Capital Campaign							
1 Rhodarmer	Mia	3.10			12	1.00	17,436
750 Undesignated	10.00 Temp. Exempt						23,000
1000	Salaries & Wages				1.00	40,436	
1200	Employee Benefits					17,401	
2000	Services					9,800	
3000	Commodities					50,000	
3600	Travel					14,000	
6000	Capital Outlay					25,000	
216067 - Capital Campaign	TOTAL				1.00	156,637	

ACCOUNT LINE NAME	EEO	TITLE	GRADE	RATE	TERM	FY 00 FTE	FY 00 BUDGET
216026 Univ Rels & Al Affrs							
1 Carter	James	1.20 Director - University Relations			12	0.50	33,765
1		1.20 [Director RSEC (216080) ]			12	[ 0.50] [	33,764]
1		[Total]				[ 1.00] [	67,529]
2 Purdom	Sherry	3.10 Media & Special Events Coordinator			12	1.00	22,104
3 Jones	Patti	3.10 Asst Dir for Alumni Affairs			12	1.00	30,152
4 Hale	Janie	4.20 Administrative Secretary III	G 9	8.35	1958	1.00	16,341
1000		Salaries & Wages				3.50	102,362
1200		Employee Benefits					31,560
216026 - Univ Rels & Al Affrs							133,922
		TOTAL				3.50	

ACCOUNT LINE NAME	EEO TITLE	GRADE	RATE TERM	FY 00 FTE	FY 00 BUDGET
216080 Reg Special Events Ctr					
1 Carter James	1.20 Director			12 0.50	33,764
1	1.20 [Dir Univ Rels & Al Affrs (216026) ]			12 [ 0.50] [	33,765]
1	[Total]			[ 1.00] [	67,529]
2 Todd Shelly	3.10 Building Manager			12 1.00	33,564
3 Maness Amy	4.20 Bookkeeper I / Secretary	G 8	7.91 1958	1.00	15,497
4 Vacant	7.20 Recreation Staff/Security		6.70 2088	1.00	14,000
5 Gibson Kenny	7.10 Operations Supervisor			12 1.00	25,848
6 Barborka Laurel	7.20 Building Services Tech.	G 4	6.19 2088	1.00	12,929
7 Gann Paul	7.20 Building Services Tech.	G 4	6.10 2088	1.00	12,737
8 Foster Troy	7.20 Building Services Tech.	G 4	6.06 2088	1.00	12,644
9 Smith James	7.20 Building Services Tech.	G 4	6.13 2088	1.00	12,809
700 Undesignated	11.00 Temp/Non Exempt				94,567
1000	Salaries & Wages			8.50	268,359
1200	Employee Benefits				60,252
2000	Services				62,064
3000	Commodities				66,211
216080 - Reg Special Events Ctr	TOTAL			8.50	456,886

ACCOUNT LINE NAME	EEO TITLE	GRADE	RATE	TERM	FY 00 FTE	FY 00 BUDGET
213010 Nat'l Scouting Museum						
1 Hardin Susan	1.20 Director			12	1.00	72,840
2 Rhodarmer Charles	3.10 Collections Curator			12	1.00	26,341
3 Vacant	4.20 Administrative Secretary I	G 7	7.40	2088	1.00	15,442
4 Richardson Niki	3.10 Public Programs Manager			12	1.00	25,500
5	3.10 (Position deleted)					
7 White Gary	7.20 Blding / Computer Maintenance	G 7	10.17	2088	1.00	21,226
8 Rogers Susan	3.10 Busn Optns Mnger/Gateway Supervisor			12	1.00	29,343
500 Undesignated	8.00 Student Workers					14,162
700 Undesignated	11.00 Temp Nonexempt/Security Guard					14,914
701 Undesignated	11.00 Temp Nonexempt/Clerks					19,226
702 Undesignated	11.00 Temp Nonexempt/Custodial					2,790
703 Undesignated	11.00 Temp Nonexempt/Interns					40,722
704 Undesignated	11.00 Temp Nonexempt/Park Staff					33,722
1000	Salaries & Wages				6.00	316,228
1200	Employee Benefits					61,386
3500	Credits					-292,614
213010 - Nat'l Scouting Museum	TOTAL				6.00	85,000

ACCOUNT LINE NAME	EEO	TITLE	GRADE	RATE	TERM	FY 00 FTE	FY 00 BUDGET
216010 Printing Services							
2 Hawkins Charles		6.20 Senior Press Operator	G 12	10.39	1958	1.00	20,335
4 Nance Ruth		7.20 Bindery Foreman	G 10	11.65	1958	1.00	22,816
5 Lamb Larry		6.20 Press Operator/Utility	G 10	12.24	1958	1.00	23,971
6 Johnson Karon		4.20 Copy Express Manager	G 10	9.53	1958	1.00	18,665
7 Emerson Alice		6.20 Printing Press Operator	G 9	11.84	1958	1.00	23,180
8 Cole Lizzie		6.20 Printing Press Operator	G 9	10.47	1958	1.00	20,493
9 Wilson Donna		7.20 Bindery Helper	G 7	7.30	1958	1.00	14,301
500 Undesignated		8.00 Student Wages					5,387
750 Undesignated		10.00 Temp Exempt					675
799 Undesignated		11.00 Overtime					20,000
1000		Salaries & Wages				7.00	169,823
1200		Employee Benefits					43,305
2000		Services					26,789
3000		Commodities					170,218
3500		Credits					-375,856
3600		Travel					600
216010 - Printing Services		TOTAL				7.00	34,879

ACCOUNT LINE NAME	EEO TITLE	GRADE	RATE	TERM	FY 00 FTE	FY 00 BUDGET
216022 Ofc of Publications						
3 Pierce Linda	5.10 Supervisor Of Graphic Design			12	1.00	31,964
5 McCuiston Lila	5.20 Photolithographer	G 12	13.79	1958	1.00	27,000
6 Powell Ronald	3.10 Manager/Editor			12	1.00	23,669
7 Mays Tobie	4.20 Typesetter/Editorial Assistant	G 9	8.11	1958	1.00	15,874
8 Webster John	5.20 Graphic Designer	G 9	8.17	1958	1.00	16,000
9	4.20 (Transferred to 2-16022)					
500 Undesignated	8.00 Student Wages					1,964
1000	Salaries & Wages				5.00	116,471
1200	Employee Benefits					32,535
2000	Services					12,412
3000	Commodities					1,300
3600	Travel					1,000
3700	Miscellaneous					50
216022 - Ofc of Publications	TOTAL				5.00	163,768

ACCOUNT LINE NAME	EEO TITLE	GRADE	RATE	TERM	FY 00 FTE	FY 00 BUDGET
216024 Univ Publications						
2000	Services					12,850
3000	Commodities					38,608
3600	Travel					1,037
3700	Miscellaneous					200
216024 - Univ Publications	TOTAL				0.00	52,695

ACCOUNT LINE NAME	EEO	TITLE	GRADE	RATE	TERM	FY 00 FTE	FY 00 BUDGET
216006 Mktg & Public Relations							
1 McDonald John	1.20	Director - Mktg & Pub Relations			12	1.00	62,059
2 Holland Stephanie	4.20	Administrative Secretary I	G 7	6.99	1958	1.00	13,684
500 Undesignated	8.00	Student Wages					3,473
700 Undesignated	11.00	Temp Nonex/Temp Hlp					1,289
1000		Salaries & Wages				2.00	80,505
1200		Employee Benefits					21,703
2000		Services					5,484
3000		Commodities					4,836
3600		Travel					2,140
3700		Miscellaneous					1,544
216006 - Mktg & Public Relations TOTAL							2.00 116,212

ACCOUNT LINE NAME	EEO	TITLE	GRADE	RATE	TERM	FY 00 FTE	FY 00 BUDGET
216063 News Bureau							
1 McClain	Sherry	3.10 News Bureau Manager				12 1.00	29,499
4 Watkins	Ava	4.20 Admin Sec II / Writer	G 8	10.47	1958	1.00	20,503
500 Undesignated		8.00 Student Wages					3,631
700 Undesignated		11.00 Temporary Nonexempt/Temporary					3,134
1000		Salaries & Wages				2.00	56,767
1200		Employee Benefits					14,330
2000		Services					6,500
3000		Commodities					6,466
3600		Travel					1,000
3700		Miscellaneous					250
216063 - News Bureau TOTAL							2.00 85,313

ACCOUNT LINE NAME	EEO TITLE	GRADE	RATE	TERM	FY 00 FTE	FY 00 BUDGET
216064 Photography						
3000	Commodities					3,271
216064 - Photography	TOTAL				0.00	3,271

ACCOUNT LINE NAME	EEO	TITLE	GRADE	RATE	TERM	FY 00 FTE	FY 00 BUDGET
216065 Radio-TV/Marketing							
1 Haynes Joseph		5.10 Radio-TV Specialist			12	1.00	24,895
500 Undesignated		8.00 Student Wages					2,171
1000		Salaries & Wages				1.00	27,066
1200		Employee Benefits					7,045
3000		Commodities					6,578
3600		Travel					1,500
216065 - Radio-TV/Marketing		TOTAL				1.00	42,189

ACCOUNT LINE NAME	EEO TITLE	GRADE	RATE TERM	FY 00 FTE	FY 00 BUDGET
214000 Wrather WKY Museum					
2 Reeves Kate	3.10 Manager		12	1.00	21,840
3 Rice Sondra	4.20 Administrative Secretary I	G 7	7.34 1958	1.00	14,367
500 Undesignated	8.00 Student Wages				5,660
700 Undesignated	11.00 Temp Nonexempt (Overtime)				250
1000	Salaries & Wages			2.00	42,117
1200	Employee Benefits				8,349
2000	Services				1,000
3000	Commodities				2,500
3600	Travel				500
3700	Miscellaneous				3,730
214000 - Wrather WKY Museum	TOTAL			2.00	58,196

ACCOUNT LINE NAME	EEO	TITLE	GRADE	RATE	TERM	FY 00 FTE	FY 00 BUDGET
315010 Curris Ctr Opns							
1 Duncan	Charles	7.10 Operations Supervisor				12 1.00	31,197
2 Lancaster	Charles	7.20 Operations Foreman	G 9	10.09	2088	1.00	21,058
3 Vacant		7.20 Bldg Svcs Technician	G 4	6.32	2088	1.00	13,201
4 Dunn	Bobby	7.20 Bldg Svcs Group Leader	G 6	9.36	2088	1.00	19,537
5 Houston	Leslie	7.20 Bldg Svcs Technician	G 4	7.52	2088	1.00	15,710
6 Rowlett	Stephen	7.20 Bldg Svcs Technician	G 4	6.32	2088	1.00	13,201
7 Pierce	Jeffery	7.20 Bldg Svcs Technician	G 4	8.95	2088	1.00	18,689
8 Wilkins	Shari	3.10 Asst Dir Scheduling & Mkting				12 1.00	27,321
500 Undesignated		8.00 Student Wages					93,350
600 Undesignated		9.00 Graduate Assistants					6,000
700 Undesignated		11.00 Temp Nonex/Extra Hlp					
1000		Salaries & Wages				8.00	259,264
1200		Employee Benefits					50,051
2000		Services					188,159
2001		Inst Support					25,637
3000		Commodities					42,040
3600		Travel					1,000
3700		Miscellaneous					500
4000		Scholarships & Fin. Aid					893
6000		Capital Outlay					15,000
315010 - Curris Ctr Opns		TOTAL				8.00	582,544

ACCOUNT LINE NAME	EEO TITLE	GRADE	RATE	TERM	FY 00 FTE	FY 00 BUDGET
<hr/>						
315011 Curris Ctr Recreation						
500 Undesignated	8.00 Student Wages					24,037
						<hr/>
1000	Salaries & Wages					24,037
2000	Services					7,440
3000	Commodities					3,600
3700	Miscellaneous					2,194
6000	Capital Outlay					1,306
						<hr/>
315011 - Curris Ctr Recreation	TOTAL				0.00	38,577

ACCOUNT LINE NAME	EEO TITLE	GRADE	RATE	TERM	FY 00 FTE	FY 00 BUDGET
315013 Student Act Admin						
500 Undesignated	8.00 Student Wages					4,135
600 Undesignated	9.00 Graduate Assistants					4,000
1000	Salaries & Wages					8,135
2000	Services					120
3000	Commodities					500
3700	Miscellaneous					100
315013 - Student Act Admin	TOTAL				0.00	8,855

ACCOUNT LINE NAME	EEO TITLE	GRADE	RATE	TERM	FY 00 FTE	FY 00 BUDGET
319100 Food Service						
1 Benriter William	1.20 Director			12	1.00	50,942
2 Miller Dorothy	7.10 Unit Manager			12	1.00	30,004
3 Benton Terri	7.10 Mgr Curris Ctr Food Svc/Catering			12	1.00	37,327
4 Hollingsworth Linda	3.10 Food Buyer			12	1.00	25,750
5 Lamb Rhonda	4.20 Sec/Coord Spec Events	G 10	11.17	1958	1.00	21,872
6 Vacant	4.20 Bookkeeper	G 7	8.73	1958	1.00	17,092
7 Henderson Rebecca	4.20 Acct Payable/Order Clerk	G 7	9.99	1958	1.00	19,564
9 McDaniel Jackie	7.20 Food Service Specialist	G 12	11.81	1640	1.00	19,368
10 Vacant	7.20 Supervisor	G 10	3.76	1640	1.00	6,174
11 Hosford Vicki	7.20 Supervisor	G 10	10.27	1640	1.00	16,849
12 Dyer Gary	7.20 Supervisor	G 10	10.69	1640	1.00	17,533
13 Rogers Mary	7.20 Supervisor	G 10	10.38	1640	1.00	17,027
14 Vance Jerry	7.20 Supervisor	G 10	10.51	1640	1.00	17,240
15 Sanders Barbara	7.20 Supervisor	G 10	10.61	1640	1.00	17,396
16 Skinner Keith	7.20 Supervisor	G 10	12.77	1640	1.00	20,946
17 Tanner Sandra	7.20 Production Coordinator	G 10	11.42	1640	1.00	18,729
18 Vacant	7.20 Butcher	G 7	9.52	1640	1.00	15,610
19 Jones Darcus	4.20 Cashier	G 6	7.23	1640	1.00	11,863
20 Vacant	4.20 Cashier	G 6	3.76	1640	1.00	6,164
21 Skinner Cheryl	4.20 Cashier	G 6	8.68	1640	1.00	14,237
22 Karnes-Denton Barbara	4.20 Cashier	G 6	9.22	1640	1.00	15,115
23 Freeman Wanda	4.20 Cashier	G 6	9.31	1640	1.00	15,268
24 Page Anna	4.20 Cashier	G 6	7.24	1640	1.00	11,867
25 Newsome Deborah	4.20 Cashier	G 6	9.10	1640	1.00	14,923
26 Hale Judy	4.20 Cashier	G 6	9.10	1640	1.00	14,932
27 Paschall Dian	4.20 Cashier	G 6	8.40	1640	1.00	13,774
28 Wilder Rebecca	4.20 Cashier	G 6	8.35	1640	1.00	13,689
29 Miller Norma	4.20 Cashier	G 6	7.30	1640	1.00	11,967
30 Black Linda	7.20 Baker	G 6	8.21	1640	1.00	13,462
31 Wolford LaWanda	7.20 Baker	G 6	7.37	1640	1.00	12,093
32 Kelly Melissa	7.20 Baker/Catering	G 7	7.85	1640	1.00	12,874
33 Larson Janet	7.20 Baker	G 6	7.28	1640	1.00	11,943
34 Gargus Thomas	7.20 Stockroom Worker	G 6	7.24	1640	1.00	11,873
35 Oeding Randall	7.20 Stockroom Worker	G 6	8.83	1640	1.00	14,475

ACCOUNT LINE NAME	EEO	TITLE	GRADE	RATE	TERM	FY 00 FTE	FY 00 BUDGET
36 Ray	Clovis	7.20 Stockroom Worker	G 6	8.24	1640	1.00	13,512
37 Elkins	Tammy	7.20 Banquet Coordinator	G 10	11.43	1640	1.00	18,745
38 Dillon	Millie	7.20 Cook	G 5	6.40	1640	1.00	10,490
39 Johnson	James	7.20 Cook	G 5	6.49	1640	1.00	10,649
40 Farley	Keith	7.20 Cook	G 5	8.38	1640	1.00	13,742
41 Edwards	Glen	7.20 Cook	G 5	8.59	1640	1.00	14,085
42 Olson	Joyce	7.20 Cook	G 5	6.89	1640	1.00	11,301
43 Bebbler	Carolyn	7.20 Cook	G 5	8.53	1640	1.00	13,988
44 Wilson	Linda	7.20 Cook	G 5	8.37	1640	1.00	13,728
45 Vacant		7.20 Baker	G 6	6.99	1640	1.00	11,464
46 Belcher	Martha	7.20 Cook	G 5	8.78	1640	1.00	14,391
47 Keel	Georgia	7.20 Cook	G 5	7.68	1640	1.00	12,590
48 Alswager	Gerald	7.20 Cook	G 5	6.93	1640	1.00	11,367
49 Vacant		7.20 Cook	G 5	6.67	1640	1.00	10,931
50 Durst	Zona	7.20 Cook	G 5	7.02	1640	1.00	11,507
51 Welch	Clemons	7.20 Cook	G 5	7.19	1640	1.00	11,793
52 Ferguson	Debbie	7.20 Cook	G 5	7.09	1640	1.00	11,624
53 Vacant		7.20 Cook	G 5	6.76	1640	1.00	11,091
54 Vacant		7.20 Salad Worker	G 4	6.92	1640	1.00	11,343
55 Paschall	Betty	7.20 Serving Line Worker	G 4	6.43	1640	1.00	10,553
56 Elam	Jo	7.20 Salad Worker	G 4	7.94	1640	1.00	13,023
58 Adams	Loretta	7.20 Serving Line Worker	G 4	6.56	1640	1.00	10,764
59 Burkeen	Deborah	7.20 Serving Line Worker	G 4	8.17	1640	1.00	13,405
60 Humphrey	Luella	7.20 Serving Line Worker	G 4	7.00	1640	1.00	11,474
61 Wilkerson	Patricia	7.20 Serving Line Worker	G 4	8.66	1640	1.00	14,205
62 Hurt	Mary	7.20 Serving Line Worker	G 4	9.12	1640	1.00	14,957
63 Vacant		7.20 Snack Bar Worker	G 4	6.34	1640	1.00	10,403
64 Shoaf	Anita	7.20 Snack Bar Worker	G 4	6.50	1640	1.00	10,656
65 Turner	Merle	7.20 Snack Bar Worker	G 4	7.74	1640	1.00	12,701
66 Westbrook	Tracy	7.20 Snack Bar Worker	G 4	6.63	1640	1.00	10,876
67 Cobb	Donna	4.20 Cashier	G 6	9.62	1640	1.00	15,778
68 Jones	Amy	7.20 Salad Worker	G 4	5.99	1640	1.00	9,820
69 Goodwin	Thomas	7.20 Cook/Catering	G 6	8.84	1640	1.00	14,498
70 Gills	Betty	7.20 Snack Bar Worker	G 4	7.67	1640	1.00	12,572
71 Overbey	Jerry	7.20 Beverage Line Worker	G 3	6.16	1640	1.00	10,105

ACCOUNT LINE NAME	EEO TITLE	GRADE	RATE TERM	FY 00 FTE	FY 00 BUDGET
72 Ramsey David	7.20 Beverage Line Worker	G 3	5.81 1640	1.00	9,530
73 Vacant	7.20 Beverage Line Worker	G 3	5.57 1640	1.00	9,137
74 Vacant	7.20 Dishroom Worker	G 2	4.65 1640	1.00	7,622
76 Blanton Darryl	7.20 Cook/Catering	G 6	7.93 1640	1.00	13,005
77 Collins Elizabeth	7.20 Cook/Catering	G 6	8.50 1640	1.00	13,940
78 Hicks David	7.20 Cook/Catering	G 6	7.75 1640	1.00	12,710
79 Vacant	7.20 Dishroom Worker	G 2		1.00	2,838
80 Parrish Betty	7.20 Dishroom Worker	G 2	5.82 1640	1.00	9,540
81 DeMarchi Robin	7.20 Dishroom Worker	G 2	6.05 1640	1.00	9,914
82 Orr Eva	7.20 Snack Bar Worker	G 4	8.29 1640	1.00	13,601
83 Vacant	7.20 Dishroom Worker	G 2	5.81 1640	1.00	9,532
84 Vacant	7.20 Dishroom Worker	G 2	3.02 1640	1.00	4,955
86 Taylor Carolyn	7.20 Dishroom Worker	G 2	5.78 1640	1.00	9,472
87 Houston Marilyn	7.20 Serving Line Worker	G 4	5.99 1640	1.00	9,824
89 Howes Linda	7.20 Cook	G 5	8.48 1640	1.00	13,902
90 Downey Roxanne	7.20 Dishroom Worker	G 2	6.07 1640	1.00	9,956
91 Shoaf Shawn	7.20 Bldg Svcs Technician	G 4	6.47 1640	1.00	10,616
92 Litchford Jean	7.20 Pots And Pans	G 2	7.96 1640	1.00	13,057
93 Lee Joyce	7.20 Pots And Pans	G 2	6.07 1640	1.00	9,949
95 Johnston Pat	7.20 Supervisor	G 10	11.34 1640	1.00	18,595
96 Roberts John	7.20 Bldg Svcs Technician	G 4	8.45 1640	1.00	13,856
97 Bushway Shirley	7.20 Bldg Svcs Technician	G 4	7.85 1640	1.00	12,868
98 Vacant	7.20 Bldg Svcs Technician	G 4	6.03 1640	1.00	9,892
99 Smith Stacy	7.20 Bldg Svcs Technician	G 4	5.99 1640	1.00	9,820
100 Hooks Kelsie	7.20 Bldg Svcs Technician	G 4	7.60 1640	1.00	12,458
101 Harrell Peggy	4.20 Cashier/Finish Baker	G 6	6.95 1640	1.00	11,391
500 Student Wages	8.00 Student Wages				121,222
700 Temp Nonex/Subst	11.00 Temp Nonex/Substit				27,826
701 Temp Nonex/Overt	11.00 Temp Nonex/Overtime				15,000
750 Temp Ex/Extra He	10.00 Temp Ex/Extra Help				4,215
1000	Salaries & Wages			95.00	1,474,316
1200	Employee Benefits				433,137
2000	Services				149,529
2001	Inst Support				206,684
3000	Commodities				1,820,313

ACCOUNT LINE NAME	EEO	TITLE	GRADE	RATE	TERM	FY 00 FTE	FY 00 BUDGET
3600		Travel					3,000
3700		Miscellaneous					6,164
6000		Capital Outlay					50,000
319100 - Food Service		TOTAL				95.00	4,143,143

ACCOUNT LINE NAME	EEO TITLE	GRADE	RATE	TERM	FY 00 FTE	FY 00 BUDGET
<hr/>						
319120 Food Serv/Domino's						
500 Undesignated	8.00 (Transferred to 3-19100)					
1000	Salaries & Wages					
1200	Employee Benefits					
<hr/>						
319120 - Food Serv/Domino's	TOTAL				0.00	0

ACCOUNT LINE NAME	EEO TITLE	GRADE	RATE	TERM	FY 00 FTE	FY 00 BUDGET
319121 Food Services/Freshens						
1 Vaughn Ruth	7.20 Salad Worker	G 4	6.89	1640	1.00	11,304
500 Undesignated	8.00 Student Wages					5,000
1000	Salaries & Wages				1.00	16,304
1200	Employee Benefits					3,521
319121 - Food Services/Freshens	TOTAL				1.00	19,825

ACCOUNT LINE NAME	EEO TITLE	GRADE	RATE	TERM	FY 00 FTE	FY 00 BUDGET
314010 Racer Card Admin						
1 Rogers Kathy	3.10 Racer Card Systems Manager			12	1.00	23,085
500 Undesignated	8.00 Student Wages					3,000
1000	Salaries & Wages				1.00	26,085
1200	Employee Benefits					8,084
3000	Commodities					12,769
3700	Miscellaneous					500
6000	Capital Outlay					27,318
314010 - Racer Card Admin					TOTAL	1.00 74,756

ACCOUNT LINE NAME	EEO	TITLE	GRADE	RATE	TERM	FY 00 FTE	FY 00 BUDGET
318010 Residence Life/Housing							
1 Hulick Paula		1.20 Director			12	1.00	56,000
2 Vacant		3.10 Assistant Director for Administration			12	1.00	22,698
3 Wilson J. David		3.10 Associate Director			12	1.00	35,212
4 McCants Carolyn		3.10 Coord of Res Life			12	1.00	23,736
5 Burgess Terry		3.10 Coord of Res Hall Services			12	1.00	24,000
6 Anderson G. Lee		4.20 Admin Secretary II	G 8	7.38	1958	1.00	14,441
7 Shanklin Carissa		4.20 Admin Secretary I	G 7	7.06	1958	1.00	13,824
25 Higgins Jo		7.20 Bldg Svcs Technician	G 4	7.52	2088	1.00	15,692
26 Lamb Michele		7.20 Bldg Svcs Technician	G 4	7.62	2088	1.00	15,912
27 Oatman Terry		7.20 Bldg Svcs Technician	G 4	6.10	2088	1.00	12,747
28 Smith Nelda		7.20 Bldg Svcs Technician	G 4	7.27	2088	1.00	15,172
29 Steele Linda		7.20 Bldg Svcs Group Leader	G 6	9.02	2088	1.00	18,829
30 Rogers Patricia		7.20 Bldg Svcs Technician	G 4	6.50	2088	1.00	13,576
31 Daniels Robert		7.20 Bldg Svcs Technician	G 4	5.99	2088	1.00	12,507
32 Freeman Milton		7.20 Bldg Svcs Technician	G 4	6.41	2088	1.00	13,391
34 Parker Linda		7.20 Bldg Svcs Technician	G 4	6.43	2088	1.00	13,434
35 Derington William		7.20 Bldg Svcs Group Leader	G 6	8.45	2088	1.00	17,645
36 Harpole Dorothy		7.20 Bldg Svcs Technician	G 4	6.80	2088	1.00	14,207
37 Jones Tresa		7.20 Bldg Svcs Technician	G 4	7.06	2088	1.00	14,738
38 Haworth James		7.20 Bldg Svcs Technician	G 4	8.05	2088	1.00	16,812
39 McKinney Angela		7.20 Bldg Svcs Technician	G 4	7.11	2088	1.00	14,848
40 Harris Donald		7.20 Bldg Svcs Technician	G 4	6.81	2088	1.00	14,213
41 Crick Martha		7.20 Bldg Svcs Technician	G 4	7.36	2088	1.00	15,362
42 Underhill Alberta		7.20 Bldg Svcs Group Leader	G 6	8.82	2088	1.00	18,411
43 Bonds Billy		7.20 Bldg Svcs Technician	G 4	7.81	2088	1.00	16,297
44 Mabry Jennifer		4.20 Clerk Typist II	G 6	6.48	1793	1.00	11,613
45		4.20 (Trans to Res College 3-18025)					
47 Gibbs Barbara D.		4.20 Residence Life Clerk	G 6	7.09	1635	1.00	11,585
48 Blackwell Tiffany		4.20 Administrative Clerk II	G 8	7.55	1958	1.00	14,779
49 Reed Thomas		7.20 Bldg Svcs Supervisor	G 10	10.92	2088	1.00	22,799
50 Saucier Robert		7.20 Building Services Tech/Environmental	G 4	6.72	2088	1.00	14,038
54 Simpson James		7.20 Maintenance Worker II	G 7	7.60	2088	1.00	15,861
55 Vacant		7.20 Housing Security Guard	G 6	6.35	2088	1.00	13,259
500 Undesignated		8.00 Student Wages					519,000

ACCOUNT LINE NAME	EEO TITLE	GRADE	RATE	TERM	FY 00 FTE	FY 00 BUDGET
501 Undesignated	8.00 Student Security Staff					178,000
502 Undesignated	8.00 Students-Vacation Cleaning					15,000
503 Undesignated	8.00 Students-Hall Director Staff					62,400
700 Undesignated	11.00 Temp Nonex/Overtime					5,000
1000	Salaries & Wages				32.00	1,347,038
1200	Employee Benefits					181,594
2000	Services					1,702,480
2001	Inst Support					141,089
3000	Commodities					73,000
3600	Travel					2,500
3700	Miscellaneous					4,600
4000	Scholarships & Fin. Aid					18,900
6000	Capital Outlay					250,000
318010 - Residence Life/Housing	TOTAL				32.00	3,721,201

ACCOUNT LINE NAME	EEO TITLE	GRADE	RATE	TERM	FY 00 FTE	FY 00 BUDGET
318020 College Courts						
500 Undesignated	8.00 Student Wages					15,000
1000	Salaries & Wages					15,000
2000	Services					162,507
2001	Inst Support					9,321
3000	Commodities					2,500
3700	Miscellaneous					1,500
6000	Capital Outlay					40,000
318020 - College Courts	TOTAL				0.00	230,828

ACCOUNT LINE NAME	EEO TITLE	GRADE	RATE	TERM	FY 00 FTE	FY 00 BUDGET
318015 Hall Director Scholarships						
4000	Scholarships & Fin. Aid					55,000
318015 - Hall Director Scholarships	TOTAL				0.00	55,000

ACCOUNT LINE NAME	EEO TITLE	GRADE	RATE	TERM	FY 00 FTE	FY 00 BUDGET
318017 Res Halls Student Schol						
4000	Scholarships & Fin. Aid					335,000
318017 - Res Halls Student Schol	TOTAL				0.00	335,000

ACCOUNT LINE NAME	EEO TITLE	GRADE	RATE	TERM	FY 00 FTE	FY 00 BUDGET
<hr/>						
318296 Housing Debt Service						
5000	Debt Service-No Pool					
5010	Debt Service-Principal					644,277
5015	Debt Service-Interest					103,692
<hr/>						
318296 - Housing Debt Service	TOTAL				0.00	747,969

ACCOUNT LINE NAME	EEO	TITLE	GRADE	RATE	TERM	FY 00 FTE	FY 00 BUDGET
<hr/>							
319296 Dining Debt Service							
5000		Debt Service-No Pool					
5010		Debt Service-Principal					51,358
5015		Debt Service-Interest					40,635
							<hr/>
319296 - Dining Debt Service		TOTAL				0.00	91,993

ACCOUNT LINE NAME	EEO TITLE	GRADE	RATE	TERM	FY 00 FTE	FY 00 BUDGET
318050 H & D Major Maint						
2000	Services					300,000
318050 - H & D Major Maint	TOTAL				0.00	300,000

ACCOUNT LINE NAME	EEO	TITLE	GRADE	RATE	TERM	FY 00 FTE	FY 00 BUDGET
317100 University Store							
1 Vaughn	Jack	1.20 Director				12 1.00	55,631
2 Hardison	Karol	3.10 Assistant Director				12 1.00	34,629
3 Graham	Jimmy	5.20 Receiving & Inv Agent	G 8	12.57	1958	1.00	24,608
4 Bell	Marilyn	4.20 Bookkeeper II	G 9	10.67	1958	1.00	20,894
5 Travis	Elizabeth	4.20 Book Merchandiser	G 8	10.60	1958	1.00	20,747
6 Hill	Kimberly	4.20 Book Merchandiser	G 8	8.16	1958	1.00	15,984
7 Tyler	Joyce	4.20 Jewelry Merchandiser	G 7	9.74	1958	1.00	19,077
8 Uddberg	Ann	4.20 Cashier	G 6	7.03	1958	1.00	13,759
9 Vacant		4.20 Cashier / Customer Service	G 6	6.57	1958	1.00	12,868
10 Grogan	Cynthia	4.20 Cashier	G 6	6.68	1958	1.00	13,072
11 Owens	Mary	4.20 Emblematic Merchandiser	G 7	9.85	1958	1.00	19,279
12 Vacant		4.20 Art Merchandiser	G 7	7.09	1958	1.00	13,879
13 Bennett	Jennifer	3.10 Night/Weekend Manager				12 1.00	21,145
700 Undesignated		11.00 Temp Nonex/Extra Help					46,198
1000		Salaries & Wages				13.00	331,770
1200		Employee Benefits					92,690
1400		Other Personnel Costs					18,000
2000		Services					71,674
2001		Inst Support					96,749
3000		Commodities					2,595,048
3600		Travel					7,000
3700		Miscellaneous					2,500
6000		Capital Outlay					20,000
317100 - University Store		TOTAL				13.00	3,235,431

ACCOUNT LINE NAME	EEO TITLE	GRADE	RATE	TERM	FY 00 FTE	FY 00 BUDGET
<hr/>						
317110 NMnd Trsfr/Bkst to Oper						
5020	Non-mandatory Transfer					77,320
						<hr/>
317110 - NMnd Trsfr/Bkst to Oper	TOTAL				0.00	77,320

ACCOUNT LINE NAME	EEO TITLE	GRADE	RATE	TERM	FY 00 FTE	FY 00 BUDGET
318030 Lee Clark Res Col						
2000	Services					100
3000	Commodities					750
3600	Travel					150
3700	Miscellaneous					150
9000	SUBTOTAL					1,150
9001	Revenue (Acct 3-18030-0490)					-1,150
318030 - Lee Clark Res Col	STATE FUNDING				0.00	0

ACCOUNT LINE NAME	EEO TITLE	GRADE	RATE	TERM	FY 00 FTE	FY 00 BUDGET
<hr/>						
318031 Elizabeth H. Woods Res Col						
2000	Services					100
3000	Commodities					850
3600	Travel					150
3700	Miscellaneous					275
9000	SUBTOTAL					1,375
9001	Revenue (Acct 3-18031-0490)					-1,375
<hr/>						
318031 - Elizabeth H. Woods Res Col	STATE FUNDING				0.00	0

ACCOUNT LINE NAME	EEO	TITLE	GRADE	RATE	TERM	FY 00 FTE	FY 00 BUDGET
<hr/>							
318032		HC Franklin/OB Springer Res					
2000		Services					200
3000		Commodities					1,400
3600		Travel					300
3700		Miscellaneous					980
9000		SUBTOTAL					2,880
9001		Revenue (Acct 3-18032-0490)					-2,880
							<hr/>
318032 - HC Franklin/OB Springer Res		STATE FUNDING				0.00	0

ACCOUNT LINE NAME	EEO TITLE	GRADE	RATE	TERM	FY 00 FTE	FY 00 BUDGET
318033 George Hart Res Col						
2000	Services					325
3000	Commodities					1,200
3600	Travel					150
3700	Miscellaneous					825
9000	SUBTOTAL					2,500
9001	Revenue (Acct 3-18033-0490)					-2,500
318033 - George Hart Res Col	STATE FUNDING				0.00	0

ACCOUNT LINE NAME	EEO TITLE	GRADE	RATE	TERM	FY 00 FTE	FY 00 BUDGET
318034 Cleo G. Hester Res Col						
2000	Services					100
3000	Commodities					850
3600	Travel					150
3700	Miscellaneous					400
9000	SUBTOTAL					1,500
9001	Revenue (Acct 3-18034-0490)					-1,500
318034 - Cleo G. Hester Res Col	STATE FUNDING				0.00	0

ACCOUNT LINE NAME	EEO TITLE	GRADE	RATE	TERM	FY 00 FTE	FY 00 BUDGET
<hr/>						
318035	Regents Residential College					
2000	Services					100
3000	Commodities					850
3600	Travel					150
3700	Miscellaneous					650
9000	SUBTOTAL					1,750
9001	Revenue (Acct 3-18035-0490)					-1,750
<hr/>						
318035 - Regents Residential College	STATE FUNDING				0.00	0

ACCOUNT LINE NAME	EEO TITLE	GRADE	RATE TERM	FY 00 FTE	FY 00 BUDGET
318036 James H. Richmond Res Col					
2000	Services				100
3000	Commodities				590
3600	Travel				150
3700	Miscellaneous				160
9000	SUBTOTAL				1,000
9001	Revenue (Acct 3-18036-0490)				-1,000
318036 - James H. Richmond Res Col	STATE FUNDING			0.00	0

ACCOUNT LINE NAME	EEO TITLE	GRADE	RATE	TERM	FY 00 FTE	FY 00 BUDGET
318037 Springer Hall						
2000	Services					
3000	Commodities					
3600	Travel					
3700	Miscellaneous					
9000	SUBTOTAL					
9001	Revenue (Acct 3-18037-0490)					
318037 - Springer Hall	STATE FUNDING				0.00	0

ACCOUNT LINE NAME	EEO TITLE	GRADE	RATE	TERM	FY 00 FTE	FY 00 BUDGET
318038 Robert H. White Res Col						
2000	Services					200
3000	Commodities					1,100
3600	Travel					200
3700	Miscellaneous					250
9000	SUBTOTAL					1,750
9001	Revenue (Acct 3-18038-0490)					-1,750
318038 - Robert H. White Res Col	STATE FUNDING				0.00	0

ACCOUNT LINE NAME	EEO TITLE	GRADE	RATE	TERM	FY 00 FTE	FY 00 BUDGET
318039 Ralph H. Woods Res Col						
2000	Services					
3000	Commodities					
3600	Travel					
3700	Miscellaneous					
9000	SUBTOTAL					
9001	Revenue (Acct 3-18039-0490)					
318039 - Ralph H. Woods Res Col	STATE FUNDING				0.00	0

ACCOUNT LINE NAME	EEO TITLE	GRADE	RATE	TERM	FY 00 FTE	FY 00 BUDGET
<hr/>						
318040 Res. Col. Association						
2000	Services					200
3000	Commodities					2,000
3600	Travel					1,400
3700	Miscellaneous					1,800
9000	SUBTOTAL					5,400
9001	Revenue (Acct 3-18040-0490)					-5,400
						<hr/>
318040 - Res. Col. Association	STATE FUNDING				0.00	0

ACCOUNT LINE NAME	EEO	TITLE	GRADE	RATE	TERM	FY 00 FTE	FY 00 BUDGET
<b>318025 Res. Col.--Auxiliaries</b>							
1 Hall	Jane	2.45 Residential College Head					4,160
1		2.45 [Senior Lect - Accounting (211101) ]				[	47,558]
1		[Total]				[	51,718]
2 Broughton	James	2.25 Residential College Head					4,160
2		2.25 [Assoc Professor - HPER (211408) ]				[	53,606]
2		[Total]				[	57,766]
3 White	H. Allen	2.25 Residential College Head					4,160
3		2.25 [Assoc Prof - Jrlism/Mass Comm (211202)]				[	52,065]
3		[Total]				[	56,225]
4 Schempp	James	2.25 Residential College Head					4,160
4		2.25 [Assoc Prof - SAT (211204) ]				[	50,608]
4		[Total]				[	54,768]
5 Cella	Charles	2.15 Residential College Head					4,180
5		2.15 [Prof - English (211501) ]				[	67,298]
5		[Total]				[	71,478]
6 Brown, III	Ogden	2.25 Residential College Head					4,160
6		2.25 [Assoc Professor - English (211501) ]				[	51,206]
6		[Total]				[	55,366]
7 Horwood	Stephen	2.25 Residential College Head					4,160
7		2.25 [Assoc Prof - Graph Comm Tech (211602)]				[	60,458]
7		[Total]				[	64,618]
8 France	Nancey	2.25 Residential College Head					4,160
8		2.25 [Assoc Prof - Nursing (2-11404) ]				[	56,130]
8		[Total]				[	60,290]
9 Brazil	Dawn	4.20 Residential College Clerk	G 6	6.87	1635	1.00	11,228
750 Undesignated		10.00 Temporary Exempt (Stipends, Summer Sch)					17,718
1000		Salaries & Wages				1.00	62,246
1200		Employee Benefits					10,710
2000		Services					26,000
3000		Commodities					66,595
3700		Miscellaneous					19,340
<b>318025 - Res. Col.--Auxiliaries</b>							
		TOTAL				1.00	184,891

ACCOUNT LINE NAME	EEO TITLE	GRADE	RATE TERM	FY 00 FTE	FY 00 BUDGET
316130 VPSA Vending					
2000	Services				1,000
3000	Commodities				3,868
3700	Miscellaneous				1,500
316130 - VPSA Vending	TOTAL			0.00	6,368

ACCOUNT LINE NAME	EEO	TITLE	GRADE	RATE	TERM	FY 00 FTE	FY 00 BUDGET
312020 Parking							
1 Conley	Barbara	4.20 Records Clerk	G 5	7.12	1958	1.00	13,945
2 Scott	Shirley	7.20 Parking Enforcement Officer	G 5	7.68	2088	1.00	16,043
3 Robinson	Michael	7.20 Patrol Officer	G 10	9.85	2088	1.00	20,559
4 Tidwell	Charles	7.20 Parking Enforcement/Comm Operator	G 8	7.50	2088	1.00	15,657
5 Murdock	James	7.20 Bus Driver	G 8	7.84	1044	0.50	8,180
5		7.20 [Bus Driver, Trans Svcs (216017) ]	G 8	7.99	1044 [	0.50] [	8,341]
5		7.20 [Total]	G 8	7.91	2088 [	1.00] [	16,521]
500 Undesignated		8.00 Student Wages					12,124
700 Undesignated		11.00 Temp Nonex/Extra Help					10,110
1000		Salaries & Wages				4.50	96,618
1200		Employee Benefits					20,981
2000		Services					67,790
2001		Inst Support					6,750
3000		Commodities					50,524
9000		SUBTOTAL				4.50	242,663
9001		Revenue (Acct 3-12020-0451)					-242,663
312020 - Parking		STATE FUNDING				4.50	0

ACCOUNT LINE NAME	EEO TITLE	GRADE	RATE	TERM	FY 00 FTE	FY 00 BUDGET
312200 Parking Lot Renovation						
6000	Capital Outlay					156,938
312200 - Parking Lot Renovation	TOTAL				0.00	156,938

ACCOUNT LINE NAME	EEO TITLE	GRADE	RATE	TERM	FY 00 FTE	FY 00 BUDGET
316100 Vending - President						
3000	Commodities					2,000
3700	Miscellaneous					2,700
316100 - Vending - President	TOTAL				0.00	4,700

ACCOUNT LINE NAME	EEO TITLE	GRADE	RATE	TERM	FY 00 FTE	FY 00 BUDGET
<hr/>						
316110 Vending - Acad Affrs						
3700	Miscellaneous					32,250
						<hr/>
316110 - Vending - Acad Affrs	TOTAL				0.00	32,250

ACCOUNT LINE NAME	EEO TITLE	GRADE	RATE	TERM	FY 00 FTE	FY 00 BUDGET
316140 Vending - Inst Advancement						
3700	Miscellaneous					
316140 - Vending - Inst Advancement	TOTAL				0.00	0

ACCOUNT LINE NAME	EEO TITLE	GRADE	RATE	TERM	FY 00 FTE	FY 00 BUDGET
316150 Vending - Admin Svcs						
3700	Miscellaneous					11,282
316150 - Vending - Admin Svcs	TOTAL				0.00	11,282

ACCOUNT LINE NAME	EEO	TITLE	GRADE	RATE	TERM	FY 00 FTE	FY 00 BUDGET
316131 H&D Vending							
2000		Services					3,000
3000		Commodities					8,000
3600		Travel					2,000
316131 - H&D Vending		TOTAL				0.00	13,000

ACCOUNT LINE NAME	EEO TITLE	GRADE	RATE	TERM	FY 00 FTE	FY 00 BUDGET
316105 Vending - Univ (General)						
3700	Miscellaneous					15,000
316105 - Vending - Univ (General)	TOTAL				0.00	15,000

ACCOUNT NUMBER	TITLE	PAGE #
211101	Accounting	92
211102	Computer Science & Info Sys.	93
211103	Economics & Finance	94
211104	Management & Marketing	95
211105	Bus Admin, Ofc Sys & Bus Ed	96
211106	Pol Sci, CRJ & Lgl Stds	97
211108	MBA Program	98
211109	Owensboro MBA	99
211112	B & P A - Other Instr	104
211114	B & P A - Computer Lab	103
211201	Art	127
211202	Journalism/Mass Comm	128
211203	Music	129
211204	Speech Comm & Theatre	131
211210	Fine Arts - Other Inst	142
211215	Festival of Champions	133
211216	Quad State Festivals	134
211301	Agriculture	166
211303	Biological Sciences	200
211304	Chemistry	201
211305	Geosciences	202
211306	Mathematics & Statistics	203
211307	Physics & Engr Physics	204
211309	Science - Other Instr	210
211310	Animal Health Tech	169
211312	Rodeo	170
211313	Trover Clinic	206
211401	Envir Educ Center	107
211402	Dietetics & Food Srvc Sys	171
	Mgt	
211403	Elem/Sec Education	108
211404	Nursing	205
211405	Educ Ldrshp/Couns	110
211407	Psychology	151
211408	Health/Phys Ed/Rec	112
211409	Special Education	115
211410	Teacher Educ Services	116
211418	Educ - Other Instruction	122
211419	Ctr for Educ Fin & Law	111
211422	Assistive Technology Ctr	121
211423	KY Academy for Tech Educ	117
211501	English	145
211502	Foreign Languages	148
211503	History	149
211504	Phil. & Relig. Studies	150
211505	Sociology & Anthro	152
211506	Hum Stds - Other Instr	160
211514	Inst for Int'l Studies	58
211518	Foreign Language Lab	159
211519	English Comp Lab	153
211520	KIIS	154

ACCOUNT NUMBER	TITLE	PAGE #
211528	ELI Computer Language Lab .....	61
211529	English Language Institute .....	60
211531	ELI Special Programs .....	62
211532	TESOL .....	147
211602	Graphic Communication Tech .....	172
211603	Industrial Engrng/Tech .....	173
211604	Occup Safety & Health .....	175
211606	AG Mechanization .....	168
211609	I & T - Other Instr .....	178
211612	CIT Services .....	165
211616	Child Development Center .....	124
211620	Engineering Institute .....	164
211705	WQTV .....	132
211735	TSM - B&PA - Matching Funds .....	90
211745	TSM - Ind & Tech - Matching Funds .....	163
211802	Ext Campus Programs .....	219
211803	Adjunct Salaries .....	72
211804	J Stuart Fellowship .....	81
211806	Minority & Spec Grad Assts .....	82
211810	Unallotted Academic .....	88
211811	Honors Program .....	66
211821	Instructional Supt .....	71
211822	Comm Across the Curric .....	75
211825	Hazardous Waste .....	79
211826	Acad Accountability & Assess .....	68
211830	Distance Lrning / Telecomm .....	223
211831	Ext Campus - Instructional .....	221
211832	Ext Campus - Administrative .....	220
211907	Sponsored Programs .....	67
211908	Ctr for Cont Educ .....	218
211910	Paducah Campus .....	222
211912	Summer Lvs & Salaries .....	85
211914	Comp for Instr & Res .....	274
211915	Community College .....	224
211920	Tennis Camp .....	226
211921	Football Camp .....	227
211923	Lady Racer BB Camp .....	229
211925	Golf Camp .....	230
211928	Community Education .....	225
211960	Summer Programs .....	86
211961	Summer Salaries - Pool Incr .....	87
211962	Summer Salaries - B&PA .....	105
211963	Summer Salaries - Fine Arts .....	143
211964	Summer Salaries - Science .....	211
211965	Summer Salaries - Educ .....	125
211966	Summer Salaries - Hum Stds .....	161
211967	Summer Salaries - I&T .....	186
211968	Summer Salaries - Cont Educ .....	232
211995	Accr Comp - Instruction .....	316
212700	Inst Spon Res (CISR) .....	80

ACCOUNT NUMBER	TITLE	PAGE #
212930	MARC	207
212940	Center of Excellence	208
213003	Waterfield Center	100
213004	Confs & Workshops	231
213010	Nat'l Scouting Museum	349
213012	AHES	118
213100	West KY Expo-Center	177
213522	WKMS Radio (State)	135
213621	Occup Safety & Hlth Trng Ctr	176
213700	Clinical Services	119
213702	Waterfield Center - Self Supporting	101
213707	Archaeology Svc Ctr	155
213709	Baseball Camp	52
213800	BVC Admin Svcs	187
213801	BVC Serology	188
213802	BVC Virology	189
213803	BVC Microbiology	190
213804	BVC Pathology	191
213805	BVC Ther & Fld Svcs	192
213807	BVC DNA Diagnostics	193
213809	BVC AHT Courses	194
213810	BVC Toxicology	195
213811	BVC Seaboard Farms	198
213812	BVC Clinical Pathology	196
213813	BVC Histology	197
213995	Accr Comp - Public Service	317
214000	Wrather WKY Museum	357
214001	Clara Eagle Art Gallery	136
214002	Faculty Senate	65
214004	Fac Recruit & Travel	78
214007	Faculty Teaching Awards	77
214008	Faculty & Program Devel	76
214009	COE Faculty Development	123
214010	Accreditations	69
214011	American Humanics	120
214013	Special Programs	84
214014	Office of Equal Opportunity	5
214024	University Theatre	137
214031	Recreation - Carr Health	114
214040	Wickliffe Mounds	156
214041	Wick Mds Gift Shop	157
214042	Wick Welcome Center	158
214100	Dean-Bus & Pub Affrs	89
214200	Dean - Fine Arts & Comm	126
214300	Dean - Science	199
214400	Dean - Education	106
214500	Dean - Humanistic Stds	144
214600	Dean - Ind & Tech	162
214700	Farm Operations	179
214710	Horticulture	180

ACCOUNT NUMBER	TITLE	PAGE #
214720	Equine Science	181
214730	Dairy	182
214735	Sheep	185
214740	Swine	183
214770	Pullen Farm	184
214800	Library	212
214810	Library Holdings	214
214820	Census Microfilm Prog	215
214822	Interlibrary Loan	216
214823	Library Copy Service	217
214920	Academic Council	70
214941	Small Business Dev Ctr	102
214994	Gov's Minority Prep Prog	237
214995	Accr Comp - Academic Support	318
215000	Couns/Wom Ctr/Acad Enh Svcs	254
215001	Admissions & Registrar	55
215002	Health Services	256
215004	Student Fin Aid	255
215005	Curris Ctr Admin	257
215006	School Relations	238
215007	Shield	138
215009	MSU News	139
215010	Catalogs & Bulletins	73
215011	Commencement Expense	74
215012	Recruitment & Retention	235
215015	Rifle Team	13
215017	Afr-Amer Std Svcs/Ethnc Prgs	236
215019	Summer Orientation	242
215026	Wellness Center	268
215028	Univ Scholarships Office	243
215029	Afr-Amer Std Recr & Retn	240
215030	SGA	260
215036	Student Ambassadors	239
215037	Viewbook	241
215040	Roads Scholars Program	83
215053	National Student Exchange	253
215055	Residential Colleges-Stu Afr	234
215090	Touch Tone Registration	56
215800	Athletic Director	9
215801	Athletic Media Relations	11
215803	Cheerleaders	12
215804	Football	15
215805	Men's Basketball	17
215806	Baseball	19
215807	Men's/Women's Track	21
215808	Men's Tennis	24
215809	Men's Golf	26
215810	Compliance	28
215811	Women's Basketball	29
215812	Women's Tennis	31
215813	Women's Golf	35

ACCOUNT NUMBER	TITLE	PAGE #
215814	Volleyball	33
215818	Women's Rowing	37
215823	Athletic Trainer	40
215824	Athl Ticket Office	42
215831	Pell Refund	46
215837	Trainer Camp	53
215841	Marching Band	141
215846	Women's Soccer	38
215849	Athletic Dir Reserve	10
215852	Athletic Concessions	43
215853	Athletic Programs	44
215856	Basketball Camp	228
215859	Marketing & Promotions	45
215860	Scholarships - Football	16
215861	Scholarships - Basketball	18
215862	Scholarships - Baseball	20
215863	Scholarships - Men's Track	22
215864	Scholarships - Tennis	25
215865	Scholarships - Men's Golf	27
215866	Schols-Women's Basketball	30
215867	Scholarships - Volleyball	34
215868	Scholarships - Women's Track	23
215869	Schols - Women's Tennis	32
215870	Schols - Trainers & Managers	41
215872	Scholarships - Rifle Team	14
215873	Scholarships - Women's Golf	36
215890	Other Title IX	39
215910	MAP Report Office	57
215950	Career Services	252
215980	Student Tech Support	308
215995	Accr Comp - Student Support	319
216000	Board of Regents	1
216001	President	2
216002	Provost/VP. Acad Affrs	54
216003	VP-Institutional Advancement	344
216004	VP-Administrative Services	261
216005	Legal Services	4
216006	Mktg & Public Relations	353
216008	Procurement	262
216009	Human Resources	263
216010	Printing Services	350
216011	Postal Services	258
216012	Public Safety	264
216013	Information Systems	302
216014	Unemployment Comp	309
216015	Employee Tuition Waiver	311
216016	Public Address Sys	292
216017	Transportation Services	291
216020	Ofc of Development	345
216022	Ofc of Publications	351
216024	Univ Publications	352

ACCOUNT NUMBER	TITLE	PAGE #
216025	Misc Inst Support	265
216026	Univ Rels & Al Affrs	347
216030	Accounting & Financial Svcs	271
216031	Budget Office	273
216032	Bursar's Office	272
216034	Administrative Computing	303
216039	Netwk & Microcomp Svcs	307
216041	MSU Staff Congress	266
216042	University Audits	279
216045	Operations & Systems	304
216048	Telecomm Support	306
216049	Bad Debt Exp & Coll	275
216050	University Wide Events	8
216052	Academic Comp & Tech Servs	305
216054	Bank Service Charge	276
216057	Staff Congress Awards	267
216063	News Bureau	354
216064	Photography	355
216065	Radio-TV/Marketing	356
216066	Compl - Reasonable Accom	6
216067	Capital Campaign	346
216075	NMnd Trf/Indirect Cost	342
216080	Reg Special Events Ctr	348
216091	Condata Payroll Software	280
216092	Student Loan Billing System	281
216800	Wk Study Match 25%	322
216908	Overtime - Public Safety	315
216909	Overtime - General	313
	University	
216910	Flexible Spending Plan	269
216912	Util & Reg Maint	295
216925	Inst Planning	3
216928	Inst Res & Accountability	7
216960	Workers Compensation	310
216961	VP-Student Affairs	233
216962	Intra-Collegiate Sports	259
216982	Spouse/Dep. Tuition Waiver	312
216983	Mandated Employee Physicals	270
216990	Inst Supt Alloc to Auxs	277
216995	Accr Comp - Inst Support	320
217000	Facilities Management Admin.	282
217001	Warehouse Inventory	293
217002	Engr & Arch Svcs	283
217003	Building Services	284
217004	Bldg & Equip Maint	286
217005	Grounds Maint	289
217006	General Insurance	278
217007	Utilities	294
217008	Seasonal Labor	297
217009	Utility Contingency	298
217010	Environ. Safety & Health	290

ACCOUNT NUMBER	TITLE	PAGE #
217011	Hazardous Waste .....	301
217012	HB 622 Capital Const Admin. ....	299
217015	Overtime - Facilities Mgt .....	314
217020	RSEC Utilities .....	296
217700	Renovation of Facilities .....	300
217995	Accr Comp - Plant .....	321
218000	Foreign Student Sch .....	63
218001	Mandatory Fee Waiver .....	323
218002	Tuit Asst N-Res Std .....	324
218004	Extended Campus Tuition .....	325
	Waivers	
218007	Scholarships - Comm College .....	336
218008	Marching Band Stipends .....	140
218010	Study Abroad Scholarship .....	327
218012	G&C Fee Waivers .....	328
218015	Scholarships - Alumni Grants .....	334
218016	Med Tech .....	209
218017	British Studies .....	64
218018	KY Fac & Staff Tuition .....	329
	Waivers	
218019	Sr Citizens .....	330
218020	GA Tuition Waiver .....	331
218021	Minority/Mills Scholarships .....	250
218022	Minority Retention .....	251
218033	Regensburg Waivers .....	337
218035	Russian Teacher Waivers .....	326
218038	Scholarships - Recognition .....	249
218041	IIS Scholarships .....	333
218051	Scholarships-Presidential .....	245
218052	Scholarships-Regents .....	244
218053	Scholarships-Honor .....	248
218055	Scholarships-Carr .....	247
218056	Scholarships - Provost .....	246
218110	KIIS Tuition Waivers .....	332
218111	ITV Tuition Waiver .....	335
219000	Mand Trf Loan Match .....	338
219495	E&G Debt Svc Appr .....	339
219498	Networking Debt Repayment .....	340
219499	NMnd Trf/Oper Fr Bkst .....	341
219902	NMnd Trf/Oper to CERR .....	343
312020	Parking .....	391
312200	Parking Lot Renovation .....	392
314010	Racer Card Admin .....	367
315010	Curris Ctr Opns .....	358
315011	Curris Ctr Recreation .....	359
315013	Student Act Admin .....	360
316100	Vending - President .....	393
316105	Vending - Univ (General) .....	398
316110	Vending - Acad Affrs .....	394
316130	VPSA Vending .....	390
316131	H&D Vending .....	397

ACCOUNT NUMBER	TITLE	PAGE #
316140	Vending - Inst Advancement	395
316150	Vending - Admin Svcs	396
317100	University Store	376
317110	NMnd Trsfr/Bkst to Oper	377
318010	Residence Life/Housing	368
318015	Hall Director Scholarships	371
318017	Res Halls Student Schol	372
318020	College Courts	370
318025	Res. Col.--Auxiliaries	389
318030	Lee Clark Res Col	378
318031	Elizabeth H. Woods Res Col	379
318032	HC Franklin/OB Springer Res	380
318033	George Hart Res Col	381
318034	Cleo G. Hester Res Col	382
318035	Regents Residential College	383
318036	James H. Richmond Res Col	384
318037	Springer Hall	385
318038	Robert H. White Res Col	386
318039	Ralph H. Woods Res Col	387
318040	Res. Col. Association	388
318050	H & D Major Maint	375
318296	Housing Debt Service	373
319100	Food Service	361
319120	Food Serv/Domino's	365
319121	Food Services/Freshens	366
319296	Dining Debt Service	374

ACCOUNT NUMBER	TITLE	PAGE #
211606	AG Mechanization	168
213012	AHES	118
211826	Acad Accountability & Assess	68
216052	Academic Comp & Tech Servs	305
214920	Academic Council	70
211101	Accounting	92
216030	Accounting & Financial Svcs	271
214995	Accr Comp - Academic Support	318
216995	Accr Comp - Inst Support	320
211995	Accr Comp - Instruction	316
217995	Accr Comp - Plant	321
213995	Accr Comp - Public Service	317
215995	Accr Comp - Student Support	319
214010	Accreditations	69
211803	Adjunct Salaries	72
216034	Administrative Computing	303
215001	Admissions & Registrar	55
215029	Afr-Amer Std Recr & Retn	240
215017	Afr-Amer Std Svcs/Ethnc Prgs	236
211301	Agriculture	166
214011	American Humanics	120
211310	Animal Health Tech	169
213707	Archaeology Svc Ctr	155
211201	Art	127
211422	Assistive Technology Ctr	121
215824	Athl Ticket Office	42
215852	Athletic Concessions	43
215849	Athletic Dir Reserve	10
215800	Athletic Director	9
215801	Athletic Media Relations	11
215853	Athletic Programs	44
215823	Athletic Trainer	40
211114	B & P A - Computer Lab	103
211112	B & P A - Other Instr	104
213809	BVC AHT Courses	194
213800	BVC Admin Svcs	187
213812	BVC Clinical Pathology	196
213807	BVC DNA Diagnostics	193
213813	BVC Histology	197
213803	BVC Microbiology	190
213804	BVC Pathology	191
213811	BVC Seaboard Farms	198
213801	BVC Serology	188
213805	BVC Ther & Fld Svcs	192
213810	BVC Toxicology	195
213802	BVC Virology	189
216049	Bad Debt Exp & Coll	275
216054	Bank Service Charge	276
215806	Baseball	19
213709	Baseball Camp	52
215856	Basketball Camp	228

ACCOUNT NUMBER	TITLE	PAGE #
211303	Biological Sciences	200
217004	Bldg & Equip Maint	286
216000	Board of Regents	1
218017	British Studies	64
216031	Budget Office	273
217003	Building Services	284
216032	Bursar's Office	272
211105	Bus Admin, Ofc Sys & Bus Ed	96
211612	CIT Services	165
214009	COE Faculty Development	123
216067	Capital Campaign	346
215950	Career Services	252
215010	Catalogs & Bulletins	73
214820	Census Microfilm Prog	215
212940	Center of Excellence	208
215803	Cheerleaders	12
211304	Chemistry	201
211616	Child Development Center	124
214001	Clara Eagle Art Gallery	136
318034	Cleo G. Hester Res Col	382
213700	Clinical Services	119
318020	College Courts	370
211822	Comm Across the Curric	75
215011	Commencement Expense	74
211915	Community College	224
211928	Community Education	225
211914	Comp for Instr & Res	274
216066	Compl - Reasonable Accom	6
215810	Compliance	28
211102	Computer Science & Info Sys.	93
216091	Condata Payroll Software	280
213004	Confs & Workshops	231
215000	Couns/Wom Ctr/Acad Enh Svcs	254
211908	Ctr for Cont Educ	218
211419	Ctr for Educ Fin & Law	111
215005	Curris Ctr Admin	257
315010	Curris Ctr Opns	358
315011	Curris Ctr Recreation	359
214730	Dairy	182
214400	Dean - Education	106
214200	Dean - Fine Arts & Comm	126
214500	Dean - Humanistic Stds	144
214600	Dean - Ind & Tech	162
214300	Dean - Science	199
214100	Dean-Bus & Pub Affrs	89
211402	Dietetics & Food Srvc Sys	171
	Mgt	
319296	Dining Debt Service	374
211830	Distance Lrning / Telecomm	223
219495	E&G Debt Svc Appr	339
211528	ELI Computer Language Lab	61

ACCOUNT NUMBER	TITLE	PAGE #
211531	ELI Special Programs	62
211103	Economics & Finance	94
211418	Educ - Other Instruction	122
211405	Educ Ldrshp/Couns	110
211403	Elem/Sec Education	108
318031	Elizabeth H. Woods Res Col	379
216015	Employee Tuition Waiver	311
211620	Engineering Institute	164
211501	English	145
211519	English Comp Lab	153
211529	English Language Institute	60
217002	Engr & Arch Svcs	283
211401	Envir Educ Center	107
217010	Environ. Safety & Health	290
214720	Equine Science	181
211832	Ext Campus - Administrative	220
211831	Ext Campus - Instructional	221
211802	Ext Campus Programs	219
218004	Extended Campus Tuition Waivers	325
214004	Fac Recruit & Travel	78
217000	Facilities Management Admin.	282
214008	Faculty & Program Devel	76
214002	Faculty Senate	65
214007	Faculty Teaching Awards	77
214700	Farm Operations	179
211215	Festival of Champions	133
211210	Fine Arts - Other Inst	142
216910	Flexible Spending Plan	269
319120	Food Serv/Domino's	365
319100	Food Service	361
319121	Food Services/Freshens	366
215804	Football	15
211921	Football Camp	227
211518	Foreign Language Lab	159
211502	Foreign Languages	148
218000	Foreign Student Sch	63
218012	G&C Fee Waivers	328
218020	GA Tuition Waiver	331
217006	General Insurance	278
318033	George Hart Res Col	381
211305	Geosciences	202
211925	Golf Camp	230
214994	Gov's Minority Prep Prog	237
211602	Graphic Communication Tech	172
217005	Grounds Maint	289
318050	H & D Major Maint	375
316131	H&D Vending	397
217012	HB 622 Capital Const Admin.	299
318032	HC Franklin/OB Springer Res	380
318015	Hall Director Scholarships	371

ACCOUNT NUMBER	TITLE	PAGE #
211825	Hazardous Waste .....	79
217011	Hazardous Waste .....	301
215002	Health Services .....	256
211408	Health/Phys Ed/Rec .....	112
211503	History .....	149
211811	Honors Program .....	66
214710	Horticulture .....	180
318296	Housing Debt Service .....	373
211506	Hum Stds - Other Instr .....	160
216009	Human Resources .....	263
211609	I & T - Other Instr .....	178
218041	IIS Scholarships .....	333
218111	ITV Tuition Waiver .....	335
211603	Industrial Engnrg/Tech .....	173
216013	Information Systems .....	302
216925	Inst Planning .....	3
216928	Inst Res & Accountability .....	7
212700	Inst Spon Res (CISR) .....	80
216990	Inst Supt Alloc to Auxs .....	277
211514	Inst for Int'l Studies .....	58
211821	Instructional Supt .....	71
214822	Interlibrary Loan .....	216
216962	Intra-Collegiate Sports .....	259
211804	J Stuart Fellowship .....	81
318036	James H. Richmond Res Col .....	384
211202	Journalism/Mass Comm .....	128
211520	KIIS .....	154
218110	KIIS Tuition Waivers .....	332
211423	KY Academy for Tech Educ .....	117
218018	KY Fac & Staff Tuition Waivers .....	329
211923	Lady Racer BB Camp .....	229
318030	Lee Clark Res Col .....	378
216005	Legal Services .....	4
214800	Library .....	212
214823	Library Copy Service .....	217
214810	Library Holdings .....	214
215910	MAP Report Office .....	57
212930	MARC .....	207
211108	MBA Program .....	98
215009	MSU News .....	139
216041	MSU Staff Congress .....	266
211104	Management & Marketing .....	95
219000	Mand Trf Loan Match .....	338
216983	Mandated Employee Physicals .....	270
218001	Mandatory Fee Waiver .....	323
215841	Marching Band .....	141
218008	Marching Band Stipends .....	140
215859	Marketing & Promotions .....	45
211306	Mathematics & Statistics .....	203
218016	Med Tech .....	209

ACCOUNT NUMBER	TITLE	PAGE #
215805	Men's Basketball	17
215809	Men's Golf	26
215808	Men's Tennis	24
215807	Men's/Women's Track	21
211806	Minority & Spec Grad Assts	82
218022	Minority Retention	251
218021	Minority/Mills Scholarships	250
216025	Misc Inst Support	265
216006	Mktg & Public Relations	353
211203	Music	129
216075	NMnd Trf/Indirect Cost	342
219499	NMnd Trf/Oper Fr Bkst	341
219902	NMnd Trf/Oper to CERR	343
317110	NMnd Trsfr/Bkst to Oper	377
213010	Nat'l Scouting Museum	349
215053	National Student Exchange	253
216039	Netwk & Microcomp Svcs	307
219498	Networking Debt Repayment	340
216063	News Bureau	354
211404	Nursing	205
211604	Occup Safety & Health	175
213621	Occup Safety & Hlth Trng Ctr	176
216020	Ofc of Development	345
216022	Ofc of Publications	351
214014	Office of Equal Opportunity	5
216045	Operations & Systems	304
215890	Other Title IX	39
217015	Overtime - Facilities Mgt	314
216909	Overtime - General	313
	University	
216908	Overtime - Public Safety	315
211109	Owensboro MBA	99
211910	Paducah Campus	222
312020	Parking	391
312200	Parking Lot Renovation	392
215831	Pell Refund	46
211504	Phil. & Relig. Studies	150
216064	Photography	355
211307	Physics & Engr Physics	204
211106	Pol Sci, CRJ & Lgl Stds	97
216011	Postal Services	258
216001	President	2
216010	Printing Services	350
216008	Procurement	262
216002	Provost/VP Acad Affrs	54
211407	Psychology	151
216016	Public Address Sys	292
216012	Public Safety	264
214770	Pullen Farm	184
211216	Quad State Festivals	134
217020	RSEC Utilities	296

ACCOUNT NUMBER	TITLE	PAGE #
314010	Racer Card Admin .....	367
216065	Radio-TV/Marketing .....	356
318039	Ralph H. Woods Res Col .....	387
214031	Recreation - Carr Health .....	114
215012	Recruitment & Retention .....	235
216080	Reg Special Events Ctr .....	348
218033	Regensburg Waivers .....	337
318035	Regents Residential College .....	383
217700	Renovation of Facilities .....	300
318017	Res Halls Student Schol .....	372
318040	Res. Col. Association .....	388
318025	Res. Col.--Auxiliaries .....	389
318010	Residence Life/Housing .....	368
215055	Residential Colleges-Stu Afr .....	234
215015	Rifle Team .....	13
215040	Roads Scholars Program .....	83
318038	Robert H. White Res Col .....	386
211312	Rodeo .....	170
218035	Russian Teacher Waivers .....	326
215030	SGA .....	260
218015	Scholarships - Alumni Grants .....	334
215862	Scholarships - Baseball .....	20
215861	Scholarships - Basketball .....	18
218007	Scholarships - Comm College .....	336
215860	Scholarships - Football .....	16
215865	Scholarships - Men's Golf .....	27
215863	Scholarships - Men's Track .....	22
218056	Scholarships - Provost .....	246
218038	Scholarships - Recognition .....	249
215872	Scholarships - Rifle Team .....	14
215864	Scholarships - Tennis .....	25
215867	Scholarships - Volleyball .....	34
215873	Scholarships - Women's Golf .....	36
215868	Scholarships - Women's Track .....	23
218055	Scholarships-Carr .....	247
218053	Scholarships-Honor .....	248
218051	Scholarships-Presidential .....	245
218052	Scholarships-Regents .....	244
215870	Schols - Trainers & Managers .....	41
215869	Schols - Women's Tennis .....	32
215866	Schols-Women's Basketball .....	30
215006	School Relations .....	238
211309	Science - Other Instr .....	210
217008	Seasonal Labor .....	297
214735	Sheep .....	185
215007	Shield .....	138
214941	Small Business Dev Ctr .....	102
211505	Sociology & Anthro .....	152
211409	Special Education .....	115
214013	Special Programs .....	84
211204	Speech Comm & Theatre .....	131

ACCOUNT NUMBER	TITLE	PAGE #
211907	Sponsored Programs	67
216982	Spouse/Dep. Tuition Waiver	312
318037	Springer Hall	385
218019	Sr Citizens	330
216057	Staff Congress Awards	267
315013	Student Act Admin	360
215036	Student Ambassadors	239
215004	Student Fin Aid	255
216092	Student Loan Billing System	281
215980	Student Tech Support	308
218010	Study Abroad Scholarship	327
211912	Summer Lvs & Salaries	85
215019	Summer Orientation	242
211960	Summer Programs	86
211962	Summer Salaries - B&PA	105
211968	Summer Salaries - Cont Educ	232
211965	Summer Salaries - Educ	125
211963	Summer Salaries - Fine Arts	143
211966	Summer Salaries - Hum Stds	161
211967	Summer Salaries - I&T	186
211961	Summer Salaries - Pool Incr	87
211964	Summer Salaries - Science	211
214740	Swine	183
211532	TESOL	147
211735	TSM - B&PA - Matching Funds	90
211745	TSM - Ind & Tech - Matching Funds	163
211410	Teacher Educ Services	116
216048	Telecomm Support	306
211920	Tennis Camp	226
215090	Touch Tone Registration	56
215837	Trainer Camp	53
216017	Transportation Services	291
211313	Trover Clinic	206
218002	Tuit Asst N-Res Std	324
211810	Unallotted Academic	88
216014	Unemployment Comp	309
216024	Univ Publications	352
216026	Univ Rels & Al Affrs	347
215028	Univ Scholarships Office	243
216042	University Audits	279
317100	University Store	376
214024	University Theatre	137
216050	University Wide Events	8
216912	Util & Req Maint	295
217007	Utilities	294
217009	Utility Contingency	298
216004	VP-Administrative Services	261
216003	VP-Institutional Advancement	344
216961	VP-Student Affairs	233
316130	VPSA Vending	390

ACCOUNT NUMBER	TITLE	PAGE #
316110	Vending - Acad Affrs .....	394
316150	Vending - Admin Svcs .....	396
316140	Vending - Inst Advancement .....	395
316100	Vending - President .....	393
316105	Vending - Univ (General) .....	398
215037	Viewbook .....	241
215814	Volleyball .....	33
213522	WKMS Radio (State) .....	135
211705	WQTV .....	132
217001	Warehouse Inventory .....	293
213003	Waterfield Center .....	100
213702	Waterfield Center - Self Supporting .....	101
215026	Wellness Center .....	268
213100	West KY Expo-Center .....	177
214041	Wick Mds Gift Shop .....	157
214042	Wick Welcome Center .....	158
214040	Wickliffe Mounds .....	156
216800	Wk Study Match 25% .....	322
215811	Women's Basketball .....	29
215813	Women's Golf .....	35
215818	Women's Rowing .....	37
215846	Women's Soccer .....	38
215812	Women's Tennis .....	31
216960	Workers Compensation .....	310
214000	Wrather WKY Museum .....	357

LAST NAME	FIRST NAME	ACCT NUMBER	POSITION NUMBER	PAGE #
Adams	Bonnie	211409	14	115
Adams	Loretta	319100	58	362
Adams	Susan	214800	18	212
Addington	Brian	216012	8	264
Aguiar	Sarah	211501	25	145
Akins	Judith	213804	3	191
Albert	Larry	211705	2	132
Alderdice	Nancy	211105	4	96
Alderson	Carolyn	213802	2	189
Alexander	Barbara	216011	5	258
Alexander	Kern	216001	1	2
Alexander	Sara	211301	13	166
Allbritten	William	215000	1	254
Allen	Gayle	211529	11	60
Almquist	Bradley	211203	5	129
Alswager	Gerald	319100	48	362
Anderson	Buford	211307	4	204
Anderson	Elizabeth	216032	11	272
Anderson	G. Lee	318010	6	368
Anderson	Jeffrey	211304	1	201
Anderson	Larry	217010	1	290
Anderson	Phyllis	216017	5	291
Anderson	Terry	217004	65	287
Anderson	Tevester	215805	1	17
Anderson	Thayle	211501	17	145
Armstrong	Tim	217004	59	287
Arnold Jr.	John	217003	40	285
Atieh	Bassam	211604	6	175
Atnip	Andrea	211201	17	127
Auer	Thomas	214600	1	162
Babcock	Squire	211501	23	145
Bachmann	Beckee	211529	4	60
Bailey	Ada	213800	16	187
Bailey	Dortha	214800	19	212
Bailey	Ernie	214800	9	212
Bailey	Jeannene	213800	13	187
Bailey	Laurel	214800	37	213
Bailey	Sharion	216004	2	261
Baker	Monica	211832	1	220
Ballard	Mark	216034	7	303
Balthrop	David	211204	10	131
Barborka	Frank	217005	7	289
Barborka	Laurel	216080	6	348
Barnes	A. Scott	217004	1	286
Barnett	James	214300	2	199
Barrett	Lori	213522	8	135
Barrett	Terry	211407	2	151
Barrow	Dorothy	216031	2	273
Bartlett	Mary	216030	3	271
Bartnik	Linda	211514	12	58
Barton	Betty	211602	4	172

LAST NAME	FIRST NAME	ACCT NUMBER	POSITION NUMBER	PAGE #
Barton	Rufus	211104	8	95
Basile	Michael	211514	1	58
Basile	Michael	211529	1	60
Bates	Karen	211203	9	129
Batts, Jr.	Robert	211735	4	90
Batts, Jr.	Robert	211102	1	93
Baurer	James	215005	1	257
Baurer	Phyllis	216034	2	303
Baust	Joseph	211401	1	107
Baust	Joseph	211403	9	108
Beahan	Charlotte	211503	10	149
Beane	Allan	211409	5	115
Beane	Lennis	217004	25	286
Beane	Linda	214400	5	106
Beasley	T. Wayne	211503	3	149
Bebber	Carolyn	319100	43	362
Begley	Thomas	211604	10	175
Belcher	Martha	319100	46	362
Bell	Marilyn	317100	4	376
Bell	Stacy	215001	16	55
Bell	Wayne	211306	7	203
Belue	Ted	211503	8	149
Benes	Clarance	211403	6	108
Bennett	Donald	211306	1	203
Bennett	Jennifer	317100	13	376
Benriter	William	319100	1	361
Benson	Brenda	211603	19	173
Benson	James	211603	14	173
Benton	Terri	319100	3	361
Bernard	Tracey	211604	1	175
Berry	Carl	217003	22	284
Beyer	Louis	211307	2	204
Binfield	Kevin	211501	40	146
Birdwell	Michael	216039	5	307
Bishop	Steve	211201	12	127
Black	Linda	319100	30	361
Black	Mary	214800	26	212
Black	Michael	217004	51	287
Black	Randall	211203	18	129
Blackburn	David	216008	2	262
Blackwell	Tiffany	318010	48	368
Blakely	Rita	215004	5	255
Blalock	Richard	215800	3	9
Blanton	Darryl	319100	76	363
Blodgett	Elizabeth	214400	2	106
Boaz	Mary	211910	3	222
Bodevin	Leon	211502	14	148
Bogal-Allbritten	Rosemarie	211505	6	152
Boggess	James	217004	62	287
Bokeno	R. Michael	211204	12	131
Boldt	Margaret	211101	6	92

LAST NAME	FIRST NAME	ACCT NUMBER	POSITION NUMBER	PAGE #
Bolin	J. Duane	211503	6	149
Bonds	Billy	318010	43	368
Booth	James	211204	6	131
Bossing	Lewis	211403	1	108
Bouck	Linda	211604	9	175
Bowman	Kenneth	211301	3	166
Bradshaw	Kimberly	215006	6	238
Bramlett	Robert	217004	55	287
Brandenburg	Steven	217005	8	289
Brandon	Danny	217005	16	289
Brannen	Sally	211501	34	146
Brannon	Tony	211301	10	166
Brasfield	David	211103	9	94
Bray	Patricia	211203	22	129
Brazil	Dawn	318025	9	389
Brewer	Janet	214800	15	212
Britt, Jr.	George	211306	11	203
Brockman	Thomas	215800	2	9
Brockway	Gary	216002	1	54
Brookhiser	Judy	211408	3	112
Brookhiser	Judy	214031	1	114
Broughton	James	211408	7	112
Broughton	James	318025	2	389
Brown	Barry	211103	3	94
Brown	Dan	211603	5	173
Brown	Kathy	215001	20	55
Brown	Lena	215004	9	255
Brown	Margaret	211502	9	148
Brown	Scott	213807	3	193
Brown	Stephen	211203	3	129
Brown	Susan	211409	12	115
Brown, III	Ogden	211501	19	145
Brown, III	Ogden	318025	6	389
Brubaker	Elizabeth	211304	14	201
Bryan, Jr.	Phillip	215001	1	55
Bryant	Keri	211502	4	148
Buchanan	Kristie	216925	4	3
Buckingham	Robert	211908	3	218
Bucy	Michael	217000	4	282
Buffington	Kelly	216008	14	262
Buffington	Matthew	211301	12	166
Buhler	Daina	211201	18	127
Bullington	Cheryl	212940	10	208
Bullington	Steven	211303	18	200
Burch	Eugene	217004	7	286
Burgess	Terry	318010	5	368
Burkeen	Deborah	319100	59	362
Burkeen	Oleta	211404	3	205
Burkeen	Richard	217004	37	287
Burton	Billie	211915	5	224
Busby	Michael	212930	2	207

LAST NAME	FIRST NAME	ACCT NUMBER	POSITION NUMBER	PAGE #
Bushway	Shirley	319100	97	363
Byers	Faye	213802	4	189
Cain	Julia	216008	12	262
Call	William	211745	3	163
Campbell	Richard	213800	2	187
Campbell	Susan	216009	6	263
Campoy	Renee	211403	28	108
Canerdy	Terry	211310	1	169
Canning	David	211303	3	200
Carlton	Joyce	217003	51	285
Carpenter	Floyd	211101	5	92
Carpenter	Stephanie	211503	14	149
Carstens	Kenneth	211505	5	152
Carter	James	216026	1	347
Carter	James	216080	1	348
Cartwright	Joseph	211503	19	149
Cella	Charles	211501	6	145
Cella	Charles	318025	5	389
Cella	Doris	211915	1	224
Cetin	Haluk	211305	5	202
Chadwick	Linda	216005	3	4
Challey	Louise	216012	11	264
Chamberlain	Darnley	211101	8	92
Chaney	Joseph	211106	6	97
Chaverri	Isis	211514	5	58
Chavez	Eric	214500	8	144
Chesterfield	Beverly	215001	22	55
Chiles	Jessie	217004	64	287
Choate	Al	216001	6	2
Christensen	Nancy	211915	3	224
Church	Brian	215807	2	21
Cignoni	David	211529	5	60
Claiborne	Daniel	211603	8	173
Clark	Cindy	214800	32	212
Clark	Laura	213802	3	189
Claywell	Gina	211501	24	145
Clemson	Cindy	215000	6	254
Cobb	Donna	319100	67	362
Cobb	Stephen	211307	1	204
Coel	Crystal	211204	9	131
Cohen	Michael	211501	22	145
Coker	Cassandra	214800	43	213
Coker	David	216012	12	264
Cole	Lizzie	216010	8	350
Coleman	Celia	214400	4	106
Collins	Betty	214800	42	213
Collins	Elizabeth	319100	77	363
Collins	Rachelle	211529	10	60
Collins	Wendy	215002	6	256
Conklin	Lou Ann	214800	40	213
Conklin	Raymond	211203	6	129

LAST NAME	FIRST NAME	ACCT NUMBER	POSITION NUMBER	PAGE #
Conley	Barbara	312020	1	391
Conley	Harry	211304	3	201
Conover	Mary	211603	23	173
Cook, II	Donald	215006	8	238
Cooper	Geneva	211404	12	205
Cooper	Joan	217000	5	282
Cooper	Lloyd	217004	45	287
Cornell	William	213801	1	188
Cornwell	Beatrice	211910	2	222
Cottingham	Jeffrey	214800	16	212
Cottrell	June	211403	22	108
Court	Erdice	211915	7	224
Courter	Joan	211204	15	131
Covey	Keith	216012	9	264
Covington	Barbara	211303	19	200
Cowen	Arlen	217004	20	286
Cowen	Gary	217004	12	286
Cox	James	211304	7	201
Cox	M. Douglas	213804	1	191
Cox	Stephen	211204	5	131
Craft	Judith	213801	4	188
Crick	Jewel	217005	9	289
Crick	Martha	318010	41	368
Crider	Alona	214011	1	120
Crist	Randall	211408	10	112
Crofton	John	211307	5	204
Crofton	Judy	215040	1	83
Crum	Mary	211106	11	97
Crunk	Judy	213800	5	187
Culpepper	Jetta	214800	5	212
Culver	Rita	216009	5	263
Cunningham	David	217004	50	287
Cunningham	David	217004	66	287
Dandeneau	Tamela	214600	4	162
Daniels	Robert	318010	31	368
Darnall	John	217004	60	287
Darnall	Larry	217003	53	285
Darnell	Angela	216961	5	233
Darnell	Barbara	214300	9	199
Darnell	Lula	216032	2	272
Daughaday	Charles	211501	9	145
Daughaday	Lillian	211505	10	152
Davis	James	211301	1	166
Dawson	Gertrude	214200	3	126
DeMarchi	Don	217004	49	287
DeMarchi	Robin	319100	81	363
DeNezzo	Christine	211410	6	116
DeSimone	Susan	217003	17	284
DeVoss	David	216012	5	264
Deboer	James	216048	3	306
Delaney	Sarah	216032	5	272

LAST NAME	FIRST NAME	ACCT NUMBER	POSITION NUMBER	PAGE #
Dennison	E. W.	215800	1	9
Denton	Jesse	217003	47	285
Denton	Thomas	216004	1	261
Derby	Tammie	215004	8	255
Derington	William	318010	35	368
Derting	Terry	211303	17	200
Dial	Lori	215004	3	255
Dillon	John	211202	7	128
Dillon	John	217005	17	289
Dillon	Michael	216008	11	262
Dillon	Millie	319100	38	362
Djassemi	Manocher	211603	3	173
Donnelly	Robert	211306	5	203
Doss	Robin	213810	3	195
Doty	Robert	215807	1	21
Dougherty	Richard	211201	1	127
Downey	Jerry	217004	56	287
Downey	Roxanne	319100	90	363
Downing	Kim	214800	29	212
Dressler	John	211203	17	129
Driskill	Charles	211301	9	166
Driver	Betty	211101	3	92
Dublin	Steve	211104	5	95
Dudley	Jacklyn	216030	4	271
Dugger	Don	217003	31	284
Duncan	Charles	315010	1	358
Duncan	Don	211307	6	204
Duncan	Pamela	214100	5	89
Duncan	Renae	211407	12	151
Duncan	Steve	214031	4	114
Dunham	Mardis	211405	12	110
Dunman	Susan	214800	7	212
Dunn	Bobby	315010	4	358
Dunn	Robert	215002	9	256
Duobinis-Gray	Leon	211303	15	200
Durst	Zona	319100	50	362
Dyer	Gary	319100	12	361
Early	Robert	214031	3	114
Earnest	James	211501	11	145
Eaton	David	211735	8	90
Eaton	David	211103	8	94
Eaton	Jocelyn	216052	2	305
Edwards	Gela	214600	3	162
Edwards	Glen	319100	41	362
Edwards	Patty	217000	9	282
Edwards	Saundra	215824	1	42
Elam	Jo	319100	56	362
Elder	Harvey	211306	3	203
Eldredge	David	211102	2	93
Elkins	Felecia	217003	7	284
Elkins	Marion	211103	12	94

LAST NAME	FIRST NAME	ACCT NUMBER	POSITION NUMBER	PAGE #
Elkins	Tammy	319100	37	362
Elkins	Terry	216012	16	264
Ellis	Charletter	212930	1	207
Elwell	Frank	211505	1	152
Emerson	Alice	216010	7	350
English	Linda	211410	1	116
Epperson	Alison	216962	2	259
Erickson	Scott	211203	19	129
Estep	Carrie	217003	54	285
Etheridge	Jane	215000	4	254
Ewald	Laura	214800	12	212
Fairbanks	Kenneth	211306	9	203
Fannin	Harry	211304	9	201
Fannin	John	211203	16	129
Farley	Keith	319100	40	362
Farley	Linda	216030	7	271
Farley	Sue	211915	2	224
Farrell	Kathleen	211404	6	205
Farris	Loretta	215000	2	254
Felts	Rhonda	215004	6	255
Fender	David	211604	12	175
Ferguson	David	211301	4	166
Ferguson	Debbie	319100	52	362
Ferguson	Richard	217004	5	286
Fields	Annazette	214014	1	5
Fields	Edward	215811	1	29
Finley	John	216008	3	262
Fister	Katherine	211306	14	203
Fister	Kenneth	211306	23	203
Fleming	David	213522	3	135
Fleming	Donald	216011	6	258
Fleming	Kathleen	211410	4	116
Flynn	Richard	211405	2	110
Flynn	Sandra	211405	9	110
Foreman	Terry	211504	1	150
Foreman	William	211501	38	146
Fortner	Sherry	211407	10	151
Foster	Troy	216080	8	348
Fowler	R Allen	213522	2	135
Fowler	R. Allen	211705	4	132
Fox	Helen	216032	7	272
Foy	Cleveland	217003	27	284
France	Nancey	211404	13	205
France	Nancey	318025	8	389
Frederick	Eric	215823	3	40
Frederick	Eric	211408	11	112
Freeland	Patricia	211404	17	205
Freeman	Milton	318010	32	368
Freeman	Wanda	319100	23	361
Friebel	Eldora	216030	12	271
Friebel	Katherine	217000	6	282

LAST NAME	FIRST NAME	ACCT NUMBER	POSITION NUMBER	PAGE #
Fuhrmann	Joseph	211503	5	149
Fuller	Claire	211303	7	200
Fuller	Marian	211303	5	200
Futrell	Janet	215800	7	9
Futrell	William	217003	4	284
Gaines	Jane	217003	62	285
Galloway	Bobby	217004	46	287
Galt-Brown	James	211503	17	149
Gann	Paul	216080	7	348
Gannon	Bernard	211503	15	149
Gantt	Vernon	211204	2	131
Gardner	Linda	211202	18	128
Garfield	Gene	211106	1	97
Garfield	Roberta	215002	2	256
Garfinkel	Sandra	216020	14	345
Gargus	Julie	211409	19	115
Gargus	Thomas	319100	34	361
Garland	Anna	217003	42	285
Garland	Carmen	215028	1	243
Garland	David	217004	54	287
Garland	Dorothy	217003	19	284
Garland	Juanita	217003	39	285
Garrison	Bridgette	216001	3	2
Garrison	Renee	215001	14	55
Garth	Katy	211404	9	205
Gibbs	Barbara D.	318010	47	368
Gibson	David	211306	21	203
Gibson	David	217005	2	289
Gibson	Kenny	216080	5	348
Gills	Betty	319100	70	362
Glover	John	217004	47	287
Goad	John	213812	1	196
Goodell	John	211306	22	203
Goodman	John	214031	5	114
Goodman	John	217003	60	285
Goodwin	Thomas	319100	69	362
Gordon	Deanna	216030	20	271
Gordon	Joyce	216009	1	263
Graham	Jimmy	317100	3	376
Graham	Lissa	211204	14	131
Graham	Sharon	216008	8	262
Graves	Algie	217003	23	284
Gray	Thomas	211602	1	172
Green	Dewayne	211403	15	108
Green	Joseph	216012	1	264
Green	Penny	211832	2	220
Greer	Marlin	211745	2	163
Griffin	John	211830	7	223
Griffin	John	211928	1	225
Griffo	Kimberly	216009	7	263
Grimes	Milton	211502	1	148

LAST NAME	FIRST NAME	ACCT NUMBER	POSITION NUMBER	PAGE #
Grimes	Milton	211520	3	154
Grogan	Cynthia	317100	10	376
Grogan	Richard	217003	3	284
Groves	Teresa	216005	5	4
Gude	Frank	217003	32	284
Guin	Larry	211735	1	90
Guin	Larry	211103	5	94
Gupta	Ramesh	213810	1	195
Gupton	Ann	216034	1	303
Gutwirth	Sarah	211201	2	127
Hadaway	Ruth	216032	10	272
Hainsworth	Jerome	211403	4	108
Hale	Bonita	211908	5	218
Hale	Janie	216026	4	347
Hale	Judy	319100	26	361
Hale	Marion	214200	4	126
Haley	Loretta	217010	3	290
Haley	Sheila	216002	6	54
Hall	Arlene	211409	8	115
Hall	Chekita	211501	14	145
Hall	Jane	211101	9	92
Hall	Jane	318025	1	389
Hamaker	Charles	216052	6	305
Hammack, Jr.	James	211503	2	149
Hammons	Joann	211409	7	115
Haney	Roger	211202	3	128
Hardin	Susan	213010	1	349
Hardison	Jerry	217005	10	289
Hardison	Karol	317100	2	376
Hargrove	Mary	216002	5	54
Hargrove	Ruby	214800	27	212
Harmon	Coy	214800	1	212
Harper	Wayne	217005	1	289
Harpole	Dorothy	318010	36	368
Harrell	Peggy	319100	101	363
Harris	Donald	318010	40	368
Harris	Donna	215910	1	57
Harris	Gerald	217005	11	289
Harrison	Dannie	214100	1	89
Harrison	Edrena	211505	7	152
Hart	Brenda	216009	2	263
Hart	Sharon	213012	1	118
Hassan	Seid	211103	2	94
Hatakeyama	Yoko	211502	12	148
Hatcher	Melva	211101	11	92
Hawkins	Charles	216010	2	350
Hawkins	Rachel	211409	16	115
Haworth	James	318010	38	368
Hay-Driskill	Jami	211310	2	169
Haynes	Joseph	216065	1	356
Hays	Kay	211503	13	149

LAST NAME	FIRST NAME	ACCT NUMBER	POSITION NUMBER	PAGE #
Hedges	Joe	211202	9	128
Heilig	Charles	215006	5	238
Helton	Jamie	211204	13	131
Helton, Jr.	Roy	211501	20	145
Henderson	Rebecca	319100	7	361
Hendon	Elizabeth	211105	7	96
Hendrix	Kevin	217005	12	289
Henley	Melvin	211304	4	201
Henson	Louie	217004	15	286
Herndon	Jerry	211501	3	145
Herndon	Johnny	216017	1	291
Herndon	Kenneth	217004	40	287
Herndon	Orville	211202	13	128
Hewitt	Raymond	215809	1	26
Hickman	Scott	211620	2	164
Hicks	David	319100	78	363
Hicks	Sherrill	217003	28	284
Higgins	Jo	318010	25	368
Higgins	Kathryn	213801	3	188
Higgins	Melissa	214800	17	212
Higginson	Bonnie	211403	19	108
Higham	Joseph	211405	13	110
Higham	Joseph	211419	1	111
Hildebrand	Carla	214040	1	156
Hill	Kimberly	317100	6	376
Hill	Robert	217004	36	286
Hill	Tina	216048	1	306
Hillyard	Kathy	215006	4	238
Hillyard	Logan	211830	1	223
Hino	Abannik	211503	12	149
Hobbs	Marcia	211404	1	205
Hodges	William	215805	3	17
Hoke	Pamela	216032	9	272
Holcomb	Thomas	211405	4	110
Holland	Stephanie	216006	2	353
Holle	Christian	211407	3	151
Holley	Jerry	217003	55	285
Hollingsworth	Linda	319100	4	361
Homa	John	211106	12	97
Hooks	Janice	211403	8	108
Hooks	Kelsie	319100	100	363
Hopkins	Kristi	215001	26	55
Hopkins-Higham	Deborah	211410	2	116
Horwood	Stephen	211602	3	172
Horwood	Stephen	318025	7	389
Hosford	Patricia	215002	8	256
Hosford	Vicki	319100	11	361
Hounshell	Bonnie	214800	38	213
Houston	H.E.	215800	4	9
Houston	Leslie	315010	5	358
Houston	Marilyn	319100	87	363

LAST NAME	FIRST NAME	ACCT NUMBER	POSITION NUMBER	PAGE #
Howe	Mica	211502	3	148
Howes	Linda	319100	89	363
Hughes	Vickie	211306	18	203
Hulick	Paula	318010	1	368
Hulick, III	Charles	211403	13	108
Humphrey	Luella	319100	60	362
Hunt	Jill	216001	5	2
Hunt	Margaret	213522	4	135
Hunt	William	217004	27	286
Hunter	Marylynn	216008	16	262
Hurt	Mary	319100	62	362
Hussung	Karl	215001	29	55
Hutson	Harold	214800	39	213
Hutson	Lisa	217003	50	285
Hutson	Sue Anne	215001	12	55
Ipock	Patricia	213800	9	187
Jackson	Kristina	215001	7	55
Jackson	Larry	216034	4	303
Jacobs	Martin	211403	25	108
Jeanquart-Baron	Sandra	211735	6	90
Jeanquart-Baron	Sandra	211104	10	95
Jenkins	Joan	213800	3	187
Jennings	Laura	211915	4	224
Jesswein	Kurt	211103	10	94
Johnson	Anne	215950	5	252
Johnson	Dennis	211203	11	129
Johnson	Denver	215804	1	15
Johnson	James	319100	39	362
Johnson	Karon	216010	6	350
Johnson	Marcia	211501	41	146
Johnson	Michael	211201	5	127
Johnson	Mickey	211109	1	99
Johnson	Richard	211202	15	128
Johnson	William	217004	30	286
Johnston	Karla	212940	3	208
Johnston	Pat	319100	95	363
Johnston	Timothy	211303	13	200
Joiner	Lisa	213800	7	187
Jones	Amy	319100	68	362
Jones	Darcus	319100	19	361
Jones	Gary	211306	2	203
Jones	Nancy	214800	20	212
Jones	Patti	216026	3	347
Jones	Phyllis	217000	7	282
Jones	Sarah	216013	18	302
Jones	Steven	211505	8	152
Jones	Tom	217004	22	286
Jones	Tresa	318010	37	368
Jordan	Billy	217003	52	285
Julian	Frank	211735	3	90
Julian	Frank	211106	4	97

LAST NAME	FIRST NAME	ACCT NUMBER	POSITION NUMBER	PAGE #
Kane	Susan	211203	21	129
Karnes-Denton	Barbara	319100	22	361
Keasling	Connie	215812	1	31
Keel	Georgia	319100	47	362
Keeslar	Suzanne	211502	5	148
Keller	Randal	211604	3	175
Keller	Roy	216052	7	305
Kellerman	Janice	217003	9	284
Kellie	Andrew	211603	13	173
Kelly	Melissa	319100	32	361
Kemp	Michael	211603	22	173
Kendall	Larry	217004	52	287
Kendall	Mark	217004	32	286
Kerr	Katherine	215001	13	55
Kimball	Miles	211501	2	145
Kimbro	Jaime	211830	6	223
Kimbro	Tommy	217004	6	286
Kind	Jan	215004	2	255
Kind	Thomas	211305	3	202
King	Clarence	213800	6	187
King	Eva	211505	12	152
Kipphut	George	212940	5	208
Kirks	Mary	213100	2	177
Kitrell	Carruth	211305	9	202
Klaus	Mary	211423	3	117
Knotts	J. Dusteen	211409	4	115
Kobraei	Hamid	211307	9	204
Kraemer	David	211604	4	175
Krizan	Adolph	214100	2	89
Krizan	Adolph	211105	2	96
LaRock	Ruth	215004	10	255
Lamb	Larry	216010	5	350
Lamb	Michele	318010	26	368
Lamb	Rhonda	319100	5	361
Lamb	Sherry	216034	8	303
Lamore	Robert	216012	6	264
Lancaster	Charles	315010	2	358
Lancaster	Fred	213810	2	195
Landini	Ann	211202	6	128
Lanier	Michael	211104	12	95
Larson	Janet	319100	33	361
Lassiter	Paul	217003	34	284
Latto	Lowell	211405	8	110
Lawrence	Peggy	217003	33	284
Lax	Teresa	215028	2	243
Lee	Cynthia	214800	28	212
Lee	Hosae	211306	17	203
Lee	Joyce	319100	93	363
Leonard	Andrea	215002	4	256
Leslie	Carolyn	215000	5	254
Leys	Dale	211201	6	127

LAST NAME	FIRST NAME	ACCT NUMBER	POSITION NUMBER	PAGE #
Liljequist	Laura	211407	5	151
Litchford	Jean	319100	92	363
Loberger	Gordon	211501	16	145
Lochte	Kate	213522	1	135
Lochte	Robert	211202	4	128
Locke	Scott	211203	8	129
Loganathan	Bommanna	212940	8	208
Lollar	Charles	215823	1	40
Lollar	Charles	211408	21	112
Long	Gary	216017	4	291
Lorrah	Jean	211501	5	145
Lough	Maurice	211403	12	108
Loveridge	Teresa	211306	20	203
Lovett	Donald	216012	15	264
Lowry	Donald	216052	4	305
Lowry	Peggy	211907	1	67
Lugemwa	Fulgentius	211304	10	201
Lyle	Judith	215002	7	256
Lyle, III	William	211102	3	93
Lyle, III	William	211735	9	90
Mabry	Jennifer	318010	44	368
Macha	Roger	211301	7	166
Maddox	William	211307	3	204
Maddux	Roxanna	213803	2	190
Magee	William	211602	2	172
Malinauskas	Mark	211811	2	66
Malinauskas	Mark	211204	3	131
Maness	Amy	216080	3	348
Mangold	Glynn	211104	1	95
Marine	Robbie	216009	3	263
Marinoff	Stanley	211705	1	132
Marsh	Kendra	211830	4	223
Marshall	William	217004	2	286
Martin	David	211104	2	95
Martin	Nancy	211520	1	154
Martin	Robert	211303	1	200
Massey	Oscar	211910	7	222
Masthay	Mark	211304	15	201
Mateja	John	214300	1	199
Matheny	Lisa	215001	11	55
Mathis	Gilbert	211103	1	94
Mathis	Jo Ann	216961	4	233
Mathis	Joe	217003	16	284
Maupin	Jerry	217003	29	284
Maxwell	Charles	211103	4	94
Mayes	Jerry	211204	1	131
Mays	Tobie	216022	7	351
McCants	Carolyn	318010	4	368
McCarthy	Maeve	211306	24	203
McClain	Larry	215804	6	15
McClain	Larry	211408	23	112

LAST NAME	FIRST NAME	ACCT NUMBER	POSITION NUMBER	PAGE #
McClain	Sherry	216063	1	354
McClure	Sandra	214800	34	212
McCoil	Carolyn	214800	41	213
McCoy	James	211103	7	94
McCoy	Michael	217003	5	284
McCray	Paul	215804	5	15
McCreary	Terry	211304	11	201
McCuan	LaDonna	214100	6	89
McCuiston	Lila	216022	5	351
McCuiston	Marilyn	211830	3	223
McDaniel	Jackie	319100	9	361
McDaniel	William	215804	3	15
McDonald	John	216006	1	353
McDougal	Charlotte	216005	4	4
McElrath	Rebecca	214800	11	212
McElwain	Danielle	216030	25	271
McGary	David	216048	4	306
McGaughey	Robert	211202	1	128
McGinnis	Aleeah	214800	21	212
McGregor	Lori	216030	14	271
McIntosh	Sally	211501	36	146
McKenna	David	216039	4	307
McKenna	Sharon	211404	14	205
McKinney	Angela	318010	39	368
McKinney	Brent	216039	6	307
McLaren	Cindy	216045	2	304
McLaren	John	211745	4	163
McMillen	John	211423	2	117
McMonigle	Kelly	215818	1	37
McNeary	Paul	211603	1	173
McNeely	Bonnie	211104	11	95
McNeely	Samuel	211104	9	95
Medina	Jorge	211502	2	148
Medlock	Vince	213522	5	135
Meloan	Ross	215950	1	252
Meshkat	Masoud	212940	12	208
Mikulcik	John	211301	5	166
Milkman	Martin	211735	11	90
Milkman	Martin	211103	6	94
Milkman	Velvet	215813	1	35
Miller	Creighton	211409	11	115
Miller	Donna	214002	1	65
Miller	Dorothy	319100	2	361
Miller	Fred	211514	6	58
Miller	Fred	211735	10	90
Miller	Fred	211104	7	95
Miller	Jamie	217004	35	286
Miller	Janice	214800	4	212
Miller	Jean	211409	17	115
Miller	John	217004	43	287
Miller	Linda	216052	1	305

LAST NAME	FIRST NAME	ACCT NUMBER	POSITION NUMBER	PAGE #
Miller	Merry	211505	11	152
Miller	Michael	211501	12	145
Miller	Norma	319100	29	361
Miller	Pamela	211403	21	108
Miller	Thomas	211101	1	92
Miller	Thomas	216020	15	345
Miller	Tom	211405	11	110
Miner	Angela	216052	8	305
Minor	Ann	211404	16	205
Mohler	Kathy	215001	21	55
Monroe	Nancy	213813	2	197
Moode	Frank	211408	12	112
Moode	Mary	211408	14	112
Moode	Mary	214031	2	114
Moore	Charles	213800	18	187
Moore	Linda	216020	4	345
Morgan	Gloria	215005	4	257
Morgan	Janice	211502	7	148
Morgan	Joseph	211301	2	166
Morgan	Judith	217000	10	282
Morgan	Michael	211514	16	58
Morgan	Michael	211501	30	145
Morrow	Crystal	215810	2	28
Mott	Kelly	216004	3	261
Mulligan, Jr.	William	211503	16	149
Murdock	James	216017	6	291
Murdock	James	312020	5	391
Murdock	John	217005	18	289
Murphy	Janis	211403	24	108
Murphy	Peter	211501	1	145
Muscio	Fugen	216928	1	7
Muscio, Jr	Oliver	211304	6	201
Muuka	Nkombo	211104	6	95
Myatt	Sharon	211404	15	205
Myhill	Linda	216020	6	345
Naberezny	Paul	215000	3	254
Nance	Ruth	216010	4	350
Nash	Lisa	213803	5	190
Naugle	Burl	211305	7	202
Navan	Joy	211403	23	108
Neelon	Ann	211501	27	145
Nelson	Christi	211520	2	154
Nesbitt	Debbie	211104	15	95
Newsome	Deborah	319100	25	361
Newsome	Howard	217004	53	287
Newton	Sherry	213804	15	191
Nichols	George	211604	2	175
Nichols	Patsy	211105	3	96
Niffenegger	Joann	211403	10	108
Niffenegger	Phillip	211735	2	90
Niffenegger	Phillip	211104	3	95

LAST NAME	FIRST NAME	ACCT NUMBER	POSITION NUMBER	PAGE #
Nolin	Robert	216012	13	264
Nord	Kathleen	216009	4	263
Norsworthy	Martha	211407	11	151
Northington	Wade	213804	5	191
Nunn	Stacey	213813	1	197
Nygaard	Nancy	211404	2	205
O'Brien	Dianne	211408	6	112
O'Bryan	Jerry	216017	3	291
O'Connell	Thomas	214800	6	212
Oakley	James	216008	9	262
Oatman	Kim	217002	1	283
Oatman	Terry	318010	27	368
Oeding	Randall	319100	35	361
Oliver	William	211102	12	93
Olson	Donald	216013	1	302
Olson	Joyce	319100	42	362
Opperman	Larry	216008	4	262
Orr	Eva	319100	82	363
Orvino-Proulx	Robin	211202	14	128
Osborne	Bart	215806	2	19
Osborne	Carol	211501	18	145
Osborne	Martha	216045	4	304
Outland	Melissa	211908	7	218
Outland	Melissa	211928	2	225
Overbey	Jerry	319100	71	362
Owen	Brenda	211405	10	110
Owen	David	211304	5	201
Owen	Steve	213800	15	187
Owen	Wilton	217000	8	282
Owens	Karen	214042	1	158
Owens	Mary	317100	11	376
Pace	Gary	217005	6	289
Padgett	John	216012	14	264
Padgett	Mamie	211410	5	116
Page	Anna	319100	24	361
Palmer	William	211603	16	173
Paradise	Doris	216011	1	258
Parham	Doris	215006	10	238
Parker	Linda	318010	34	368
Parker	Stephen	215801	1	11
Parm	Jan	215001	3	55
Parrish	Betty	319100	80	363
Parrish	Kathryn	217003	57	285
Paschall	Betty	319100	55	362
Paschall	Dian	319100	27	361
Paschall	Kimberly	215002	5	256
Patterson	N. Neal	216013	3	302
Payne	Judith	211603	20	173
Payne	Mary	217003	11	284
Payne	Regniald	217003	41	285
Payne	William	211301	15	166

LAST NAME	FIRST NAME	ACCT NUMBER	POSITION NUMBER	PAGE #
Pearson	Lori	216020	9	345
Pendleton	Joey	214600	2	162
Perlow	Michael	211404	7	205
Perry	Leigh	216020	3	345
Pervine	Robert	211306	12	203
Phillips	John	216012	2	264
Phillips	Mickey	211202	11	128
Phillips	Thomas	216039	3	307
Pierce	Camisha	215017	1	236
Pierce	Jeffery	315010	7	358
Pierce	Linda	216022	3	351
Pierceall	Richard	217003	13	284
Pilgrim	Robert	211735	7	90
Pilgrim	Robert	211102	4	93
Pittman	Louis	213804	4	191
Poor	Martha	213800	8	187
Porter	Shirley	213800	12	187
Posey	John	217003	49	285
Posey	Marian	216925	3	3
Posey	Thomas	211407	1	151
Powell	Elizabeth	211404	8	205
Powell	LaSenna	215950	3	252
Powell	Loretta	211604	7	175
Powell	Ronald	216022	6	351
Poynor	Anita	216032	1	272
Prater	Jeff	211202	8	128
Prescott	James	217004	4	286
Prestfeldt, Jr	Carl	216031	1	273
Price	Kathleen	215002	3	256
Price	William	216002	3	54
Pritchett	Timothy	216008	18	262
Prophet	Michael	211306	16	203
Purcell	Ken	211408	4	112
Purcell	Mel	215808	1	24
Purdom	Sherry	216026	2	347
Purnsley	Ernesto	215804	2	15
Radcliffe	Richard	211403	16	108
Radford	Laura	211310	3	169
Radke	Paul	215006	1	238
Ragsdale	Mayda	211915	6	224
Raj	Victor	211735	5	90
Raj	Victor	211102	6	93
Rall	John	216005	2	4
Ramsey	David	319100	72	363
Ramsey	Eddie	217004	18	286
Ramsey	Emma	214800	22	212
Ramsey	Jason	217004	38	287
Randoll	Maureen	216012	10	264
Raspberry	Gail	211304	13	201
Ratliff	Judy	211304	12	201
Ratliff	Ronald	216011	3	258

LAST NAME	FIRST NAME	ACCT NUMBER	POSITION NUMBER	PAGE #
Rausch	Alissa	213813	3	197
Ray	Clovis	319100	36	362
Ray	Teri	211102	13	93
Reamer	Shirley	211603	10	173
Redden	Toni	217003	38	285
Reed	Billie	217003	24	284
Reed	Thomas	318010	49	368
Reeves	Kate	214000	2	357
Reichmuth	Roger	216020	1	345
Rhaly	Henry	211306	10	203
Rhodarmer	Charles	213010	2	349
Rhodarmer	Mia	216067	1	346
Rice	Gary	212940	4	208
Rice	Howard	216052	3	305
Rice	Pamela	211408	5	112
Rice	Sammuel	216045	3	304
Rice	Sondra	214000	3	357
Richardson	Niki	213010	4	349
Richerson	Norma	214800	25	212
Richerson	Virginia	211105	5	96
Riddle	Sherilyn	215804	9	15
Ridley	Renee	211404	10	205
Riley	Donald	217012	1	299
Ritter	Alysia	211407	9	151
Roache	Marty	213812	2	196
Roberts	John	319100	96	363
Roberts	Tracy	215001	27	55
Robertson	A. Jo	211409	15	115
Robertson	Don	216961	1	233
Robertson	Jeanie	211410	3	116
Robinson	Franklin	211504	3	150
Robinson	Janet	211501	37	146
Robinson	Laura	213700	2	119
Robinson	Michael	312020	3	391
Robinson	Ronald	217003	8	284
Robinson	Thomas	211407	8	151
Robinson	William	217004	39	287
Rodgers	Robert	217003	21	284
Rogers	Kathy	314010	1	367
Rogers	Kelly	211408	8	112
Rogers	Lori	211811	1	66
Rogers	Mary	319100	13	361
Rogers	Patricia	318010	30	368
Rogers	Rhonda	211307	11	204
Rogers	Sandra	216001	2	2
Rogers	Susan	213010	8	349
Rose	Barbara	216002	4	54
Rose	Jack	214400	1	106
Rose	Joseph	211106	5	97
Rose	Winfield	211106	3	97
Ross	April	211306	19	203

LAST NAME	FIRST NAME	ACCT NUMBER	POSITION NUMBER	PAGE #
Ross	Molly	214300	5	199
Ross	Molly	212940	2	208
Roulston	Helen	211501	21	145
Rowhuff	Stephen	216045	6	304
Rowland	Brenda	216039	1	307
Rowlett	Lori	215006	3	238
Rowlett	Stephen	315010	6	358
Royalty	Joel	211407	6	151
Rudolph	Holly	211101	10	92
Rudolph	James	211301	6	166
Rudolph	Jason	217003	12	284
Runnels	Brian	211203	1	129
Russell	Sharon	215800	8	9
Rutland	Don	217004	9	286
Sanders	Barbara	319100	15	361
Sanders	Michele	216034	6	303
Sanecki	Robin	213804	2	191
Sasseen	Amy	216030	6	271
Sasso	Paul	211201	8	127
Saucier	Robert	318010	50	368
Scafella	Jeanne	211202	17	128
Schecter	Marc	217004	28	286
Schell	William	211503	11	149
Schempp	James	211204	4	131
Schempp	James	318025	4	389
Schneiderman	Steven	211603	7	173
Schoenfeldt	Roger	211104	4	95
Schrock	Peggy	211201	14	127
Schroeder	Owen	213800	1	187
Schwepker	David	215814	1	33
Schwepker	David	211408	26	112
Scott	Frank	217003	30	284
Scott	Linda	216034	3	303
Scott	Richard	211203	10	129
Scott	Shirley	312020	2	391
Seay	Robert	211101	7	92
Semler	Jane	213803	3	190
Serre	Camille	211201	13	127
Seward	Pamela	211501	39	146
Shanklin	Carissa	318010	7	368
Sharber	James	217004	23	286
Shearer	Judith	211201	16	127
Shearer	Mark	217004	17	286
Shelby	Verneda	211305	8	202
Shelley	Johnny	216045	5	304
Shelton	Fred	217005	4	289
Shelton	Rita	211105	6	96
Sheridan	Andrea	217003	26	284
Shields	Doug	213100	4	177
Shields	Joette	211202	12	128
Shoaf	Anita	319100	64	362

LAST NAME	FIRST NAME	ACCT NUMBER	POSITION NUMBER	PAGE #
Shoaf	Shawn	319100	91	363
Shultz	Janis	215001	15	55
Shupe	Rickman	217004	8	286
Sickel	James	211303	10	200
Siebold	Bert	211603	6	173
Siefker	Andrew	211306	8	203
Sieting	Louie	217005	5	289
Simmons	Barry	211301	11	166
Simmons	Candace	211501	28	145
Simmons	Margaret	215800	5	9
Simpson	James	216039	7	307
Simpson	James	318010	54	368
Simpson	Mildred	213800	4	187
Sims	Annie	217003	15	284
Sims	Frankie	217003	43	285
Singh	Shri	213803	1	190
Sirls	Tracey	214800	30	212
Skinner	Cheryl	319100	21	361
Skinner	Keith	319100	16	361
Slinker	Joseph	217004	58	287
Smee	Shawn	215006	9	238
Smetana	Zbynek	211201	11	127
Smith	James	216080	9	348
Smith	Kirk	211830	5	223
Smith	Mary	215001	6	55
Smith	Nelda	318010	28	368
Smith	Ramona	211102	8	93
Smith	Stacy	319100	99	363
Snow	David	215801	2	11
Snyder	Carl	213804	14	191
Southard	Jamie	216020	11	345
Southerland	Mittie	211106	10	97
Spann	Bettie	216032	4	272
Speight	Jerry	211201	7	127
Spencer	William	211303	2	200
Sperath	Albert	211201	15	127
Sperath	Linda	211907	2	67
Sroda	Mary	211501	4	145
Stalls	Mickey	217003	10	284
Stambaugh	Clyde	211101	4	92
Steele	Linda	318010	29	368
Steen	Jeff	217010	2	290
Steffa	John	211203	15	129
Steiger	Richard	211501	13	145
Stephenson	Peggy	216011	4	258
Stetter	Magdalene	211520	4	154
Stevens	Joyce	216030	19	271
Stockwell	David	217004	31	286
Stom	Vivian	214800	31	212
Stone	Rex	217005	15	289
Story	Phyllis	214800	23	212

LAST NAME	FIRST NAME	ACCT NUMBER	POSITION NUMBER	PAGE #
Strieter	Terry	211503	9	149
Stroud	Mary	216030	24	271
Stuart	James	211303	11	200
Stutesman	David	217003	18	284
Stutesman	Virgil	217005	19	289
Summerville	Clifton	216045	1	304
Sutrick	Kenneth	211102	9	93
Takeyh	Ray	211503	4	149
Tanner	Sandra	319100	17	361
Tate	Debbra	214800	14	212
Taylor	Carolyn	319100	86	363
Taylor	Jimmy	217004	14	286
Taylor	Marie	211203	7	129
Taylor-Lee	Anna	213807	1	193
Terry	Brien	211301	14	166
Tharp	Edith	217003	25	284
Thiede	Theodore	211307	10	204
Thieke	Michael	215806	1	19
Thieke	Michael	211408	25	112
Thile	Scott	211203	4	129
Thomas	Carla	217002	4	283
Thomas	Carla	217012	3	299
Thomas	Carolyn	211204	7	131
Thomas	Steven	217004	63	287
Thome	Edward	211306	15	203
Thompson	Barbara	215001	5	55
Thompson	John	211101	2	92
Thompson	Linda	211502	8	148
Thompson	Michael	217004	33	286
Thompson	Tonya	214800	24	212
Thorn	Jennifer	216032	6	272
Thornton	Patricia	217003	44	285
Thurmond	Mary	211203	23	129
Thweatt	Katherine	213522	9	135
Tidwell	Charles	312020	4	391
Tillson	Lou	214200	2	126
Tillson	Lou	211204	8	131
Timmons	Kathryn	211402	9	171
Timmons	Thomas	211303	9	200
Tinsley	Sandra	215000	7	254
Todd	Shelly	216080	2	348
Todd	Timothy	216002	2	54
Travis	Brantly	216034	5	303
Travis	Elizabeth	317100	5	376
Traw	Stephen	211405	1	110
Tucker	Kenneth	211501	10	145
Tucker	Tammy	216045	7	304
Turner	Merle	319100	65	362
Tyler	Joyce	317100	7	376
Uddberg	Ann	317100	8	376
Ulrich	Ken	217004	41	287

LAST NAME	FIRST NAME	ACCT NUMBER	POSITION NUMBER	PAGE #
Umar	Dee Ann	215006	7	238
Umar	Farouk	211106	2	97
Underhill	Alberta	318010	42	368
Underwood	Mark	211910	6	222
Usher	Richard	211403	2	108
Van Horn	Brian	211910	1	222
Vanarsdel	Tommy	211203	12	129
Vance	Jerry	216008	19	262
Vance	Jerry	319100	14	361
Vaughan	James	214600	6	162
Vaughan	Marcia	214500	6	144
Vaughn	Edna	214100	4	89
Vaughn	Jack	317100	1	376
Vaughn	Ruth	319121	1	366
Venable	Charles	217005	3	289
Verdone	Timothy	217003	37	284
Vickery	George	214730	1	182
Vinson	Charles	215004	1	255
Vinson	Gale	215005	3	257
Volp	Robert	211304	8	201
Waag	Carl	211502	6	148
Waddill	Paula	211407	4	151
Wadkins	Allen	217004	61	287
Wagner	Linda	216052	5	305
Wagner	Tom	211405	5	110
Wagoner	Deborah	217000	2	282
Waldman	Lila	211105	1	96
Walker	Billy	217004	42	287
Walker	Elva	211514	14	58
Walker	Glen	217003	46	285
Wall	Celia	211202	16	128
Wall	Russell	214400	3	106
Walls	Walter	217003	6	284
Wann	Daniel	211407	7	151
Washer	Gary	216048	5	306
Washer	Shirley	214500	7	144
Washer	Shirley	211504	5	150
Watkins	Ava	216063	4	354
Watkins	Christy	211301	17	166
Watkins	Steven	213100	3	177
Watkins	Yancey	211403	18	108
Wattier	Mark	211106	7	97
Watts	Emily	211409	6	115
Weatherly	James	211745	1	163
Webb	Althea	211505	4	152
Weber	Neil	211305	1	202
Webster	Jewell	211404	11	205
Webster	John	216022	8	351
Weis	Roger	214011	2	120
Welch	Clemons	319100	51	362
Wells	Anne	214800	33	212

LAST NAME	FIRST NAME	ACCT NUMBER	POSITION NUMBER	PAGE #
Wells	James	216012	3	264
Welsch	F. Gilland	211202	5	128
Welter	Marilyn	215004	4	255
Wendt	Ted	214200	1	126
Wesler	Kit	211505	9	152
Westbrook	Tracy	319100	66	362
Whaley	Peter	211305	2	202
Whitaker	Cheryl	215805	4	17
Whitaker	Harry	213802	1	189
Whitaker	William	211603	12	173
White	Byron	216012	4	264
White	David	211303	12	200
White	David	212940	11	208
White	Gary	213010	7	349
White	H. Allen	211202	2	128
White	H. Allen	318025	3	389
White	Stephen	211303	14	200
Whiteman	Howard	211303	4	200
Whitney	Joyce	216020	10	345
Whittenberg	James	217002	2	283
Wiggins	Matthew	211408	1	112
Wilder	Rebecca	319100	28	361
Wilder	Steve	217004	34	286
Wilford	James	213800	11	187
Wilkerson	Patricia	319100	61	362
Wilkins	Shari	315010	8	358
Williams	James	217003	36	284
Williams	Misty	216020	13	345
Willis	James	211403	20	108
Willis	Kathy	211910	4	222
Willoughby	Dwaine	211612	1	165
Wilson	Brenda	211102	11	93
Wilson	Conda	216032	3	272
Wilson	Donna	216010	9	350
Wilson	Gena	214500	5	144
Wilson	J. David	318010	3	368
Wilson	Kevin	217004	57	287
Wilson	Linda	319100	44	362
Wilson	Mark	216012	17	264
Wilson	Shirley	213804	10	191
Wilson	Sonia	216008	15	262
Winchester	Gina	215950	2	252
Wisehart	Dena	215004	7	255
Wolf	Kenneth	214500	1	144
Wolf	Kevin	217005	14	289
Wolford	LaWanda	319100	31	361
Woods	Carl	214300	6	199
Woods	Paul	216017	2	291
Wright	Sharon	213800	10	187
Wright	Sterling	211303	16	200
Wurgler	Pamela	211203	2	129

LAST NAME	FIRST NAME	ACCT NUMBER	POSITION NUMBER	PAGE #
Wylie	Jeffrey	211505	13	152
Yarbrough	Susan	215001	19	55
Yates	John	211908	2	218
Yeater	Thomas	211301	18	166
Yeatts	Dewey	217000	1	282
York	Kami	216030	9	271
York	Kelvin	217004	48	287
Young	Jennifer	215006	12	238
Young	Michael	216961	2	233
Youngblood	Jason	217002	3	283
Yurista	Peder	212940	9	208
Zea	Diane	211409	13	115
Zimmerer	Edmund	211303	6	200
Zimmerman	Albert	216011	2	258
Zirbel	Jay	211603	4	173
Zou	Guangming	211529	3	60
Zou	Guangmong	211532	1	147

ACCOUNT LINE NAME	EEO	TITLE	GRADE	RATE	TERM	FY 00 FTE	FY 00 BUDGET
521781 Telecomm Syst Mgt - Center							
1 Bolter	Walter	2.15 Professor			12	1.00	114,950
2 Vacant		3.10 Program Coordinator			12	1.00	43,360
3 Vacant		4.20 Secretary		8.70	1958	1.00	17,035
1000		Salaries & Wages				2.00	60,395
1200		Employee Benefits					48,393
2000		Services					8,768
3000		Commodities					5,000
3600		Travel					9,494
4000		Scholarships & Fin Aid					600
521781 - Telecomm Syst Mgt - Center TOTAL							3.00 247,600

ACCOUNT LINE NAME	EEO TITLE	GRADE	RATE	TERM	FY 00 FTE	FY 00 BUDGET
521731 Telecomm Syst Mgt - B&PA						
1 Vacant	3.10 Systems Manager			12	1.00	46,602
2 Vacant	2.25 Assoc Professor			10	1.00	65,000
3 Vacant	2.25 Assoc Professor			10	1.00	65,000
4 Vacant	2.35 Asst Professor			10	1.00	60,000
5 Vacant	2.35 Asst Professor			10	1.00	60,000
1000	Salaries & Wages				5.00	296,602
1200	Employee Benefits					83,048
2000	Services					6,743
3000	Commodities					72,100
521731 - Telecomm Syst Mgt - B&PA	TOTAL				5.00	458,493

ACCOUNT LINE NAME	EEO TITLE	GRADE	RATE	TERM	FY 00 FTE	FY 00 BUDGET
<hr/>						
521751 Telecomm Syst Mgt - I&T						
1 Vacant	2.25 Assoc Professor			10	1.00	65,000
2 Vacant	2.35 Asst Professor			12	1.00	45,760
3 Vacant	5.10 Network Technician			12	1.00	36,400
1000	Salaries & Wages				3.00	147,160
1200	Employee Benefits					41,204
2000	Services					5,000
3600	Travel					14,743
6000	Capital Outlay					10,800
<hr/>						
521751 - Telecomm Syst Mgt - I&T	TOTAL				3.00	218,907

ACCOUNT LINE NAME	EEO TITLE	GRADE	RATE	TERM	FY 00 FTE	FY 00 BUDGET
<b>521776 Telecomm Syst Mgt - WQTV</b>						
1 McKeel	William	5.10			12 1.00	24,183
2 O'Neal	Shasta	4.20				
3 Casey	Frederick	5.20				
4 Vacant		5.20				
5 Vacant		5.20				
1000	Salaries & Wages				5.00	77,379
1200	Employee Benefits					22,621
<hr/>						
521776 - Telecomm Syst Mgt - WQTV	TOTAL				5.00	100,000



# **REGENTS' BUDGET**

## DEDICATION OF PUBLIC EASEMENT FOR STREET

WHEREAS, Murray State University is the owner of a 1.53 Ac. tract of land lying on the North side of Kentucky Highway 121 West across from the Regional Special Events Center in Murray, Kentucky and;

WHEREAS, the Kentucky Department of Highways desires to permit an entrance that would cover a triangular parcel of approximately 87 square feet at the extreme eastern end of the Murray State University tract above described and;

WHEREAS, the parcel described is of minimal value because of its configuration and size and the entrance described will enhance the value of the Murray State University tract;

NOW THEREFORE, the Murray State University Board of Regents pursuant to the authority granted it in KRS 164 A. 575(5) and after determination that the 87 square foot triangular parcel described in the plat attached hereto would be more suitably consistent with the public interest to be used as a public roadway does hereby dedicate said 87 square foot parcel described in the plat attached hereto to the public use for a public street.

In testimony whereof Murray State University executes this easement by and through its Board of Regents on this the 21 day of ~~March~~ <sup>JUNE</sup>, 1999.



Murray State University  
Board of Regents  
By: Sid Easley, Chairman

STATE OF KENTUCKY     )  
  :     SCT.  
COUNTY OF CALLOWAY )

I, Susie Parker, a Notary Public for the State at Large aforesaid, do hereby certify that the foregoing was duly acknowledged and sworn to before me in said county by **SID EASLEY, CHAIRMAN, MURRAY STATE UNIVERSITY BOARD OF REGENTS**, to be the act and deed of said board by him as its Chairman, thereunto duly authorized, all of which is certified to the proper office for record.

Given under my hand this 21 day of June, 1999.

Susie Parker

Notary Public, State at Large

My Commssion Expires: 6-30-2003

STATE OF KENTUCKY )

: SCT.

COUNTY OF CALLOWAY )

I, RAY COURSEY, JR., Clerk of the County Court of the County aforesaid, do hereby certify that the foregoing Easement was on the \_\_\_\_ day of \_\_\_\_\_, 1999, lodged in my office for record; whereupon the same, the foregoing and this certificate, have been duly recorded in my office.

Given under my hand this \_\_\_\_ day of \_\_\_\_\_, 1999.

RAY COURSEY, JR., CLERK

By: \_\_\_\_\_ D.C.

INSTRUMENT PREPARED BY:

Joseph W. Bolin

JOSEPH W. BOLIN  
ATTORNEY AT LAW  
118 South 5th Street  
Murray, KY 42071  
(502) 753-0757