

2-16-2001 12:00 AM

**2001-02-16**

Board of Regents, Murray State University

Follow this and additional works at: <https://digitalcommons.murraystate.edu/borminutes>

---

#### Recommended Citation

Board of Regents, Murray State University, "2001-02-16" (2001). *Board of Regents Meeting Minutes*. 512.  
<https://digitalcommons.murraystate.edu/borminutes/512>

This Article is brought to you for free and open access by the Digitized Collections at Murray State's Digital Commons. It has been accepted for inclusion in Board of Regents Meeting Minutes by an authorized administrator of Murray State's Digital Commons. For more information, please contact [msu.digitalcommons@murraystate.edu](mailto:msu.digitalcommons@murraystate.edu).

**MINUTES OF THE QUARTERLY MEETING OF THE BOARD OF REGENTS**  
**Murray State University**  
**February 16, 2001**

The Board of Regents of Murray State University met on February 16, 2001, in quarterly session in the Jesse Stuart Room, Pogue Library, on the main campus of Murray State University. Judge Mike Miller gave the invocation. The meeting was called to order at 1:15 p.m. by Chair Sid Easley.

Upon roll call, the following members were present: Marilyn Buchanon, Olivia Burr, Lori Dial, Beverly Ford, Wells Lovett, Elizabeth McCoy, Michael Miller, James Rudolph, Don Sparks, Michael Thorne and Sid Easley. Absent: none.

Others present were Kern Alexander, President of the University; Sandra M. Rogers, Secretary to the Board; Tom Denton, Treasurer of the Board and Vice President for Finance and Administrative Services; Don Robertson, Vice President for Student Affairs; Jimmy Carter, Vice President for Institutional Advancement; John Rall, University Counsel; Dewey Yeatts, Associate Vice President for Facilities Management; Joyce Gordon, Associate Vice President for Human Resources; members of the faculty, staff, students, news media and visitors.

**Agenda**

The following agenda for the meeting was presented:

AGENDA  
 MEETING OF THE BOARD OF REGENTS  
 Murray State University  
 February 16, 2001  
 1:00 p.m.

1. Roll Call
2. Minutes of the Meeting of the Board of Regents  
December 8, 2000
3. Report of the President Dr. Alexander
4. Report of the Chair Mr. Easley
5. Report of the Treasurer Mr. Denton  
 (Financial and Investment Reports for the  
 period of July 1, 2000 - December 31, 2000)
6. Personnel Changes Dr. Alexander
  - A. Salary Roster effective January 1, 2001
  - Report of Resignations and Terminations  
 for August 1, 2000, through December 31, 2000,  
 and Report of New Employment for August 1, 2000,  
 through December 31, 2000
  - B. Staff Leaves of Absence Without Pay
  - C. Faculty Leaves of Absence Without Pay
  - D. Sabbatical Leaves
  - E. Early Retirement Contracts
  - F. Recommendation on Appointment of  
 Director of Sponsored Programs
  - G. Recommendation on Appointment of  
 Associate Provost and Coordinator of Graduate Programs
7. Committee Reports/Recommendations

A.	Academic Affairs	Mr. Lovett
B.	Athletic	Mrs. Ford
C.	Audit	Mrs. McCoy
D.	Buildings and Grounds	Mr. Miller
E.	Development/Investments	Mr. Lovett
F.	Equal Opportunity/Affirmative Action	Mrs. Burr
G.	Faculty/Staff Affairs	Mrs. Buchanon
H.	Finance	Mr. Easley
I.	Governmental Relations	Mr. Miller
J.	International Relations	Mr. Sparks
K.	Student Life	Mr. Thorne

8. Resolution of Authorization to Council on  
Postsecondary Education (CPE)

Dr. Alexander

**Minutes of the Board of Regents Meeting held on December 8, 2000, approved**

Mrs. Buchanon moved, seconded by Mrs. Burr, that the Minutes of the Quarterly Meeting held on December 8, 2000, be approved as presented. Motion carried.

**Report of the President**

President Kern Alexander's Retirement Message at the February 13, 2001, Press Conference is attached.

(See attachment #1)

**Student Recognition** -- Dr. Alexander recognized the students' presentation of Campus Lights. This is the 64<sup>th</sup> year for production of Campus Lights, which is the oldest student run, student produced, on-campus musical in the United States. This year's production was "The Wizard of Oz," directed by Christopher Thornton, senior music education major from Herein, Illinois. Jennifer Specials, a senior music education major from Rolling Meadows, Illinois, was the pit orchestra director. Campus Lights is sponsored by Phi Mu Alpha music fraternity and Sigma Alpha Iota music sorority.

Mr. Michael Thorne presented the following resolution to Mr. Thornton and Ms. Specials.

**Board of Regents Resolution**

WHEREAS Campus Lights has been a tradition at the University every Spring since 1938;

WHEREAS Campus Lights provides quality entertainment to the student body of Murray State University and the campus community;

WHEREAS the commitment to a tradition of excellence has been carried on by the students who produce, direct, promote, and perform the production;

WHEREAS the continuation of the tradition of Campus Lights is a vital part of the performing arts of Murray State University and the region of Western Kentucky;

THEREFORE LET IT BE RESOLVED that on this sixteenth day of February in the year two thousand and one that the Board of Regents of Murray State University recognizes the positive impact of the individuals involved in the production of Campus Lights.

\*\*\*

Mr. Thorne moved, seconded by Mrs. Ford, that the Resolution be adopted. Motion passed.

### Enrollment Management

President Alexander introduced Jim Vaughan, who is coordinating the Enrollment Management Program, to report on comparisons with last year.

Mr. Vaughan passed out charts summarizing the visits and plans for 2001. He stated that we have a very active School Relations Office that has been successful in having record growth for the last several years. We are also unique to have a Roads Scholars program and we have an emerging and very effective extended campus operation. Dr. Alexander asked all of these entities to look at the way the University is deploying recruiting assets.

The result of the review was that for the coming recruiting year, School Relations Office staff would visit 419 locations, 416 high schools and 13 community colleges representing five states. In that there would be overlap with 62 of the Roads Scholars teams. Currently, there are less than 90 Roads Scholars teams and next year we will have 68 teams. Next year School Relations will be visiting 14 new schools, primarily in the Peoria, Illinois, area. There were about 70 high schools that we didn't feel like we were getting maximum payoff in and we are going to retrench from that. Previously, we had an admission counselor deployed in Chicago. We will continue the Chicago effort, but we will not have someone positioned there full-time.

The big change in the way that we are going to be recruiting next year is the extended campus centers. They will become the primary recruiters in those communities, 9 community colleges and 12 high schools in Christian, Henderson and McCracken counties. In the McCracken County schools, we will continue to have a School Relations presence, but more in a secondary supporting role. For all of the recruiting entities next year, it is important that we feel we clearly define what the expectation of visitation is, so there will be fairly stringent tracking next year to ensure that in the fall we are getting into each of the high schools and community colleges at least twice. In the spring extended campus and School Relations will be making one visit and Roads Scholars will be making two visits.

Mr. Vaughan further stated that it is important to understand that MSU representatives will be visiting 450 locations, but in addition to that, there's an additional 389 high schools that recruiting materials are sent to on a consistent and regular basis, not only by postal mail, but increasingly we are going to start using the Internet to send out electronic bulletins to the guidance counselors. The University will have a recruiting area of interest next year of around 340 students.

Every two weeks the Enrollment Management Committee meets and looks at all the management indicators and best predictions of where we are in our current recruiting status. Compared to this point and time last year, we are up 86 new freshmen. Historically, only about 60 percent of the students that apply actually show up. So we know that if you look at a theory of ratios, we've got to have about 2300 applications to ensure that we are going to get 1400 new freshmen. We very aggressively track all of the students in the School Relations enrollment management action system pool. We not only look at the whole pool, but we look at selected segments of the pool. We are very concerned about our feeder schools here in our own backyard in west Tennessee and west Kentucky. We track the community colleges and we are also very interested in our African-American enrollment. We feel like we have a good momentum in our African-American enrollment.

We have a plan for next year; we have organized for success and we know what we want to do and at this point I think we are on track getting there.

### Proposed Recreation Center Complex

President Alexander stated that Murray State University does not have have a recreational facility on this campus comparable to those other universities have and it makes the recruiting job one of monumental proportions when students go to another campus nearby and see beautiful new facilities with which we must compete. Health clubs are important businesses

and every university has its health club and recreational facilities. Use of these health facilities by students, faculty and staff drives down health care costs of employees.

With the assistance of Michael Thorne, Angel Fairbanks and Dr. Dewey Yeatts, Associate Vice President for Facilities Management, a slide presentation of recreational facilities at other universities was shown. Dr. Alexander emphasized that with the assistance of Michael Thorne, the students have come forward and requested a facility. He emphasized that he would like to make a recreational facility a priority as far as our pursuit of capital outlay in the next few years.

Mr. Thorne distributed an article from the Chronicle on Higher Education that focused on universities across the country that are focusing on providing Wellness centers and recreational activities for their student body. He pointed out that the students at Murray State have a place to play basketball or racquetball in the Carr Health Building, but that's all that is provided in that building. Within the region Southern Illinois University, Southeast Missouri State University, Austin Pay State University and the University of Tennessee at Martin have built new facilities within the last five years. If Murray State is going to remain competitive in recruiting students, we should pursue vigorously money from the state to construct a similar facility.

Obviously, funding is needed from the state, but Mr. Thorne reported that he had suggested to the Student Government Association Senate a student fee increase and this is the first time ever that a student fee has been proposed and the students supported it. They are serious about getting a facility where they have the option for recreation and now is the time to do it.

#### **Report of the Chair**

Chair Easley informed the Regents that the Board of Regents Chairs and Vice Chairs of all the state schools are meeting in Lexington next for an overnight meeting to get together to discuss common problems. Vice Chair Ford will not be able to attend.

See attachment for Chair Sid Easley's remarks at the Press Conference on February 13, 2001, on the announcement of Dr. Alexander's Retirement.

(See attachment #2)

#### **Report of the Treasurer**

Treasurer Tom Denton presented and reviewed the financial and investment reports for the period of July 1, 2000, through December 31, 2000. Following a brief discussion, Mr. Lovett moved, seconded by Mr. Miller, that the Treasurer's Report be accepted. Motion carried.

(See attachment #3 and #4)

#### **Personnel Changes**

##### **Salary Roster, Resignations and Terminations, and Report of New Employment, accepted**

Mr. Easley moved, seconded by Mr. Thorne, that the Board of Regents, upon the recommendation of the President of the University, accept the Salary Roster as of January 1, 2001; the Report of Resignations and Terminations for the period of August 1, 2000, through December 31, 2000; and the Report of New Employment for the period of August 1, 2000, through December 31, 2000. Effective date of information on all reports is January 1, 2001. Motion carried.

(See attachments #5, #6 and #7)

Staff Leaves of Absence Without Pay, approved

Dr. Rudolph moved that the Board of Regents, upon the recommendation of the President of the University, approve the Staff Leaves of Absence Without Pay as listed below:

Alexander, George	Food Service	11/1/00 - 1/31/01
Coleman, Celia	Ed. Leadership & Counseling	11/1/00 - 11/20/00
Danger, Toni L.	Facilities Management	11/4/00 - 11/10/00
Gaines, Jane	Facilities Management	1/4/01 - 1/10/01
Hopkins, Christ	Admissions & Registrar	12/2/00 - 12/7/00 **
Langton, Crystal D.	Facilities Management	11/18/00 - 3/9/01
Lee, Randy	Food Service	1/12/01 - 5/11/01
McColl, Carolyn	University Libraries	1/3/01 - 1/31/01
Robinson, Shannon L.	Facilities Management	12/2/00 - 1/26/01
Statesman, David D.	Procurement Services	11/17/00 - 11/27/00
Sharp, Edith	Facilities Management	11/3/00 - 11/20/00
Ver: able, Charles R.	Facilities Management	11/18/00 - 2/23/01

\*\* Intermittent Family Leave

Mr. Sparks seconded and the motion carried.

Faculty Leaves of Absence Without Pay, approved

Mr. Miller moved that the Board of Regents, upon the recommendation of the President of the University, grant the following requests for leaves of absence without pay:

Barry Brown, Economics & Finance	8/1/01 - 5/31/02
Chekita Hall, English - Military LWOP	8/1/01 - 5/31/02
Althea Webb, Social Work, Anthropology & Gerontology	8/1/01 - 5/31/02
Viola Miller, Wellness & Therapeutic Sciences - Public Service LWOP	1/1/01 - 12/31/01

Mr. Thorne seconded and the motion carried.

Sabbatical Leaves, granted

Mrs. McCoy moved that the Board of Regents, upon the recommendation of the President of the University, grant the following requests for sabbatical leaves for the periods indicated:

Clyde Stambaugh, Accounting	1/1-5/31/02	full salary/1 semester
Gene Garfield, Political Science	8/1-12/31/01	full salary/1 semester
Charlotte Beahan, History	1/1-5/31/02	full salary/1 semester
Margaret Brown, Modern Languages	8/1/01-5/31/02	half salary/2 semesters
Richard Scott, Music	1/1-5/31/02	full salary/1 semester
David Balthrop, Theatre & Dance	8/1-12/31/01	full salary/1 semester
Janet Brewer, Library	8/1-12/31/01	full salary/1 semester

Mr. Thorne seconded and the motion carried.

Early Retirement Contracts, approved

Mrs. Buchanan moved that the Board of Regents, upon the recommendation of the President of the University, approve the following applications for early retirement, effective with the 2001-2002 contracts:

Harry Conley - Professor, Department of Chemistry  
William Maddox - Professor, Department of Physics and Engineering

Mrs. Burr seconded and the motion carried.

Director of Sponsored Programs, appointed

Mr. Miller moved that the Board of Regents, upon the recommendation of the President of the University, approve the appointment of Mr. Michael Wetherholt as Director of Sponsored Programs, effective November 13, 2000, at a fiscal year salary of \$60,000.

Mrs. Ford seconded and the roll was called with the following voting: Mrs. Buchanon, yes; Mrs. Burr, yes; Mrs. Dial, yes; Mrs. Ford, yes; Mr. Lovett, yes; Mrs. McCoy, yes; Mr. Miller, yes; Dr. Rudolph, yes; Mr. Sparks, yes; Mr. Thorne, yes; and Mr. Easley, yes. Motion carried.

Associate Provost and Coordinator of Graduate Programs, appointed

Mrs. McCoy moved that the Board of Regents, upon the recommendation of the President of the University, approve the appointment of Dr. Sandra Flynn as Associate Provost and Coordinator of Graduate Programs, effective July 1, 2001.

Mrs. Burr seconded and the roll was called with the following voting: Mrs. Buchanon, yes; Mrs. Burr, yes; Mrs. Dial, yes; Mrs. Ford, yes; Mr. Lovett, yes; Mrs. McCoy, yes; Mr. Miller, yes; Dr. Rudolph, yes; Mr. Sparks, yes; Mr. Thorne, yes; and Mr. Easley, yes. Motion carried.

Committee Reports

A. Academic Affairs - Mr. Lovett.

Major in Liberal Arts

On behalf of the Academic Affairs Committee, Mr. Lovett moved that the Board of Regents, upon the recommendation of the President of the University, approve adding a Major in Liberal Arts (B.A.), CIP 24.0101, to be housed in the College of Humanities and Fine Arts, and that it be added to Murray State University's program inventory.

Mrs. Dial seconded and the motion carried.

B. Athletic - Mrs. Ford. No report.

C. Audit - Mrs. McCoy.

Audits

On behalf of the Audit Committee, Mrs. McCoy moved that the Board of Regents, upon the recommendation of the President of the University, accept the following:

WKMS Radio Station audit for the year ended 6/30/00

WKMS Radio Station Corporation for Public Broadcasting  
Annual Report for the year ended 6/30/00

Kentucky Institute for International Studies Program audit  
for the year ended 10/31/00

NCAA Audit Report for the year ended 6/30/00

Murray State University Athletic Foundation Audit Report  
for the year ended 6/30/00

Mr. Thorne seconded and the motion carried.

(See attachments #8, #9, #10, #11 and #12)

Auditors Contract, renewed

On behalf of the Audit Committee, Mrs. McCoy moved that the Board of Regents, upon the recommendation of the President of the University, authorize the renewal of the contract with Deloitte & Touche for the performance of the University's financial and compliance audits for the fiscal year ending June 30, 2001, at a cost of \$60,602 and includes the audit of the MSU Racer Athletic Foundation. This renewal is in compliance with the terms of the original contract (number 1134-0399) issued February 23, 1998.

Mr. Miller seconded and the motion carried.

D. Buildings and Grounds - Mr. Miller. No report.

E. Development/Investments - Mr. Lovett. No report.

F. Equal Opportunity/Affirmative Action - Mrs. Burr. No report.

G. Faculty/Staff Affairs - Mrs. Buchanon. No report.

H. Finance - Mr. Easley.

Reimbursement Resolution

On behalf of the Finance Committee, Mr. Easley moved that the Board of Regents, upon the recommendation of the President of the University, approve the attached reimbursement resolution declaring official intent with respect to reimbursement from subsequent borrowings from temporary advances made for capital expenditures.

Mrs. McCoy seconded and the roll was called with the following voting: Mrs. Buchanon, yes; Mrs. Burr, yes; Mrs. Dial, yes; Mrs. Ford, yes; Mr. Lovett, yes; Mrs. McCoy, yes; Mr. Miller, yes; Dr. Rudolph, yes; Mr. Sparks, yes; Mr. Thorne, yes; and Mr. Easley, yes. Motion carried.

(See attachment #13)

Budget Preparation Guidelines and Priorities, approved

On behalf of the Finance Committee, Mr. Easley moved that the Board of Regents, upon the recommendation of the President of the University, approve the Budget Preparation Guidelines and Priorities as presented in the attached document.

Mrs. Buchanon seconded and the motion carried.

(See attachment #14)

Room Rate Increase, approved

On behalf of the Finance Committee, Mr. Easley moved that the Board of Regents, upon the recommendation of the President of the University, approve the following room rate increases, effective 2001 Summer Session and the 2001-2001 Academic Year.

Residential Colleges:

2001 Summer Session - per 5 weeks

	<u>Current</u>	<u>Proposed</u>
Double Room	\$270	\$280
Private Room	\$405	\$450



## 2001-2002 Academic Year - per semester

	<u>Current</u>	<u>Proposed</u>
Double Room	\$ 970	\$1010
Private Room	\$405	\$1615

College Courts - effective July 1, 2001 - per month

	<u>Current</u>	<u>Proposed</u>
One Bedroom	\$390	\$405
Two Bedroom	\$450	\$465

Mrs. McCoy seconded and the roll was called with the following voting: Mrs. Buchanon, yes; Mrs. Burr, yes; Mrs. Dial, yes; Mrs. Ford, yes; Mr. Lovett, yes; Mrs. McCoy, yes; Mr. Miller, yes; Dr. Rudolph, yes; Mr. Sparks, yes; Mr. Thorne, no; and Mr. Easley, yes. Motion carried.

Ten-month Housing Contract, approved

On behalf of the Finance Committee, Mr. Easley moved that the Board of Regents, upon the recommendation of the President of the University, establish a prorated policy for the ten-month housing contract. Students will pay a prorated supplemental fee based on the standard housing contract for the extra weeks a student stays in university housing.

Mrs. McCoy seconded and the roll was called with the following voting: Mrs. Buchanon, yes; Mrs. Burr, yes; Mrs. Dial, yes; Mrs. Ford, yes; Mr. Lovett, yes; Mrs. McCoy, yes; Mr. Miller, yes; Dr. Rudolph, yes; Mr. Sparks, yes; Mr. Thorne, yes; and Mr. Easley, yes. Motion carried.

Meal Plan Increase, approved

On behalf of the Finance Committee, Mr. Easley moved that the Board of Regents, upon the recommendation of the President of the University, approve a 2 percent increase in the meal plans, effective 2001-2002 Academic Year as listed below:

	<u>Racer</u>		<u>Thoroughbred</u>	
	<u>Current</u>	<u>Proposed</u>	<u>Current</u>	<u>Proposed</u>
Any 7	\$ 665.00	\$ 678.00	\$ 680.00	\$ 693.00
Any 10	930.00	949.00	945.00	964.00
Any 15	1045.00	1066.00	1060.00	1081.00
Any 19	1115.00	1137.00		

	<u>Elite</u>	
	<u>Current</u>	<u>Proposed</u>
Any 1	\$ 95.00	\$ 97.00
Any 2	190.00	194.00
Any 3	285.00	291.00
Any 4	380.00	388.00
Any 5	480.00	490.00
Any 6	570.00	581.00
Any 8	760.00	775.00
Any 9	855.00	872.00

Mrs. Buchanon seconded and the roll was called with the following voting: Mrs. Buchanon, yes; Mrs. Burr, yes; Mrs. Dial, yes; Mrs. Ford, yes; Mr. Lovett, yes; Mrs. McCoy, yes; Mr. Miller, yes; Dr. Rudolph, yes; Mr. Sparks, yes; Mr. Thorne, no; and Mr. Easley, yes. Motion carried.

I. Governmental Relations - Mr. Miller. No report.

J. International Relations - Mr. Sparks. No report.

K. Student Life - Mr. Thorne. No report.

**Resolution of Authorization to Council on Postsecondary Education (CPE), approved**

Mr. Sparks moved that the Board of Regents, upon the recommendation of the President of the University, approve the attached resolution that resolves and authorizes Murray State University to elect to exercise its option to submit new program proposals under the quantitative waiver provisions of 13 KAR 2:060 [Statutory Authority: KRS 164.020(18)] during the calendar year 2001.

Dr. Rudolph seconded and the motion carried.

(See attachment #15)

**Recessed**

Mr. Miller moved that the Board recess for a break. Mrs. Ford seconded and the break began at 2:45 p.m. and ended at 2:55 p.m.

**Reconvened**

The Board reconvened into session at 2:55 p.m.

Mr. Easley stated that the Board will go into Executive Session to discuss a law suit. Mrs. McCoy moved, seconded by Mrs. Buchanon, that the Board convene into Executive Session to discuss a law suit. Motion carried.

**Executive Session**

Executive Session began at 2:55 p.m. and ended at 3:07 p.m.

**Public Session**

Motion to convene into public session was made by Mr. Miller, seconded by Mrs. Ford. Motion carried. The session began at 3:07 p.m.

**Discussion of Search Process and Committee**

**Search Committee, formed**

Mr. Easley pointed out that the Board's primary responsibility is to appoint a President and to support him/her. There are eight regents appointed by the Governor that represent the taxpayers of Kentucky and it is the Board's statutory duty.

Following discussion, Mr. Miller moved, seconded by Mrs. McCoy, that the Board of Regents as a whole serve as the Search Committee for the new President. Motion carried.

Mr. Sparks pointed out that there will be two members to vacate their positions on June 30, 2001, and it so happens that they represent two constituencies. He added that those two individuals should remain on the search committee beyond July 1, 2001, if a President has not been chosen by that time.

Mr. Easley stated that there is no reason that they could not stay on the selection committee, they might not have the vote, because they might not be in office, but they could certainly remain on the committee.

Regent Rudolph expressed his concern that the Search Committee is confined to Board members which is against the wishes of many of his colleagues. He pledged his support as the faculty regent to communicate and coordinate with the faculty and strongly represent the faculty in recommendations and concerns, as well as nominations.

#### Setting the Criteria

The Board needs to develop a process of obtaining criteria for the search, involving as many people in that criteria as possible, and setting the criteria for the type person we want as President of the University. We want to involve people across the state, especially in the areas where we have regional campuses – Paducah, Hopkinsville, Madisonville and Henderson. The meetings would be held on the same night with two Regents going to each location listening to suggestions for criteria for selection of the next President. There will also be meetings with the Faculty Senate, Staff Congress, Students Government and a meeting for the Murray community.

Mrs. Buchanan moved, seconded by Mrs. Ford, that the Board proceed with preparing the criteria for the next President. Motion carried.

#### Advertisement and Employment of a Consultant

Dr. Alexander, Jimmy Carter and Tom Denton were asked to develop an advertisement. Sandra Rogers, Secretary to the Board, will then fax the ad to all Regents for their input and approval. The ad will be run in the Chronicle on Higher Education for the month of March.

Chair Easley pointed out that anyone who wants to nominate a person for President may do so. This is the one time when the Board is much more intimately involved with the University itself than at any other time. Jim Rudolph will be the liaison from the Board to the faculty. Lori Dial will be the liaison from the Board to the staff. Michael Thorne will be the liaison from the Board to the students. We could meet with the Executive Committees of each of these constituencies at any time for any input that there would be.

Regent Miller emphasized that the Board is seeking input, but the final responsibility is on the shoulders of the Board. This will be a thorough search and if June 30, 2001, comes and we don't have someone that we want as President, then we will continue to search until we find the right individual.

Regent Lovett expressed the desire to find someone committed to working and continuing the Residential College System. Dr. Alexander is committed to the system and he knows the right questions to ask the candidates.

There are three major consulting firms that are considered top-notch firms. Requests for Proposals (RFP) will be requested and the process has to be approved not only by the Board, but by the State Contract Review Committee. Mr. Easley pointed out that this is a personal services situation and we can select whomever we want, but we have to do the RFP, but we don't have to take the low bid.

Mr. Miller moved, seconded by Mrs. McCoy, to proceed with the advertisement and the RFP process for a consultant. Motion carried.

Mr. Lovett suggested that the decision could be made much nearer July 1, 2001.

#### President Emeritus, appointed

Regent Wells Lovett moved that Kern Alexander be appointed President Emeritus effective July 1, 2001. Mrs. Ford seconded and motion was passed unanimously.

#### Resolution of Appreciation, adopted

Michael Thorne presented the following Resolution of Appreciation to the Curris Center Staff and moved that it be adopted by the Board of Regents:

### Regents Resolution

WHEREAS, the Curris Center is celebrating its twentieth year as the center of Student Life on the campus of Murray State University;

WHEREAS, the Curris Center staff is committed to meeting the needs of the students, faculty and staff that use the facility on a daily basis;

WHEREAS, the Curris Center is a vital part of the everyday workings of the campus community;

THEREFORE, LET IT BE RESOLVED that the Board of Regents of Murray State University on this sixteenth day of February in the year two thousand and one recognizes the individuals who have committed themselves to the positive impact that the Curris Center and its staff have on the campus community.


\*\*\*


Mr. Miller seconded and the motion carried.

Regent Miller emphasized that the Board should look very seriously at the Student Recreation Center proposal submitted, pointing out that the issue does not need to be put on the back burner. The Board needs to move on the issue.


### Adjournment

Mrs. Ford moved, seconded by Mrs. Burr, that the meeting adjourn. Motion carried. The meeting adjourned at 3:55 p.m.

  
Chair

  
Secretary

This page left blank due to the attachments for the February 16, 2001, Minutes of the meeting of the Board of Regents.

  
Secretary

**RETIREMENT MESSAGE**  
**of President Kern Alexander**  
**February 13, 2001**

On June 30, 2001, I will have served as President and tenured University Distinguished Professor of MSU for seven full and rewarding years. On that day, my birthday, I will be 62 years of age, at which time I will retire from both positions.

During these seven years I have had the exceptionally good fortune and singular honor, to be President and Professor of one of the finest public universities in the United States. The members of the Board of Regents have not only been enthusiastic and tireless supporters of the University, but for me, confidants, trusted colleagues, and dear personal friends. It has been my pleasure to become close working companions with the most dedicated and knowledgeable faculty members with whom I have been associated throughout my long education career. My years as President have been greatly enriched by my relationship with the outstanding staff and administrators who have so selflessly devoted their lives and careers to the improvement of this University. Too, I should note that my lasting first impressions, imprinted on my mind seven years ago, of bright and motivated students has been richly reinforced as I have seen an endless array of well-calibrated young brainpower with boundless energy pour forth from our University. Finally, as we all know, a great bonus to working at this fine University is the privilege it affords to live in one of the garden spots of America, the city of Murray. Those of us who have lived in other places truly appreciate what it means to reside, work, go to church and attend the public schools (Janet graduated from Murray High) of Murray, Kentucky. We are truly favored, advantaged and blessed to live in this delightful place on earth.

We have had seven wonderful years in which, I believe, the University has made significant strides. We have been fortunate to ride the crest of a strong economy in which we have been able to strengthen our curriculum and improve our academic reputation, build new facilities, increase our enrollment, create new campuses, build our financial reserves, and generally improve the standard of living of our faculty and staff. Indeed, it has been a most rewarding circumstance to have served as President during this period of prosperity for our University. Too, I should observe that our pleasure has been greatly enhanced by my wife's richly rewarding experiences of having doctored (hugged and kissed) so many of the newest citizens, (future MSU students), of this fair community.

My wife and I, and our family, plan to maintain our close ties with the Murray community and the University. We will devote much of our time to our grandchildren. We will divide our time among several locations, the principal sites being: Murray (son, Kane), Urbana (son, King, and two granddaughters), Louisville (daughter, Liz, pediatric resident), Henderson (two daughters, Anne and Janet, and a brand new granddaughter, Katie), Hopkinsville (son, Klint) and London, England (son, Kern III). Thank you all for everything.

Sid Easley's Remarks @ Press Conference  
February 13, 2001

Seven years ago our board felt fortunate to attract Dr. Kern Alexander as an applicant for the Presidency of Murray State University.

He has proven to be even more capable that we had hoped. His accomplishments have been many and his tenure has brought stability, energy and vision to this institution.

A few of his many accomplishments that come to mind include:

He has provided this institution with strong leadership, which has provided our outstanding faculty the environment and the resources to teach, lead and inspire students. That is objectively reflected in our ratings in US News and other publications that continue to be the envy of other like institutions in Kentucky and across America. It is also evidenced by manifold testimonials of students and alumni.

He has put in place an administrative team that is second to none. They are hard working and loyal to their institution.

He was the statewide higher education leader who was the primary adviser to Governor Patton and the Legislature when they realigned higher education in Kentucky reversing the declining trend of regional university influence.

His innovative idea of enhancing the college residential experience by establishing a residential college system is a first in America for public universities.

Dr. Alexander provided the intellectual leadership in establishing elementary and secondary educational reform in Kentucky in the late 80's. The personal respect he earned from that endeavor and his Father's outstanding contributions to Kentucky's public schools gained him and in turn Murray State University instant credibility with public school administrators across the state and renewed Murray's relationships with the public schools

Because of his sincere belief in the right of all students to obtain the benefits of public education he exhibited a dogged determination to recruit and retain students, making Murray State the only University in Kentucky to consistently increase in enrollment during the past six years. We have an enrollment increase of over 1300 since his tenure began. The roads scholar program is an ingenious idea that is bringing Murray the brightest students and is cementing the ties between faculties and students of area high schools and Murray State.

He has presided over the first major fund raising campaign in the university's history and it will be successful.

He has worked constantly in establishing positive political relationships with local governments, school systems and state government. In the last five years he has averaged making at least one long road trip to Frankfort a week and sometimes two. He drove himself and never had a chauffeur.

Internally, he has reorganized the University with a minimum of turmoil and established a separate school of agriculture.

Under Dr. Alexander this university has maintained a strong athletic program and established for the first time a Racer Foundation which is bearing much of the burden of athletic funding.

He has completely revolutionized building construction and architecture on this campus and we are in the second largest building boom and campus infrastructure improvement this campus has ever seen.

Murray State's respect and regional influence has never been greater. The new campus in Hopkinsville and the renewed efforts in Paducah and other cities across the region place this university in the position to provide even more regional educational leadership than ever before.

Those are specifics, but in general the attitude on this campus has been transformed from an one of "we have tried that before and it won't work" to the positive enterprising attitude that you find today when committees on this campus say, "there's no reason we can't do that."


These accomplishments make our job as board members in selecting a president much easier than it was 7 years ago. We believe Murray State University in it's present state will attract a capable and qualified successor to Dr. Alexander. Our job is to secure the best we can find. Though our board has not met, I have talked to most of them by phone and I am certain we will have a national search for the next president. I will recommend to the board that we employ a consultant to help us with the search and further that the board serve as the search committee. It is very representative of all constituencies of the university. We meet on Friday and hopefully we will immediately begin the process.

In the meantime Dr. Alexander continues to be the President with the unanimous support of the board of regents until his last day in Wells Hall on July 1.

Though we are sorry Dr. Alexander has decided to retire, we are most fortunate that he has become a member, and for a while, the visionary leader of the Murray State family. We are even more fortunate that as a member of our family he is now one of us, who will continue to wear the blue and gold, and be ready and able to assist when called upon.



# Murray State University



FOR THE PERIOD

July 1, 2000 - December 31, 2000

Submitted to:

The President

&

Board of Regents

FINANCIAL REPORT



# Murray State University

Accounting and Financial Services  
200 Sparks Hall  
Murray, KY 42071-3312  
Phone (270) 762-4126 Fax (270) 762-3014  
January 16, 2001

President Kern Alexander  
Members of the Board of Regents  
Murray State University  
Murray, KY 42071

Dear President Alexander and Members of the Board:

Attached is the Financial Report of Murray State University for the period July 1, 2000 through December 31, 2000.

Contents	Page
Current Unrestricted Funds - Unaudited Balance Sheet.....	1
Current Unrestricted Funds - Unaudited Summary of Changes and Allocations in Fund Balance.....	2
Current Unrestricted Funds - Unaudited Summary of Budget Adjustments.....	3
Current Unrestricted Funds - E & G - Unaudited Schedule of Revenues by Source, Expenditures by Function, and Other Changes.....	4
Current Unrestricted Funds - Auxiliaries - Unaudited Schedule of Revenues by Source, Expenditures by Function, and Other Changes.....	5
Current Unrestricted Funds - Auxiliaries - Unaudited Schedule of Revenues, Expenditures, and Other Changes by Unit.....	6
Current Restricted Funds - Unaudited Revenues by Source and Expenditures by Function, and Other Changes.....	7
Current Unrestricted Funds - Unaudited Schedule of Revenues.....	8-11
Plant Funds - Unaudited Balance Sheet.....	12
Plant Funds - Unaudited Statement of Changes in Fund Balance.....	13
Plant Funds - Unaudited Unexpended Revenues and Expenditures.....	14
Plant Funds - Unaudited Schedule of Revenues and Expenditures by Project .....	15-18
Notes to Financial Report.....	19-21

Thomas W. Denton  
Vice President for Finance and  
Administrative Services

ahs

*Equal education and employment opportunities M/F/D, AA employer*

**MURRAY STATE UNIVERSITY  
CURRENT UNRESTRICTED FUNDS  
UNAUDITED BALANCE SHEET**

As of December 31, 2000

With Comparative Figures as of December 31, 1999

	2000-01			1999-00
	Educational and General	Auxiliaries	Total	
<b>ASSETS</b>				
Cash and cash equivalents	\$ 20,861,598	\$ 1,973,277	\$ 22,834,875	\$ 22,708,023
Inventories	341,027	1,086,392	1,427,419	1,226,693
Prepaid expenses	23,137	-	23,137	17,101
Accounts and loans receivable, net	6,301,365	3,142,729	9,444,094	8,197,153
Interest receivable	277,140	38,871	316,011	20,270
Due from other funds	24,496	-	24,496	19,454
Total assets	<u>\$ 27,828,763</u>	<u>\$ 6,241,269</u>	<u>\$ 34,070,032</u>	<u>\$ 32,188,694</u>
<b>LIABILITIES AND FUND BALANCE</b>				
Liabilities:				
Accounts payable	\$ 149,425	\$ -	\$ 149,425	\$ 176,667
Health insurance liability	1,387,760	-	1,387,760	1,219,172
Payroll withholding and related accruals	1,030,485	94,722	1,125,207	1,357,981
Racer card liability	-	75,982	75,982	61,944
Deposits	7,503	254,667	262,170	257,929
Due to other funds	-	-	-	9,195
Total liabilities	<u>\$ 2,575,173</u>	<u>\$ 425,371</u>	<u>\$ 3,000,544</u>	<u>\$ 3,082,888</u>
Fund Balance:				
Beginning fund balance - July 1	\$ 10,986,051	\$ 1,088,232	\$ 12,074,283	\$ 11,654,138
Additions/(deductions) - year to date	14,267,539	4,727,666	18,995,205	17,451,668
Total fund balance	<u>\$ 25,253,590</u>	<u>\$ 5,815,898</u>	<u>\$ 31,069,488</u>	<u>\$ 29,105,806</u>
Total liabilities and fund balance	<u>\$ 27,828,763</u>	<u>\$ 6,241,269</u>	<u>\$ 34,070,032</u>	<u>\$ 32,188,694</u>

**MURRAY STATE UNIVERSITY**  
**CURRENT UNRESTRICTED FUNDS**  
**UNAUDITED SUMMARY OF CHANGES AND ALLOCATIONS IN FUND BALANCE**  
For the Period July 1, 2000 through December 31, 2000  
With Comparative Figures for the Period Ended December 31, 1999

	2000-01			1999-00
	Educational and General	Auxiliaries	Total	
<b>Fund Balance - beginning July 1</b>				
Working capital	\$ 1,273,142	\$ 231,489	\$ 1,504,631	\$ 2,144,681
Reserve for self insurance	900,000	-	900,000	900,000
Reserve for revenue contingency	2,206,666	-	2,206,666	975,633
Encumbrances	476,836	97,848	574,684	408,396
Carryovers	6,129,407	758,895	6,888,302	7,225,428
<b>Total fund balance - beginning July 1</b>	<b>\$ 10,986,051</b>	<b>\$ 1,088,232</b>	<b>\$ 12,074,283</b>	<b>\$ 11,654,138</b>
<b>Increase/(decrease) - year to date</b>				
Revenues	\$ 55,128,394	\$ 12,519,840	\$ 67,648,234	\$ 62,954,399
Expenditures	(40,367,830)	(7,095,449)	(47,463,279)	(45,194,661)
Mandatory transfers				
Debt service	(278,701)	(584,079)	(862,780)	(646,074)
Loan match	-	-	-	-
Non-Mandatory transfers				
To CERR	(354,773)	-	(354,773)	(164,776)
From CERR	465,839	3,500	469,339	875,452
To unexpended plant fund	(180,976)	(35,076)	(216,052)	(180,044)
From unexpended plant fund	-	-	-	-
From restricted fund	678	-	678	(1,349)
To educational and general	-	(81,070)	(81,070)	-
From auxiliaries	81,070	-	81,070	-
To retirement of indebtedness fund	(226,162)	-	(226,162)	(190,918)
Other changes	-	-	-	(361)
<b>Total year to date increase/(decrease) in fund balance</b>	<b>\$ 14,267,539</b>	<b>\$ 4,727,666</b>	<b>\$ 18,995,205</b>	<b>\$ 17,451,668</b>
<b>Fund Balance ending December 31</b>				
Working capital	\$ 6,919,532	\$ 4,267,992	\$ 11,187,524	\$ 9,444,116
Reserve for self insurance	900,000	-	900,000	900,000
Reserve for revenue contingency	1,921,519	-	1,921,519	975,633
Encumbrances	476,836	97,848	574,684	408,396
Carryovers	6,414,554	758,895	7,173,449	7,225,428
Unallocated	8,621,149	691,163	9,312,312	10,152,233
<b>Total fund balance ending December 31</b>	<b>\$ 25,253,590</b>	<b>\$ 5,815,898</b>	<b>\$ 31,069,488</b>	<b>\$ 29,105,806</b>

MURRAY STATE UNIVERSITY  
**CURRENT UNRESTRICTED FUNDS**  
**UNAUDITED SCHEDULE OF BUDGET ADJUSTMENTS**  
For the Period July 1, 2000 through December 31, 2000  
With Comparative Figures for the Period Ended December 31, 1999

	2000-01		1999-00
	Original Budget	Adjustments/ Revisions	Budget Per Report
<b>Revenues</b>			
Educational and General	\$ 81,685,261		
Prior year carryovers		\$ 5,983,875	
Prior year encumbrances		464,341	
Budget increases		700,197	
Various account adjustments		(5,900)	
Total Educational and General	<u>\$ 81,685,261</u>	<u>\$ 7,142,513</u>	<u>\$ 88,827,774</u>
Auxiliary Enterprises	\$ 15,122,246		
Prior year carryovers		\$ 938,322	
Prior year encumbrances		141,000	
Budget increases		-	
Various account adjustments		-	
Total Auxiliary Enterprises	<u>\$ 15,122,246</u>	<u>\$ 1,079,322</u>	<u>\$ 16,201,568</u>
<b>Total Revenues</b>	<u>\$ 96,807,507</u>	<u>\$ 8,221,835</u>	<u>\$ 105,029,342</u>
<b>Expenditures</b>			
Educational and General	\$ 81,685,261		
Prior year carryovers		\$ 5,983,875	
Prior year encumbrances		464,341	
Budget increases		700,197	
Various account adjustments		(5,900)	
Total Educational and General	<u>\$ 81,685,261</u>	<u>\$ 7,142,513</u>	<u>\$ 88,827,774</u>
Auxiliary Enterprises	\$ 15,122,246		
Prior year carryovers		\$ 938,322	
Prior year encumbrances		141,000	
Budget increases		-	
Various account adjustments		-	
Total Auxiliary Enterprises	<u>\$ 15,122,246</u>	<u>\$ 1,079,322</u>	<u>\$ 16,201,568</u>
<b>Total Expenditures</b>	<u>\$ 96,807,507</u>	<u>\$ 8,221,835</u>	<u>\$ 105,029,342</u>

**MURRAY STATE UNIVERSITY**  
**CURRENT UNRESTRICTED FUNDS - EDUCATIONAL AND GENERAL**  
**UNAUDITED SCHEDULE OF REVENUES BY SOURCE, EXPENDITURES BY FUNCTION, AND OTHER CHANGES**  
For the Period July 1, 2000 through December 31, 2000  
With Comparative Figures for the Period Ended December 31, 1999

	2000-01			1999-00	
	Current Budget	Fiscal Year Actual	Actual % Budget	Fiscal Year Actual	Actual % Budget
<b>REVENUES</b>					
Tuition and fees	\$ 30,011,288	\$ 26,483,843	88%	\$ 24,149,689	89%
State appropriation	46,861,700	25,290,200	54%	24,763,200	55%
Indirect cost reimbursement	141,280	(1,282)	-1%	79,821	62%
Sales and services of educational departments	2,209,630	1,276,605	58%	1,110,903	52%
Other sources	3,161,560	2,079,028	66%	1,809,293	57%
Prior year carryovers and encumbrances	6,442,316	-	N/A	-	N/A
Total revenues	<u>\$ 88,827,774</u>	<u>\$ 55,128,394</u>	<u>62%</u>	<u>\$ 51,912,906</u>	<u>62%</u>
<b>EXPENDITURES</b>					
Instruction	\$ 37,262,032	\$ 15,863,876	43%	\$ 15,235,807	44%
Research	1,043,287	434,817	42%	386,658	33%
Public service	4,101,583	1,715,249	42%	1,778,441	44%
Academic support	3,563,637	1,652,130	46%	1,630,548	46%
Library	2,833,874	1,703,336	60%	1,634,714	58%
Student services	7,518,869	3,662,099	49%	3,498,233	49%
Institutional support	12,282,065	5,088,437	41%	4,632,012	40%
Operation and maintenance of plant	10,529,478	3,919,000	37%	4,131,279	42%
Scholarships	7,232,780	6,328,884	88%	5,913,606	93%
Total expenditures	<u>\$ 86,367,605</u>	<u>\$ 40,367,830</u>	<u>47%</u>	<u>\$ 38,841,298</u>	<u>48%</u>
<b>TRANSFERS IN (OUT) AND OTHER CHANGES</b>					
Mandatory transfers					
Consolidated educational bond sinking fund	\$ (1,164,000)	\$ (278,701)	N/A	\$ (300,692)	N/A
Loan fund match	(4,819)		N/A	-	N/A
Non-mandatory transfers					
Transfers to CERR	(980,000)	(354,773)	N/A	(164,776)	N/A
Transfers from CERR	220,000	465,839	N/A	875,452	N/A
Transfers to unexpended plant fund	(181,000)	(180,976)	N/A	(110,044)	N/A
Transfers from unexpended plant fund	-	-	N/A	-	N/A
Transfers to auxiliaries	-	-	N/A	(4,619)	N/A
Transfers from auxiliaries	77,320	81,070	N/A	77,320	N/A
Transfers from restricted fund	-	678	N/A	(1,349)	N/A
Transfers to retirement of indebtedness fund	(427,670)	(226,162)	N/A	(190,918)	N/A
Total transfers	<u>\$ (2,460,169)</u>	<u>\$ (493,025)</u>	<u>N/A</u>	<u>\$ 180,374</u>	<u>N/A</u>
Total expenditures and transfers	<u>\$ 88,827,774</u>	<u>\$ 40,860,855</u>	<u>46%</u>	<u>\$ 38,660,924</u>	<u>46%</u>
Net change in fund balance		<u>\$ 14,267,539</u>		<u>\$ 13,251,982</u>	

MURRAY STATE UNIVERSITY  
**CURRENT UNRESTRICTED FUNDS - AUXILIARIES**  
**UNAUDITED SCHEDULE OF REVENUES BY SOURCE, EXPENDITURES BY FUNCTION, AND OTHER CHANGES**  
For the Period July 1, 2000 through December 31, 2000  
With Comparative Figures for the Period Ended December 31, 1999

	2000-01			1999-00	
	Current Budget	Fiscal Year Actual	Actual % Budget	Fiscal Year Actual	Actual % Budget
<b>REVENUES</b>					
Food services	\$ 4,415,943	\$ 4,265,001	97%	\$ 3,803,202	82%
Housing services	6,418,511	5,691,076	89%	4,669,349	85%
Bookstore	3,686,097	2,049,432	56%	1,921,622	55%
Curris Center	45,780	11,647	25%	129,254	74%
University parking	403,155	411,967	102%	422,804	106%
Racer card administration	70,160	43,594	62%	38,603	52%
Vending and manual commissions	82,600	47,123	57%	56,659	69%
Prior year carryovers and encumbrances	1,079,322	-	N/A	-	N/A
Total revenues	<u>\$ 16,201,568</u>	<u>\$ 12,519,840</u>	<u>77%</u>	<u>\$ 11,041,493</u>	<u>72%</u>
<b>EXPENDITURES</b>					
Food services	\$ 4,039,472	\$ 1,807,193	45%	\$ 1,706,720	41%
Housing services	5,734,237	2,904,586	51%	2,400,514	46%
Bookstore	3,388,730	1,856,266	55%	1,713,722	53%
Curris Center	505,723	299,231	59%	319,206	51%
University parking	882,521	138,822	16%	121,808	17%
Racer card administration	74,540	32,853	44%	39,896	53%
Vending and manual commissions	269,808	56,498	21%	51,497	21%
Total expenditures	<u>\$ 14,895,031</u>	<u>\$ 7,095,449</u>	<u>48%</u>	<u>\$ 6,353,363</u>	<u>44%</u>
<b>TRANSFERS IN (OUT) AND OTHER CHANGES</b>					
Mandatory transfers					
Housing and dining bond sinking fund	\$ (1,229,217)	\$ (584,079)	N/A	\$ (345,382)	N/A
Non-mandatory transfers					
To unexpended plant fund	-	(35,076)	N/A	(70,000)	N/A
From renewal and replacement fund	-	3,500	N/A	-	N/A
Transfers from educational and general	-	-	N/A	4,619	N/A
Transfers to educational and general	(77,320)	(81,070)	N/A	(77,320)	N/A
Other changes	-	-	N/A	(361)	N/A
Total transfers and other changes	<u>\$ (1,306,537)</u>	<u>\$ (696,725)</u>	<u>N/A</u>	<u>\$ (488,444)</u>	<u>N/A</u>
Total expenditures, transfers and other changes	<u>\$ 16,201,568</u>	<u>\$ 7,792,174</u>	<u>48%</u>	<u>\$ 6,841,807</u>	<u>45%</u>
Net change in fund balance		<u>\$ 4,727,666</u>		<u>\$ 4,199,686</u>	

MURRAY STATE UNIVERSITY  
CURRENT UNRESTRICTED FUNDS - AUXILIARIES  
UNAUDITED SCHEDULE OF REVENUES, EXPENDITURES, AND OTHER CHANGES BY UNIT  
For the Period July 1, 2000 through December 31, 2000  
With Comparative Figures for the Period Ended December 31, 1999

	Food Services	Housing Services	Bookstore	Curris Center	University Parking	Racer Card Administration	Vending and Manual Commissions	Prior Year Carryovers & Encumbrances	Total
<b>2000-01</b>									
<b>REVENUES</b>									
Current Budget	\$ 4,415,943	\$ 6,418,511	\$ 3,686,097	\$ 45,780	\$ 403,155	\$ 70,160	\$ 82,600	\$ 1,079,322	\$ 16,201,568
Fiscal Year Actual	4,265,001	5,691,076	2,049,432	11,647	411,967	43,594	47,123	-	12,519,840
Actual % Budget	97%	89%	56%	25%	102%	62%	57%	N/A	77%
<b>DISBURSEMENTS</b>									
Current Budget	\$ 4,039,472	\$ 5,734,237	\$ 3,388,730	\$ 505,723	\$ 882,521	\$ 74,540	\$ 269,808	\$ -	\$ 14,895,031
Fiscal Year Actual	1,807,193	2,904,586	1,856,266	299,231	138,822	32,853	56,498	-	7,095,449
Actual % Budget	45%	51%	55%	59%	16%	44%	21%	N/A	48%
<b>TRANSFERS IN (OUT) AND OTHER CHANGES</b>									
	\$ (38,354)	\$ (545,725)	\$ (77,320)	\$ (250)	\$ (35,076)	\$ -	\$ -	\$ -	\$ (696,725)
<b>NET CHANGE IN FUND BALANCE</b>	<u>\$ 2,419,454</u>	<u>\$ 2,240,765</u>	<u>\$ 115,846</u>	<u>\$ (287,834)</u>	<u>\$ 238,069</u>	<u>\$ 10,741</u>	<u>\$ (9,375)</u>	<u>\$ -</u>	<u>\$ 4,727,666</u>
<b>1999-00</b>									
<b>REVENUES</b>									
Current Budget	\$ 4,611,854	\$ 5,498,240	\$ 3,508,097	\$ 174,560	\$ 399,601	\$ 73,695	\$ 82,600	\$ 916,858	\$ 15,265,505
Fiscal Year Actual	3,803,202	4,669,349	1,921,622	129,254	422,804	38,603	56,659	-	11,041,493
Actual % Budget	82%	85%	55%	74%	106%	52%	69%	N/A	72%
<b>DISBURSEMENTS</b>									
Current Budget	\$ 4,162,968	\$ 5,228,968	\$ 3,237,511	\$ 630,919	\$ 692,294	\$ 74,756	\$ 243,610	\$ -	\$ 14,271,026
Fiscal Year Actual	1,706,720	2,400,514	1,713,722	319,206	121,808	39,896	51,497	-	6,353,363
Actual % Budget	41%	46%	53%	51%	17%	53%	21%	N/A	44%
<b>TRANSFERS IN (OUT) AND OTHER CHANGES</b>									
	\$ (46,828)	\$ (368,554)	\$ (72,701)	\$ -	\$ -	\$ -	\$ -	\$ (361.00)	\$ (488,444)
<b>NET CHANGE IN FUND BALANCE</b>	<u>\$ 2,049,654</u>	<u>\$ 1,900,281</u>	<u>\$ 135,199</u>	<u>\$ (189,952)</u>	<u>\$ 300,996</u>	<u>\$ (1,293)</u>	<u>\$ 5,162</u>	<u>\$ -</u>	<u>\$ 4,199,686</u>
<b>2000-01 INCREASE (DECREASE) IN FUND BALANCE</b>									
	<u>\$ 369,800</u>	<u>\$ 340,484</u>	<u>\$ (19,353)</u>	<u>\$ (97,882)</u>	<u>\$ (62,927)</u>	<u>\$ 12,034</u>	<u>\$ (14,537)</u>	<u>\$ -</u>	<u>\$ 527,980</u>



**MURRAY STATE UNIVERSITY**  
**CURRENT RESTRICTED FUNDS**  
**UNAUDITED SCHEDULE OF REVENUES BY SOURCE, EXPENDITURES BY FUNCTION, AND OTHER CHANGES**  
For the Period July 1, 2000 through December 31, 2000  
With Comparative Figures for the Period Ended December 31, 1999

	2000-01			1999-00	
	Current Budget	Fiscal Year Actual	Actual % Budget	Fiscal Year Actual	Actual % Budget
<b>Revenues</b>					
Federal funds					
Pell	\$ 2,390,579	\$ 2,352,530	98%	\$ 2,178,751	107%
SEOG	320,522	170,325	53%	141,410	44%
Workstudy	470,124	166,243	35%	178,236	38%
Grants and contracts	3,360,758	1,648,475	49%	1,300,712	44%
Total federal funds	<u>\$ 6,541,983</u>	<u>\$ 4,337,573</u>	<u>66%</u>	<u>\$ 3,799,109</u>	<u>66%</u>
State grants and contracts	3,595,402	2,526,271	70%	2,279,550	74%
Other grants and contracts	724,647	416,871	58%	264,627	28%
Total revenues	<u>\$ 10,862,032</u>	<u>\$ 7,280,715</u>	<u>67%</u>	<u>\$ 6,343,286</u>	<u>65%</u>
<b>Expenditures</b>					
Educational and general					
Instruction	\$ 4,657,012	\$ 2,229,998	48%	\$ 1,745,527	38%
Research	995,874	645,708	65%	531,048	112%
Public service	609,760	241,505	40%	250,290	59%
Library	19,784	19,784	100%	21,125	100%
Academic support	132,494	199,757	151%	140,205	32%
Student services	632,894	395,004	62%	248,334	47%
Institutional support	20,351	20,351	100%	23,256	100%
Operation and maintenance of plant	26,000	-	0%	2,359	0%
Scholarship and financial aid	3,749,808	3,510,153	94%	3,224,964	101%
Total educational and general	<u>\$ 10,843,977</u>	<u>\$ 7,262,260</u>	<u>67%</u>	<u>\$ 6,187,108</u>	<u>64%</u>
Auxiliary enterprises	<u>\$ 18,055</u>	<u>\$ 18,055</u>	<u>100%</u>	<u>\$ 21,127</u>	<u>100%</u>
Total expenditures	<u>\$ 10,862,032</u>	<u>\$ 7,280,315</u>	<u>67%</u>	<u>\$ 6,208,235</u>	<u>64%</u>
<b>TRANSFERS IN (OUT) AND OTHER CHANGES</b>					
Non-mandatory transfers					
(To) from unexpended plant fund	\$ -	\$ 278	N/A	\$ (136,400)	N/A
(To) from current unrestricted fund	-	(678)	N/A	1,349	N/A
Total transfers and other changes	<u>\$ -</u>	<u>\$ (400)</u>	<u>N/A</u>	<u>\$ (135,051)</u>	<u>N/A</u>
Total expenditures, transfers and other changes	<u>\$ 10,862,032</u>	<u>\$ 7,280,715</u>	<u>67%</u>	<u>\$ 6,343,286</u>	<u>65%</u>
Net change in fund balance		<u>\$ -</u>		<u>\$ -</u>	

**MURRAY STATE UNIVERSITY**  
**CURRENT UNRESTRICTED FUNDS**  
**UNAUDITED SCHEDULE OF REVENUES**  
For the Period July 1, 2000 through December 31, 2000  
With Comparative Figures for the Period Ended December 31, 1999

	2000-01	1999-00
<b>EDUCATIONAL AND GENERAL</b>		
Tuition and fees:		
Fall tuition	\$ 12,443,899	\$ 11,433,184
Spring tuition	10,205,092	9,327,854
Summer II tuition	790,681	653,953
Summer I tuition	8,008	27,712
Miscellaneous tuition	1,070	957
Student activity fees	-	1,782,949
Mandatory student fees	2,657,722	-
Other fees	377,371	923,080
Total tuition and fees	<u>\$ 26,483,843</u>	<u>\$ 24,149,689</u>
State appropriations	\$ 25,290,200	\$ 24,763,200
Total state appropriations	<u>\$ 25,290,200</u>	<u>\$ 24,763,200</u>
Indirect cost reimbursements:		
Federal and state indirect cost reimbursements	\$ (1,282)	\$ 79,821
Other indirect cost reimbursements	-	-
Total indirect cost reimbursements	<u>\$ (1,282)</u>	<u>\$ 79,821</u>
Sales and services of educational departments:		
Administrative Services copy account	\$ 685	\$ 2,075
Archeology service center	-	-
Art auction	5,799	5,185
Art cash sales	21,284	18,750
Breathitt veterinary center	99,311	85,165
Chemical services	10	-
Child development center	963	13,102
Clinical services	-	7,077
Environmental education workshop	2,760	4,598
Fall business education conference	960	780
Hancock biological station	6,129	4,332
Home economic travel study tour	-	-
Hong Kong MBA	61,000	90,484
Institute for International Studies	344,051	213,640
Journalism and mass communication	-	57
Journalism workshop	-	26
Kentucky Institute for International Studies (KIIS)	520,353	447,418
Keyboard recruiting	122	-
MARC service center	3,120	1,368
MSU News	49,298	28,790
MSU x-ray lab	-	-
News bureau photography	-	-
Office systems and business education copy account	338	1,013
Psychology center	533	533
Public relations book marketing	205	275
Recording studio	145	204
Recruitment and retention	-	-
Regional Special Events Center	41,988	52,715
Shield yearbook	43,042	50,434

**MURRAY STATE UNIVERSITY  
CURRENT UNRESTRICTED FUNDS  
UNAUDITED SCHEDULE OF REVENUES**

For the Period July 1, 2000 through December 31, 2000  
With Comparative Figures for the Period Ended December 31, 1999

	2000-01	1999-00
<b>Sales and services of educational departments (cont'd):</b>		
Special education clinic	7,949	-
Student life improvement project	-	-
University farms	57,114	69,791
University theater	7,476	9,943
Waterfield center	-	-
Well water testing	1,970	3,148
Total sales and services of educational departments	\$ 1,276,605	\$ 1,110,903
<b>Other Sources:</b>		
Academic computing	\$ 517	\$ 1,456
Agriculture technology	-	-
Athena festival	2,577	-
Athletics	269,731	297,900
Athletics - concessions	11,000	(47,580)
Athletics - guarantees	72,500	225,000
Athletics - NCAA	64,488	423
Athletics - OVC tournaments	-	-
Athletics - programs	-	-
Athletic camps -		
Baseball	1,970	3,280
Football	150	-
Golf	-	-
Mens' basketball	600	150
Soccer	8,900	3,245
Tennis	3,150	625
Volleyball	-	-
Womens' basketball	-	-
Distance runners	5,680	-
Bad debt expense recovery	10,917	17,603
Campus lights	150	-
Campus recreation	440	-
Celebrate women	-	-
Center for economic education	-	186
Center for education, finance, and law	-	-
Central stores	600	142
Chemistry breakage fees	3,304	1,921
Consolidated educational revenue interest	605,678	275,083
Continuing educations programs -		
Art workshops	-	-
Arts and humanities summer institute	-	-
Bluegrass state skills program	-	232
Computer camp	1,125	-
Conferences and workshops	75,131	78,515
Elderhostel programs	-	35,446
Lifelong learning	-	5,326
Music workshops	-	-
Paducah computer mania camp	-	-
Paducah creativity	780	(390)
Robotics camp	-	-

MURRAY STATE UNIVERSITY  
CURRENT UNRESTRICTED FUNDS  
UNAUDITED SCHEDULE OF REVENUES

For the Period July 1, 2000 through December 31, 2000  
With Comparative Figures for the Period Ended December 31, 1999

	2000-01	1999-00
Other Sources (cont'd):		
Super Saturdays	3,870	3,255
Young authors camp	-	115
Fixed price contract residuals	-	46,915
Clara Eagle Gallery	-	943
Career services	10,540	6,639
Counseling and testing center	7,070	8,468
Delinquent account collection fees	36,738	13,369
Engineering institute	-	30,000
Environmental consortium of mid-america	-	1,000
Festival of champions	16,255	42,036
Forensics team	-	53
Graphic arts technology	3,221	1,907
Hazardous materials training	26,045	19,113
Insurance reimbursement	-	-
International student orientation	-	1,622
Intramural sports	4,546	5,006
KY Law Enforcement Found. Program Fund (KLEFPF)	10,583	12,059
Library - copy service	16,912	21,930
Library - fines	11	6,444
Library - inter library loan	263	444
Library - other	7,869	4,262
Madrigal dinner	6,221	7,630
Meal management luncheons	1,158	840
Music recital	357	686
MTV campus invasion	-	33,830
National student exchange	300	100
Nursing continuing education	-	-
Operating fund interest	256,960	223,286
Other	46,437	36,880
Perkins loan recovery	2,031	2,062
Post office box rental	1,405	2,980
Post office contract	3,333	3,333
Printing	16,894	17,247
Quad state band festival	12,652	20,717
Recycling program	3,005	1,062
Regensburg exchange	98,906	82,192
Regional high school tournaments - boys'	-	-
Regional high school tournaments - girls'	-	-
Facility rentals	20,208	10,245
Rodeo	8,811	2
Sale of surplus property	3,067	36,238
Senior breakfast	320	212
Sinbad event	42,250	-
Special education technology center	-	97
String prep program	5,282	3,086
Student government association	84,599	16,381
Student support for learning disabilities	23,200	20,490
Summer challenge	345	-
Summer orientation	19,018	21,195

MURRAY STATE UNIVERSITY  
 CURRENT UNRESTRICTED FUNDS  
 UNAUDITED SCHEDULE OF REVENUES  
 For the Period July 1, 2000 through December 31, 2000  
 With Comparative Figures for the Period Ended December 31, 1999

	2000-01	1999-00
Other Sources (cont'd):		
Technology center	4,717	230
Telecommunications commission	50,836	52,510
TSM conference	-	7,380
Welcome back program	926	232
West Kentucky environmental education consortium	3,928	-
West Kentucky livestock and exposition center	32,542	35,234
Wickliffe Mounds gift shop	2,875	3,170
Wickliffe Mounds research center	10,912	14,746
WKMS radio station	19,368	27,965
WQTV television station	12,854	2,892
Total other sources	<u>\$ 2,079,028</u>	<u>\$ 1,809,293</u>
Total educational and general	<u>\$ 55,128,394</u>	<u>\$ 51,912,906</u>
 AUXILIARY ENTERPRISES		
Food services	\$ 4,265,001	\$ 3,803,202
Housing services	5,691,076	4,669,349
Bookstore	2,049,432	1,921,622
Curris center	11,647	129,254
University parking - fines	99,165	107,635
University parking - permits	303,940	308,535
University parking - other	8,862	6,634
Racer card administration	43,594	38,603
Vending and manual commissions	47,123	56,659
Total auxiliary enterprises	<u>\$ 12,519,840</u>	<u>\$ 11,041,493</u>
 Total revenues	<u>\$ 67,648,234</u>	<u>\$ 62,954,399</u>

MURRAY STATE UNIVERSITY  
PLANT FUNDS  
UNAUDITED BALANCE SHEET  
As of December 31, 2000  
With Comparative Figures as of December 31, 1999

	2000-01					1999-00
	Unexpended Plant	Renewal And Replacement	Retirement Of Indebtedness	Investment In Plant	Total	
<b>ASSETS</b>						
Cash and cash equivalents	\$ 2,848,973	\$ 542,095	\$ 808,667	\$ -	\$ 4,199,735	\$ 14,720,814
Investments	-	881,408	3,265,083	-	4,146,491	5,147,043
Interest receivable	52,363	16,851	31,117	-	100,331	342,194
Discount on bonds	42,080	-	-	359,114	401,194	490,311
Due from other funds	6,035,033	790,287	-	-	6,825,320	11,135,753
Assets held by Foundation	-	-	-	592,278	592,278	592,278
Property, plant and equipment	-	-	-	215,763,028	215,763,028	205,362,437
<b>Total assets</b>	<b>\$ 8,978,449</b>	<b>\$ 2,230,641</b>	<b>\$ 4,104,867</b>	<b>\$ 216,714,420</b>	<b>\$ 232,028,377</b>	<b>\$ 237,790,830</b>
<b>LIABILITIES AND FUND BALANCE</b>						
<b>Liabilities:</b>						
Due to other funds	\$ 4,991,038	\$ 1,025,727	\$ -	\$ -	\$ 6,016,765	\$ 10,085,031
Notes payable	-	-	-	330,868	330,868	320,384
Bonds payable	1,929,017	-	-	19,897,983	21,827,000	24,577,000
Obligations capital leases	-	-	-	2,184,996	2,184,996	2,264,563
Other obligations	-	-	-	1,372,053	1,372,053	1,285,356
<b>Total liabilities</b>	<b>\$ 6,920,055</b>	<b>\$ 1,025,727</b>	<b>\$ -</b>	<b>\$ 23,785,900</b>	<b>\$ 31,731,682</b>	<b>\$ 38,532,334</b>
<b>Fund Balance:</b>						
Beginning fund balance - July 1	\$ 2,865,050	\$ 2,344,393	\$ 4,511,077	\$ 187,830,573	\$ 197,551,093	\$ 191,852,079
Additions/(deductions) - YTD	(806,656)	(1,139,479)	(406,210)	5,097,947	2,749,102	7,406,417
<b>Total fund balance</b>	<b>\$ 2,058,394</b>	<b>\$ 1,204,914</b>	<b>\$ 4,104,867</b>	<b>\$ 192,928,520</b>	<b>\$ 200,296,695</b>	<b>\$ 199,258,496</b>
<b>Total liabilities and fund balance</b>	<b>\$ 8,978,449</b>	<b>\$ 2,230,641</b>	<b>\$ 4,104,867</b>	<b>\$ 216,714,420</b>	<b>\$ 232,028,377</b>	<b>\$ 237,790,830</b>

**MURRAY STATE UNIVERSITY**  
**PLANT FUNDS**  
**UNAUDITED STATEMENT OF CHANGES IN FUND BALANCE**  
For the Period July 1, 2000 through December 31, 2000  
With Comparative Figures for the Period Ended December 31, 1999

	2000-01					1999-00
	Unexpended Plant	Renewal and Replacement	Retirement of Indebtedness	Investment in Plant	Total	
<b>REVENUES AND ADDITIONS:</b>						
Buildings	\$ -	\$ -	\$ -	\$ 205,855	\$ 205,855	\$ 479,632
Campus network	-	-	-	-	-	-
Construction in progress	-	-	-	2,137,768	2,137,768	2,754,518
Equipment	-	-	-	2,051,306	2,051,306	1,349,662
Improvements other than buildings	-	-	-	306,243	306,243	-
Land	-	-	-	-	-	73,615
Library books	-	-	-	999,811	999,811	940,035
Donated assets	-	-	-	-	-	545,000
Retirement of indebtedness	-	-	-	1,003,735	1,003,735	747,546
Reduction in lease obligations	-	-	-	-	-	-
Interest income	91,030	74,379	138,135	-	303,544	362,586
Realized gain (loss) on investments	-	-	1,629	-	1,629	(306)
Unrealized gain (loss) on investments	-	1,221	-	-	1,221	(5,033)
Proceeds from Bonds	-	-	-	-	-	6,650,000
Proceeds from debt issued	475,000	-	-	-	475,000	-
State funds	2,532,000	-	-	-	2,532,000	180,000
Private funds	10,808	-	-	-	10,808	-
Other additions	-	-	-	-	-	-
<b>Total revenues and additions</b>	<b>\$ 3,108,838</b>	<b>\$ 75,600</b>	<b>\$ 139,764</b>	<b>\$ 6,704,718</b>	<b>\$ 10,028,920</b>	<b>\$ 14,077,255</b>
<b>EXPENDITURES AND DEDUCTIONS:</b>						
Buildings	\$ -	\$ -	\$ -	\$ 90,000	\$ 90,000	\$ -
Construction in progress	5,230,568	-	-	517,114	5,747,682	5,108,716
Equipment	-	-	-	187,003	187,003	728,530
Library books	-	-	-	312,654	312,654	17,703
Other assets (leases)	-	-	-	-	-	-
Retirement of indebtedness	-	-	1,003,734	-	1,003,734	713,121
Interest on indebtedness	-	-	342,022	-	342,022	396,967
Increase in lease obligations	-	-	-	-	-	-
New bond/note indebtedness	-	-	-	500,000	500,000	148,561
Bond discount amortization	-	-	-	-	-	-
Other deductions	-	1,213	289,160	-	290,373	-
<b>Total expenditures and deductions</b>	<b>\$ 5,230,568</b>	<b>\$ 1,213</b>	<b>\$ 1,634,916</b>	<b>\$ 1,606,771</b>	<b>\$ 8,473,468</b>	<b>\$ 7,113,598</b>
<b>TRANSFERS AMONG FUNDS:</b>						
<b>Mandatory:</b>						
Bond principal and interest	\$ -	\$ -	\$ 862,780	\$ -	\$ 862,780	\$ 646,074
<b>Non-mandatory:</b>						
Transfer from current unrestricted to unexpended plant fund	180,976	-	-	-	180,976	110,044
Transfer from unexpended plant to current restricted fund	(278)	-	-	-	(278)	136,400
Transfer from current unrestricted to retirement of indebtedness fund	-	-	226,162	-	226,162	190,918
Transfer from unrestricted current to renewal and replacement fund	-	354,773	-	-	354,773	164,776
Transfer from renewal and replacement to current unrestricted fund	-	(465,839)	-	-	(465,839)	(875,452)
Transfer from renewal and replacement to auxiliary	-	(3,500)	-	-	-	-
Transfer from auxiliary to unexpended plant fund	35,076	-	-	-	35,076	70,000
Transfer to unexpended plant from renewal and replacement fund	1,099,300	(1,099,300)	-	-	-	-
<b>Total transfers</b>	<b>\$ 1,315,074</b>	<b>\$ (1,213,866)</b>	<b>\$ 1,088,942</b>	<b>\$ -</b>	<b>\$ 1,193,650</b>	<b>\$ 442,760</b>
<b>Net increase(decrease) - YTD</b>	<b>\$ (806,656)</b>	<b>\$ (1,139,479)</b>	<b>\$ (406,210)</b>	<b>\$ 5,097,947</b>	<b>\$ 2,749,102</b>	<b>\$ 7,406,417</b>
<b>Fund balance - beginning July 1</b>	<b>\$ 2,865,050</b>	<b>\$ 2,344,393</b>	<b>\$ 4,511,077</b>	<b>\$ 187,830,573</b>	<b>\$ 197,551,093</b>	<b>\$ 191,852,079</b>
<b>Fund balance - ending December 31</b>	<b>\$ 2,058,394</b>	<b>\$ 1,204,914</b>	<b>\$ 4,104,867</b>	<b>\$ 192,928,520</b>	<b>\$ 200,300,195</b>	<b>\$ 199,258,496</b>

**MURRAY STATE UNIVERSITY**  
**PLANT FUNDS**  
**UNAUDITED UNEXPENDED REVENUES AND EXPENDITURES**  
For the Period July 1, 2000 through December 31, 2000

	Revised Budget	Fiscal Year To Date	Project Year To Date	Encumbrances	Balance Available
<b>REVENUES</b>					
Revenue bond proceeds	\$ 17,407,966	\$ -	\$ 7,182,281	\$ -	\$ 10,225,685
Local funds	6,446,860	-	5,632,683	-	814,177
Interest income	927,860	91,030	853,409	-	74,451
Other state funds	14,374,367	2,532,000	15,168,395	-	(794,028)
Federal funds	1,131,720	-	995,320	-	136,400
Private funds	1,862,408	10,808	853,409	-	1,008,999
Debt proceeds	475,000	475,000	475,000	-	-
Other	16,181	-	16,582	-	(401)
<b>Total revenues</b>	<b>\$ 42,642,362</b>	<b>\$ 3,108,838</b>	<b>\$ 31,177,079</b>	<b>\$ -</b>	<b>\$ 11,465,283</b>
<b>EXPENDITURES</b>					
Architect & engineering fees	\$ 3,159,724	\$ (75,973)	\$ 2,372,409	\$ 154,879	\$ 632,436
General construction	35,416,244	4,925,502	19,529,231	14,204,615	1,682,398
Movable equipment/furniture	2,092,540	308,519	1,213,490	37,491	841,559
Land/right of way	1,544,460	35,000	2,029,639	-	(485,179)
Legal & administrative costs	92,981	-	81,017	8,315	3,649
Capital lease	-	-	483,339	-	(483,339)
Miscellaneous expense	19,424	-	50,249	-	(30,825)
Agency labor	39,770	34,005	79,919	-	(40,149)
Agency materials	249,350	3,515	198,097	-	51,253
Transfer from CERR	(1,111,656)	(1,099,300)	(1,157,656)	-	46,000
Arbitrage rebate transfer	-	-	163,249	-	(163,249)
Contingency	1,588,069	-	-	-	1,588,069
Transfer from current funds	(448,544)	(215,774)	(1,024,666)	-	576,122
<b>Total expenditures</b>	<b>\$ 42,642,362</b>	<b>\$ 3,915,494</b>	<b>\$ 24,018,317</b>	<b>\$ 14,405,300</b>	<b>\$ 4,218,745</b>
<b>Net increase (decrease)</b>	<b>\$ -</b>	<b>\$ (806,656)</b>	<b>\$ 7,158,762</b>	<b>\$ (14,405,300)</b>	<b>\$ 7,246,538</b>



MURRAY STATE UNIVERSITY  
PLANT FUNDS  
UNAUDITED SCHEDULE OF UNEXPENDED REVENUES AND EXPENDITURES BY PROJECT

For the Period July 1, 2000 through December 31, 2000

		Allotments			Expenditures			Outstanding	Balance
		Prior to July 1, 2000	Received 2000-01	Total	Prior to July 1, 2000	Expenditures 2000-01	Total	Encumbrances	12/31/00
00131	Land acquisitions	\$ 1,379,890	\$ -	\$ 1,379,890	\$ 1,372,746	\$ -	\$ 1,372,746	\$ -	\$ 7,144
00400	Con ed series G bonds clearing	-	-	-	83,542	-	83,542	-	(83,542)
00410	National Boy Scout Museum phase IV	36,814	-	36,814	36,814	-	36,814	-	-
00500	Project 48 bonds clearing	-	-	-	172,368	-	172,368	-	(172,368)
00600	Project 50 bonds clearing	26,020	-	26,020	26,020	-	26,020	-	-
00626	E and G fire horn upgrade	33,500	-	33,500	17,496	3,439	20,935	-	12,565
00706	Equine Instruction Facility	575,000	-	575,000	572,265	-	572,265	-	2,735
00717	Fine Arts fire damage cleanup	1,530,000	-	1,530,000	1,521,511	-	1,521,511	8,315	174
00725	Blackburn Science research modernization	2,221,883	-	2,221,883	2,107,339	-	2,107,339	-	114,544
00727	Parking lot modifications 16th and Hamilton	123,464	-	123,464	123,464	-	123,464	-	-
00728	Winslow Cafeteria renovation	750,000	-	750,000	746,310	-	746,310	-	3,690
00732	Doyle Fine Arts elevator renovation	221,150	-	221,150	219,405	-	219,405	-	1,745
00800	Project 57 bonds clearing	-	-	-	(16,124)	-	(16,124)	-	16,124
00810	Campus backbone network	400,000	-	400,000	400,000	-	400,000	-	-
00818	E and G smoke detectors	321,000	-	321,000	215,938	-	215,938	-	105,062
00821	High voltage oil switch	690,000	-	690,000	680,280	-	680,280	2,797	6,923
00850	Fine Arts equipment and furnishings	155,868	-	155,868	139,386	-	139,386	-	16,482
00851	Curris Center roof renovations	5,000	-	5,000	1,526	-	1,526	-	3,474
00853	Stewart Stadium elevator renovation	132,700	-	132,700	128,458	-	128,458	-	4,242
00854	Elizabeth College elevator renovation	77,000	-	77,000	71,871	-	71,871	-	5,129
00856	Expo Center replace boiler	148,700	-	148,700	145,303	-	145,303	-	3,397
00857	Expo Center exterior trim	147,000	-	147,000	131,903	-	131,903	-	15,097
00858	Pogue Library skylight retrofit	2,630	-	2,630	2,630	-	2,630	-	-
00860	West farm fence	37,600	-	37,600	37,322	278	37,600	-	-
00863	E and G repair/replace fire doors	35,000	-	35,000	20,193	2,496	22,689	-	12,311
00866	BVC HVAC repair modification	25,335	-	25,335	25,335	-	25,335	-	-
00868	Elizabeth College replace fire alarm	115,110	-	115,110	113,858	-	113,858	-	1,252
00869	Curris Center UST removal/replacement	25,000	-	25,000	10,130	-	10,130	-	14,870
00930	Pullen Farm Greenhouse	257,205	-	257,205	255,930	1,275	257,205	-	-
00931	Hester College fire alarm	112,003	-	112,003	86,319	-	86,319	24,222	1,462
01001	Central Plant chiller	891,106	-	891,106	891,106	-	891,106	-	-
01002	Business Building north elevator	394,818	-	394,818	221,799	87,225	309,024	-	85,794
01003	North farm organic pasteurization plant	350,000	-	350,000	354,402	-	354,402	-	(4,402)
01004	Doyle Fine Arts improvement	50,000	-	50,000	-	-	-	-	50,000
01005	Stewart Stadium gate	150,000	-	150,000	31,722	68,909	100,631	27,720	21,649
01007	BVC parking lot repair	100,000	-	100,000	-	45,608	45,608	17,090	37,302
01008	Carmen Pavillion upgrade	700,064	-	700,064	700,189	-	700,189	-	(125)

MURRAY STATE UNIVERSITY  
PLANT FUNDS  
UNAUDITED SCHEDULE OF UNEXPENDED REVENUES AND EXPENDITURES BY PROJECT

For the Period July 1, 2000 through December 31, 2000

		Allotments			Expenditures			Outstanding Encumbrances	Balance 12/31/00
		Prior to July 1, 2000	Received 2000-01	Total	Prior to July 1, 2000	Expenditures 2000-01	Total		
01009	Special Education building addition	7,184,000	-	7,184,000	328,434	528,839	857,273	5,123,649	1,203,078
01012	Various buildings -firetruck setup pads	14,300	-	14,300	9,870	-	9,870	-	4,430
01013	CVU LAN project	2,084	-	2,084	2,084	-	2,084	-	-
01014	CVU ATM upgrade	562,407	-	562,407	557,141	-	557,141	5,418	(152)
01015	CVU student access	45,509	-	45,509	45,509	-	45,509	-	-
01016	CVU/CVL endeavor	140,500	-	140,500	170,914	-	170,914	5,625	(36,039)
01017	CVU KTLN upgrade	140,000	-	140,000	77,333	31,266	108,599	3,639	27,762
01018	Academic buildings sprinklers	1,370,209	-	1,370,209	76,495	352,707	429,202	930,501	10,506
01019	Carr Health renovations	2,000,000	-	2,000,000	83,286	106,615	189,901	1,736,323	73,776
01020	Business Building 1st floor entrance	1,000,000	-	1,000,000	199,438	92,697	292,135	881,820	(173,955)
01021	Hopkinsville Extended Campus	6,650,000	-	6,650,000	987,620	741,634	1,729,254	4,596,768	323,978
01022	Sparks Hall elevator	254,871	-	254,871	206,449	29,025	235,474	22,030	(2,633)
01023	Crisp Center lease	-	-	-	483,339	(179,976)	303,363	-	(303,363)
01024	Chemistry lab equipment	47,594	-	47,594	47,594	-	47,594	-	-
01025	New Fine Arts emergency generators	6,000	-	6,000	5,575	-	5,575	-	425
01026	Stewart Stadium restroom floors	37,356	-	37,356	37,356	-	37,356	-	-
01027	Cutchin drain repairs	133,828	-	133,828	43,735	86,052	129,787	15,425	(11,384)
01028	Hancock glasshouse	183,000	-	183,000	183,595	6,327	189,922	-	(8,922)
01029	Motor pool tank	8,000	-	8,000	7,906	-	7,906	-	94
01030	Woods Hall electrical renovation	192,566	-	192,566	15,180	136,926	152,106	41,710	(1,250)
01031	Wilson Hall roof repair	93,000	-	93,000	41,478	51,137	92,615	-	385
01032	Woods Hall roof repair	146,681	-	146,681	9,728	99,987	109,715	12,749	24,217
01033	Hydromechanical lab	55,900	-	55,900	15,144	14,201	29,345	975	25,580
01034	Applied Science heating renovation	184,683	-	184,683	14,940	105,155	120,095	64,554	34
01035	Central Plant water loop repair	10,863	100,000	110,863	11,265	(75,920)	(64,655)	150,261	25,257
01036	Industrial Education renovation	180,219	-	180,219	(20)	166,396	166,376	20,699	(6,856)
01037	Blackburn equipment upgrade	23,623	-	23,623	-	87,082	87,082	714	(64,173)
01038	Faculty Hall exterior update	71,504	-	71,504	(33)	73,443	73,410	-	(1,906)
01039	Ordway Hall HVAC renovation	13,974	-	13,974	701	13,281	13,982	-	(8)
01040	Pogue Library lobby/coat room renovation	172,418	-	172,418	24,746	142,536	167,282	34,536	(29,400)
01041	Facilities Management shed replacement	16,400	-	16,400	90	17,192	17,282	-	(882)
01042	Pogue Library modification	16,062	-	16,062	16,062	-	16,062	-	-
01044	General Services building ramp	41,183	-	41,183	9,784	32,889	42,673	-	(1,490)
01045	Mason Hall upgrades	36,294	-	36,294	8,679	24,774	33,453	4,533	(1,692)
01046	Wells Hall improvements	18,718	-	18,718	178	27,477	27,655	4,145	(13,082)
01047	Howton Ag building wall removal	66	-	66	66	-	66	-	-
01048	Expo Center fence replacement	128,915	-	128,915	35,805	103,147	138,952	-	(10,037)

MURRAY STATE UNIVERSITY  
PLANT FUNDS  
UNAUDITED SCHEDULE OF UNEXPENDED REVENUES AND EXPENDITURES BY PROJECT  
For the Period July 1, 2000 through December 31, 2000

		Allotments			Expenditures			Outstanding Encumbrances	Balance 12/31/00
		Prior to July 1, 2000	Received 2000-01	Total	Prior to July 1, 2000	Expenditures 2000-01	Total		
01049	Westside Baptist Church demolition	122,000	-	122,000	3	51,911	51,914	10,755	59,331
01051	1603 Ryan property	49,500	-	49,500	49,563	(63)	49,500	-	-
01052	Hart/Hester Colleges exterior paint	-	-	-	-	(105,683)	(105,683)	105,731	(48)
01054	Alumni/Development/Visitors building	-	-	-	-	(260,108)	(260,108)	-	260,108
01055	Central Plant boiler	-	5,000	5,000	-	3,445	3,445	-	1,555
01056	New Science Complex	-	-	-	-	9,769	9,769	-	(9,769)
01057	Applied Science elevator	-	144,500	144,500	-	(144,500)	(144,500)	-	289,000
01058	Curris Center elevator	-	-	-	-	(150,000)	(150,000)	-	150,000
01059	Waterfield Library elevator	-	-	-	-	(60,900)	(60,900)	-	60,900
02003	Hart College elevator modification	316,057	-	316,057	170,067	117,127	287,194	28,998	(135)
02004	Hester College sprinkler	413,677	-	413,677	411,450	-	411,450	-	2,227
02005	White College sprinkler	248,636	-	248,636	223,639	23,197	246,836	-	1,800
02006	Regents College sprinkler	247,932	-	247,932	222,972	23,197	246,169	-	1,763
02007	Elizabeth College sprinkler	491,001	-	491,001	489,053	-	489,053	-	1,948
02008	Hart College sprinkler	470,071	-	470,071	422,847	44,576	467,423	-	2,648
02009	Residential colleges - security cameras	125,928	-	125,928	108,326	18,004	126,330	-	(402)
02010	Residential colleges - door closures	42,508	-	42,508	42,508	-	42,508	-	-
02011	White /Regents/Hart Coll fire alarm upgrade	484,736	-	484,736	353,680	-	353,680	117,170	13,886
02012	Elizabeth College windows	250,000	-	250,000	233,232	-	233,232	-	16,768
02013	Residential colleges - water heaters	50,730	-	50,730	50,730	-	50,730	-	-
02014	Stewart Stadium lots	139,000	-	139,000	139,000	-	139,000	-	-
02015	Sorority Suites parking lots	128,937	-	128,937	128,937	-	128,937	-	-
02016	White College elevator renovation	293,388	-	293,388	86,145	103,151	189,296	89,179	14,913
02017	Regents College elevator renovation	293,388	-	293,388	86,145	43,007	129,152	146,742	17,494
02018	Hester College elevator renovation	293,387	-	293,387	86,145	87,310	173,455	102,885	17,047
02019	Residential colleges - low-rise fire alarms	311,662	-	311,662	213,859	51,563	265,422	19,986	26,254
02020	Residential colleges - low-rise sprinklers	482,762	-	482,762	265,828	179,078	444,906	46,635	(8,779)
02021	Broach and Hamilton property	105,000	-	105,000	73,646	16,151	89,797	1,001	14,202
02022	Residential colleges - low-rise exterior painting	190,000	-	190,000	122,185	135,031	257,216	-	(67,216)
02023	Clark College exterior update	18,500	-	18,500	10,242	(82)	10,160	-	8,340
02024	Franklin/Richmond/Clark Colleges repairs	60,000	-	60,000	7,150	50,523	57,673	-	2,327
02025	Parking lot/KA house	130,993	-	130,993	130,993	-	130,993	-	-
02026	Oakhurst chimney repair	9,272	-	9,272	9,272	-	9,272	-	-
02027	Hart College water project	39,212	-	39,212	39,212	-	39,212	-	-
02028	Residential network installation	-	475,000	475,000	326,863	359,904	686,767	-	(211,767)
02029	Richmond College water line repair	399,000	-	399,000	132,715	256,925	389,640	-	9,360
02030	Residential network installation	-	-	-	-	38,842	38,842	-	(38,842)

MURRAY STATE UNIVERSITY

PLANT FUNDS

UNAUDITED SCHEDULE OF UNEXPENDED REVENUES AND EXPENDITURES BY PROJECT

For the Period July 1, 2000 through December 31, 2000

		Allotments		Expenditures			Outstanding Encumbrances	Balance 12/31/00
	Prior to July 1, 2000	Received 2000-01	Total	Prior to July 1, 2000	Expenditures 2000-01	Total		
02031 Winslow transformer replacement	13,690	10,808	24,498	-	-	-	-	24,498
02200 Housing & Dining series N clearing	-	-	-	60,194	-	60,194	-	(60,194)
02206 Deferred Maintenance 2000-02 clearing	-	2,282,500	2,282,500	-	-	-	-	2,282,500
	<u>\$ 39,624,554</u>	<u>\$ 3,017,808</u>	<u>\$ 42,642,362</u>	<u>\$ 20,102,823</u>	<u>\$ 3,915,494</u>	<u>\$ 24,018,317</u>	<u>\$ 14,405,300</u>	<u>\$ 4,218,745</u>

MURRAY STATE UNIVERSITY  
NOTES TO FINANCIAL REPORT  
For the Period July 1, 2000 through December 31, 2000

**Note 1. Summary of Significant Accounting Policies**

*Accounting Basis*

The annual financial statements of Murray State University are prepared on an accrual basis of accounting except for depreciation on physical plant and equipment.

Tuition and fee revenues for a semester are recognized upon recording the receivable, normally before or shortly after the semester begins. Revenues of summer school academic terms are reported in the fiscal year in which the programs predominately fall. Therefore, deferred tuition revenues are recorded for terms which have not begun at year-end. State appropriations revenues are recognized upon receipt.

Expenditures are generally recognized, for interim reporting, in the period expended rather than the period incurred. Some liability accounts on the Balance Sheet are not adjusted until year-end, at which time all expenditures are accrued.

*Fund Accounting*

To ensure observance of limitations and restrictions placed on the use of the resources available to the University, the accounts of the University are maintained in accordance with the principles of "fund accounting". This is the procedure by which resources for various activities are classified for accounting and reporting purposes into funds that are in accordance with activities or objectives specified.

Current funds are used primarily to account for the transactions affecting the general operation of the University. These resources are expendable for performing the primary and support objectives of the University. Restricted gifts, grants, appropriations, and other restricted resources are accounted for in the appropriate restricted funds.

All gains and losses arising from the sale, collection or other disposition of investments and other non-cash assets are accounted for in the funds which owned such assets. Ordinary income derived from investments, receivables, and the like is accounted for in the fund owning such assets.

**Note 2. Deposits and Investments**

The University currently uses commercial banks and the Commonwealth of Kentucky for its depositories. Deposits with commercial banks are covered by Federal depository insurance or collateral held by the bank in the University's name. At the state, the University's accounts are pooled with other agencies of the state. These state pooled deposits are substantially covered by Federal depository insurance or by collateral held by the state in the state's name. The investments of the University not held in the state investment pool are insured or registered, or are held by the University or by an agent in the University's name. Bond sinking fund investments, held by the trustee, are stated at market value.

MURRAY STATE UNIVERSITY  
NOTES TO FINANCIAL REPORT (cont'd)  
For the Period July 1, 2000 through December 31, 2000

**Note 3. Inventories**

Inventories are stated at the lower of cost, using first-in-first-out valuation, or market.

**Note 4. Murray State University Foundation, Inc.**

Murray State University Foundation, Inc. (the Foundation) is a Kentucky not-for-profit corporation formed to receive, invest, and expend funds for the enhancement and improvement of the University.

The Foundation prepares and issues its own financial statements.

**Note 5. Prior Year Carryovers and Encumbrances**

Budget revisions for Prior Year Carryovers and Prior Year Encumbrance Carryovers are based on actual balances brought forward to date from fiscal year 1999/00.

**Note 6. Tuition and Fees and Scholarships**

Incentive Grants of \$1,754,525 have been included as both tuition and as scholarship expenditures. The amounts are \$945,525 for Fall 2000 and \$809,000 for Spring 2001.

**Note 7. Unrestricted Expenditures**

In addition to expenditures, outstanding encumbrances as of December 31, 2000 are \$1,480,468 for Educational and General and \$186,972 for Auxiliary Enterprises.

**Note 8. Non-Mandatory Transfers from/(to) Plant Funds**


	Unrestricted Educational and General	Unrestricted Auxiliaries	Restricted Educational and General
I. Transfers from Consolidated Educational Renewal and Replacement Fund:			
a. 6/30/00 CERR balances in renovation accounts	\$ 430,839	\$ -	\$ -
b. Academic reorganization expenses	20,000	-	-
c. IT building fire alarm panel	11,000	-	-
d. Stewart Stadium soil removal	4,000	-	-
e. Curris Center 2nd floor storage	-	3,500	-
	<u>\$ 465,839</u>	<u>\$ 3,500</u>	<u>\$ -</u>

MURRAY STATE UNIVERSITY  
**NOTES TO FINANCIAL REPORT (cont'd)**  
For the Period July 1, 2000 through December 31, 2000

**Note 8. Non-Mandatory Transfers from/(to) Plant Funds (cont'd)**

	Unrestricted Educational and General	Unrestricted Auxiliaries	Restricted Educational and General
II. Transfers from (to) Consolidated Educational Renewal and Replacement Fund:			
a. Campus period lighting	\$ 65,000	\$ -	\$ -
b. Exterior brick repairs, various buildings	100,000	-	-
c. NMT of interest income	189,773	-	-
	<u>\$ 354,773</u>	<u>\$ -</u>	<u>\$ -</u>
III. Transfers to Unexpended Plant Fund:			
a. Crisp Center lease	\$ 179,976	\$ -	\$ -
b. Introduction to Bio Curriculum	1,000	-	-
c. 1609 1/2 Hamilton property	-	35,012	-
d. 1603 Ryan property	-	64	-
	<u>\$ 180,976</u>	<u>\$ 35,076</u>	<u>\$ -</u>
IV. Transfers to Retirement of Indebtedness Fund:			
Mandatory transfers:			
a. Housing and Dining bond payment	\$ -	\$ 584,079	\$ -
b. Con Ed building bond payment	278,701	-	-
	<u>\$ 278,701</u>	<u>\$ 584,079</u>	<u>\$ -</u>
Nonmandatory transfers:			
c. Retirement of indebtedness payments	\$ 226,162	\$ -	\$ -
	<u>\$ 226,162</u>	<u>\$ -</u>	<u>\$ -</u>

# Murray State University



FOR THE PERIOD

July 1, 2000 - December 31, 2000

Submitted to:

The President

&

Board of Regents

INVESTMENT REPORT





# Murray State University

Accounting and Financial Services  
200 Sparks Hall  
Murray, KY 42071-3312  
Phone (270) 762-4126 Fax (270) 762-3014

January 29, 2001

President Kern Alexander  
Members of the Board of Regents  
Murray, KY 42071

Attached is the Investment Report of Murray State University for the period July 1, 2000 through December 31, 2000.

<u>Contents</u>	<u>Page</u>
Summary of Investment Earnings by Fund.....	1
Summary of Investment Earnings by Fund and Fund Accounts.....	2
Schedules of Investment Activities.....	3-5
Notes to Investment Report.....	6-10

Thomas W. Denton  
Vice President for Finance and  
Administrative Services

ahs

**MURRAY STATE UNIVERSITY**  
**SUMMARY OF INVESTMENT EARNINGS BY FUND**  
For the Period July 1, 2000 through December 31, 2000

	<u>Current Funds</u>	<u>Endowment Funds</u>	<u>Plant Funds</u>	<u>Total</u>
Investment Earnings to Date	<u>\$ 934,007</u>	<u>\$ 120,508</u>	<u>\$ 303,544</u>	<u>1,358,059</u>
University Composite Interest Rates	<u>9.66%</u>	<u>8.96%</u>	<u>8.51%</u>	<u>9.34%</u>
Foundation Composite Interest Rates	<u>N/A</u>	<u>12.09%</u>	<u>N/A</u>	<u>12.09%</u>

**Note:**

The Composite Interest Rate for the Endowment Funds includes an effective yield from the MSU Foundation Investment Pool of 12.09%. This yield is based on the total market value of this pool during the second quarter of the fiscal year. This yield is calculated as the net of the realized yield of 3.28% and the unrealized yield of 8.81%.

**MURRAY STATE UNIVERSITY**  
**SUMMARY OF INVESTMENT EARNINGS**  
**BY FUND AND FUND ACCOUNTS**  
For the Period July 1, 2000 through December 31, 2000  
With Comparative Figures for Period Ended December 31, 1999

	Earnings To Date 2000-01	Earnings To Date 1999-00
<b>CURRENT FUNDS</b>		
Local Bank Accounts Interest (Union Planters Bank)	\$ 256,960	\$ 223,286
Consolidated Educational Revenue Fund (State Bond Pool)	605,678	275,083
Housing and Dining Revenue Fund (State Bond Pool)	71,369	59,234
Total Current Funds	<u>\$ 934,007</u>	<u>\$ 557,603</u>
<b>ENDOWMENT FUNDS</b>		
Endowed Chair for Ecosystems Studies	\$ 27,287	\$ 21,525
Regional University Endowment Trust	38,451	-
Smith Scholarship Endowment	32,382	33,082
Other Endowment Funds	22,388	21,846
Total Endowment Fund	<u>\$ 120,508</u>	<u>\$ 76,453</u>
<b>PLANT FUNDS</b>		
Consolidated Educational Renewal and Replacement (State Bond Pool)	\$ 47,684	\$ 43,250
Unexpended Plant (State Bond Pool)		
Series G Bonds - Consolidated Educational Bond Proceeds Pool	15,966	8,622
Series H Bonds - Consolidated Educational Bond Proceeds Pool	13	109
Series N Bonds - Housing and Dining Bond Proceeds Pool	75,051	112,854
Retirement of Indebtedness (Trustee-Chase Bank)		
Consolidated Educational Bond Reserve Sinking Fund	88,055	162,179
Consolidated Educational Series G Arbitrage Rebate Fund	12	10
Housing and Dining Bond Reserve Sinking Fund	50,068	17,996
Housing and Dining Repair and Maintenance Fund	26,695	17,566
Total Plant Funds	<u>\$ 303,544</u>	<u>\$ 362,586</u>

MURRAY STATE UNIVERSITY  
CURRENT FUNDS  
SCHEDULE OF INVESTMENT ACTIVITIES  
For the Period July 1, 2000 through December 31, 2000

Type of Investment	Maturity	Term	Days Interest Earned	Fiscal YTD Annualized Yield	Fiscal YTD Average Balance	2000-01 Earnings
<b>EDUCATIONAL AND GENERAL</b>						
<u>Interest on Local Bank Accounts (Note 4)</u>						
Union Planters Bank	12/31/00	continuous	365	6.893%	\$ 9,593,398	<u>\$ 256,960</u>
Total local bank accounts interest earnings to date						<u>\$ 256,960</u>
<u>Consolidated Educational Revenue Fund (State Bond Pool)</u>						
State Bond Pool	12/31/00	365 days	365	9.650%	\$ 17,107,785	<u>\$ 605,678</u>
Total Consolidated Educational Revenue Fund interest earnings to date						<u>\$ 605,678</u>
Total Current Funds Educational and General interest earnings to date						<u>\$ 862,638</u>
<b>AUXILIARY ENTERPRISES</b>						
<u>Housing and Dining Revenue Fund (State Bond Pool)</u>						
State Bond Pool	12/31/00	365 days	365	9.750%	\$ 2,145,468	<u>\$ 71,369</u>
Total Housing and Dining Revenue Fund interest earnings to date						<u>\$ 71,369</u>
Total Auxiliary Enterprises interest earnings to date						<u>\$ 71,369</u>
Total Current Funds interest earnings to date						<u>\$ 934,007</u>

**MURRAY STATE UNIVERSITY  
ENDOWMENT FUNDS  
SCHEDULE OF INVESTMENT ACTIVITIES**  
For the Period July 1, 2000 through December 31, 2000

Type of Investment	Maturity	Term	Days Interest Earned	Effective Yield	Market Value at 12/31/00	2000-01 Earnings
<b>ENDOWED CHAIR FOR ECOSYSTEMS STUDIES (Note 7)</b>						
Certificate of Deposit	11/29/00	365 days	182	5.700%	\$ -	4,790
Certificate of Deposit	11/24/00	365 days	177	6.000%	\$ -	7,388
Certificate of Deposit	11/29/00	365 days	182	6.110%	\$ -	7,495
State Bond Pool	365 days	365 days	184	9.650%	\$ 815,550	339
Foundation Investment Pool	06/30/01	365 days	184	12.090%	\$ 229,023	7,275
Total Endowed Chair interest earnings to date						<u>\$ 27,287</u>
<b>REGIONAL UNIVERSITY ENDOWMENT TRUST (Note 7)</b>						
Interest on Local Bank Account						
Union Planters Bank	12/31/00	365 days	various	6.893%	\$ -	\$ 4,536
Foundation Investment Pool	06/30/01	365 days	184	12.090%	\$ 3,915,562	33,915
Total Regional University Endowment Trust earnings to date						<u>\$ 38,451</u>
<b>SMITH SCHOLARSHIP ENDOWMENT (Note 7)</b>						
Foundation Investment Pool	06/30/01	365 days	184	12.090%	\$ 1,019,445	\$ 32,382
Total Smith Endowment earnings to date						<u>\$ 32,382</u>
<b>OTHER ENDOWMENT FUNDS</b>						
Interest on Local Bank Account						
Union Planters Bank	365 days	06/30/01	30 days	6.893%	\$ 100,000	\$ 503
Foundation Investment Pool	06/30/01	365 days	184	12.090%	\$ 695,876	\$ 21,885
Total Other Endowment Funds						<u>\$ 22,388</u>
Total Endowment Funds earnings to date						<u>\$ 120,508</u>

**MURRAY STATE UNIVERSITY  
PLANT FUNDS  
SCHEDULE OF INVESTMENT ACTIVITIES**  
For the Period July 1, 2000 through December 31, 2000

Type of Investment	Maturity	Term	Days Interest Earned	Fiscal YTD Annualized Yield	Fiscal YTD Average Balance	2000-01 Earnings
<b>CONSOLIDATED EDUCATIONAL RENEWAL AND REPLACEMENT (CERR)</b>						
State Bond Pool	12/31/00	365 days	184	8.460%	\$ 476,319	\$ 47,684
Total Consolidated Educational Renewal and Replacement interest earnings to date						<u>\$ 47,684</u>
<b>UNEXPENDED PLANT FUND</b>						
<u>Series G Bonds - Consolidated Educational Bond Proceeds Pool (Note 9)</u>						
State Bond Pool	12/31/00	365 days	184	9.380%	\$ 414,944	\$ 15,966
Total Series G interest earnings to date						<u>\$ 15,966</u>
<u>Series H Bonds - Consolidated Educational Bond Proceeds Pool (Note 10)</u>						
State Bond Pool	12/31/00	365 days	184	9.300%	\$ 325	\$ 13
Total Series H interest earnings to date						<u>\$ 13</u>
<u>Series N Bonds - Housing and Dining Proceeds Pool (Note 14)</u>						
State Bond Pool	12/31/00	365 days	184	8.920%	\$ 1,296,264	\$ 75,051
Total Series N interest earnings to date						<u>\$ 75,051</u>
Total Unexpended Plant Fund interest earnings to date						<u>\$ 91,030</u>
<b>RETIREMENT OF INDEBTEDNESS FUND - Invested by Trustee</b>						
<u>Consolidated Educational Bond Reserve Sinking Fund (Note 11)</u>				Yield to Maturity	Market Value at 12/31/00	
Money Market Securities	12/31/00	365 days	184	Various	\$ 2,012	\$ 1,530
Repurchase Agreement	07/01/04	10 years	184	6.500%	\$ 2,003,125	86,525
Total Consolidated Educational Bond Reserve Sinking Fund interest earnings to date						<u>\$ 88,055</u>
<u>Consolidated Educational Series G Arbitrage Rebate Fund</u>						
Money Market Securities	12/31/00	365 days	184	Various	\$ 418	\$ 12
Total Consolidated Educational Series G Arbitrage Fund interest earnings to date						<u>\$ 12</u>
<u>Housing and Dining Bond Reserve Sinking Fund (Note 12)</u>						
Chase managed account	12/31/00	365 days	184	Various	\$ 1,258,779	\$ 50,068
Total Housing and Dining Bond Reserve Sinking Fund interest earnings to date						<u>\$ 50,068</u>
<u>Housing and Dining Repair and Maintenance Reserve Fund (Note 13)</u>						
Chase managed account	12/31/00	365 days	184	Various	\$ 882,314	\$ 26,695
Total Housing and Dining Repair and Maintenance Reserve Fund interest earnings to date						<u>\$ 26,695</u>
Total Retirement of Indebtedness Fund interest earnings to date						<u>\$ 164,830</u>
Total Plant Funds interest earnings to date						<u>\$ 303,544</u>

**MURRAY STATE UNIVERSITY**  
**NOTES TO INVESTMENT REPORT**  
For the Period July 1, 2000 through December 31, 2000

**Note 1. BASIS OF REVENUE RECOGNITION**

Accrual basis accounting is used to recognize interest earnings on the Investment Report.

**Note 2. INVESTMENT POLICIES AND PROCEDURES**

**POLICIES**

Scope: This investment policy applies to activities of the University with regard to investing the financial assets of all funds, including those maintained by:

- I. the Commonwealth of Kentucky's treasury,
- II. local depositories, and
- III. external trustees and investment managers.

Written procedures will indicate which funds are covered under each of the previously mentioned investment structures.

Goals: Consistent with state statutes and administrative regulations, the goals of the University's investment program are:

- \* preservation and maintenance of the real purchasing power of the principal in the portfolios,
- \* maintenance of sufficient liquidity to meet normal and foreseeable expenditures, and
- \* attainment of the greatest possible dollar return to the University while observing statutory and policy constraints.

Investment Objective: The investment objective is to produce a yield that when compared to the current marketplace, would be described as competitive by investment managers.

Strategy: The University's investment strategy is designed to match the life of the assets with the date liability occurs.

Delegation of Authority:

General: The treasurer is responsible for investment decisions and activities, under the direction of the Board of Regents. The Treasurer shall develop and maintain written administrative procedures for the operation of the investment program, consistent with these policies. Such procedures shall include explicit delegation of authority to persons responsible for investment transactions. No person shall engage in an investment transaction except as provided under the terms of this policy and the procedures established by the Treasurer. The Treasurer shall be responsible for all transactions undertaken and shall establish a system of controls to regulate the activities of subordinate investment personnel.

Bond Funds: With regard to bond funds, the investment/reinvestment (on instruments authorized by the bond indenture and resolutions) by the trustee(s) shall be directed from time to time by the Treasurer.

Minimal Non-Cash Investment Transactions: In order to correct stock transfer errors or dispose of small non-cash investments, the Treasurer is authorized to sell or otherwise dispose of items less than \$25,000 without specific resolution from the Board of Regents.

**Note 2. INVESTMENT POLICIES AND PROCEDURES (cont.)**

**Reporting:** The Treasurer and the Vice President for Administrative Services shall submit quarterly investment reports to the President and Board of Regents. These reports will include investment data for investment securities held at the end of the reporting period.

**PROCEDURES**

Specific investment procedures are contained within the full "Investment Policies and Procedures" as approved by the Board of Regents on May 14, 1994.

**Note 3. DEPOSITS AND INVESTMENTS**

The University currently uses commercial banks and the Commonwealth of Kentucky for its depositories. Deposits with commercial banks are covered by Federal depository insurance or collateral held by the bank in the University's name. University funds deposited with the State Treasurer are pooled with funds from other state agencies. These state pooled deposits are substantially covered by federal depository insurance or by the collateral held by the bank in the state's name. The investments of the University not held by the state investment pool are insured, registered, or held by the University or by an agent of the University.

Below is a summary of the investments held by the University:

	12/31/2000 Carrying Amount	12/31/1999 Carrying Amount
U. S. Government Securities	\$ 4,146,648	\$ 4,754,938
Certificates of Deposit	-	802,362
Subtotal	\$ 4,146,648	\$ 5,557,300
Investment in State Investment Pool	21,481,674	25,568,029
MSU Foundation Pool	5,859,907	2,462,588
Total Investments	<u>\$ 31,488,229</u>	<u>\$ 33,587,917</u>

**Note 4. CURRENT FUNDS - LOCAL BANK ACCOUNT**

Effective June 1, 1997, the University entered into a new banking contract with Peoples First of Calloway County. Effective June 1, 1999, this contract was renewed with Union Planters Bank, with interest earnings based on 100% of the daily effective federal funds rate.

Interest earnings may be expended in Current Fund.

**Note 5. CONSOLIDATED EDUCATIONAL BUILDING AND REVENUE BOND FUND (CEBRB)**

This fund was created, as result of the trust indenture established when the first Consolidated Educational Building Revenue Bonds were sold in the 1960's, as a depository of tuition and fees in order to provide funds to service the principal and interest debt requirements of each series of aforementioned bonds. The fund also supports the Educational and General Funds operations.



**Note 5. CONSOLIDATED EDUCATIONAL BUILDING AND REVENUE BOND FUND (CEBRB) (cont.)**

The Commonwealth of Kentucky Office of Financial Management and Economic Analysis invests available funds of the CEBRB in the State's university investment pool.

All interest earnings are transferred to Consolidated Educational Renewal and Replacement (CERR) at the end of each quarter according to the Board's approval for renewal and replacement projects.

**Note 6. AUXILIARY FUNDS - HOUSING AND DINING REVENUE FUND**

This fund was created, as a result of the trust indenture established when the first Housing and Dining System Revenue Bonds were sold in the 1960's as a depository of all auxiliary income in order to provide funds to service the principal and interest debt requirement of each series of aforementioned bonds. The fund also supports the Auxiliary Fund operations.

**Note 7. ENDOWMENT FUND INVESTMENTS**

**ENDOWED CHAIR**

During 1987, the University was awarded \$500,000 by the Commonwealth of Kentucky for an Endowed Chair for Eco-Systems Studies. University discretion, within the Board Policy, is used to invest these funds. Ten percent of the total earnings are returned to the Endowment investment pool. Ninety percent of the earnings are transferred to the University's Restricted Fund (Endowed Chair Grant) for program expenditures.

**SMITH ENDOWMENT**

During the fourth quarter of fiscal year 1991-92 and the first three quarters of fiscal year 1992-93, the University received proceeds, in excess of \$750,000, from the Laura Smith estate for the Smith Endowment. The majority of the proceeds were deposited with the Murray State University Foundation for investment in the investment pool.

**REGIONAL UNIVERSITY ENDOWMENT TRUST**

As of December 31, 2000, the University has been awarded a total of \$3,710,000 by the Commonwealth of Kentucky for endowed faculty positions and scholarships. These funds were awarded based on the University meeting the matching requirement with private funds. The proceeds were deposited with the Murray State University Foundation for investment purposes. Earnings are transferred to the University's Restricted Fund for program expenditures.

**Note 8. CONSOLIDATED EDUCATIONAL RENEWAL AND REPLACEMENT (CERR)**

As established by the Board of Regents in March 1982, CERR provides a plant fund sub-group so that funds transferred from CEBRB could be accumulated for future projects of repair and renovation.

The University invests the proceeds in the same manner as CEBRB in Note 5.

Interest earnings remain within the fund for future projects.

**Note 9. UNEXPENDED PLANT FUNDS - SERIES G REVENUE BOND**

This capital construction clearing account holds the proceeds from the University's Series G bond sale until such time as they are needed for specific capital construction projects.

The University issued \$14,785,000 in Series G revenue bonds dated December 1, 1987. The proceeds are to be used to pay costs of repair, renovation, construction or addition to buildings on the campus of Murray State University that are and shall be a part of the Consolidated Educational Building Project. This project was established and created by the Board of Regents on April 20, 1961.

The University invests the proceeds in the same manner as CEBRB in Note 5.

Interest earnings on Series G can be spent on the Industry and Technology Building project or any other Educational and General project the Board and State approves.

**Note 10. UNEXPENDED PLANT FUNDS - SERIES H REVENUE BOND**

This capital construction clearing account holds the proceeds from the University's Series H bond sale until such time as they are needed for specific capital construction projects.

The University issued \$4,625,000 in Series H revenue bonds dated March 1, 1992. The proceeds are to be used to pay costs of repair, renovation, construction of addition to buildings on the campus of Murray State University that are and shall be a part of the Consolidated Educational Building Project. This project was established and created by the Board of Regents on April 20, 1961.

The Commonwealth of Kentucky invests the proceeds in a pooled account with other state agency bond proceeds.

Interest earnings on Series H can be spent on the renovation of the Old Fine Arts Building and the Underground Steam and Condensate Lines as approved by the Board and State.

**Note 11. RETIREMENT OF INDEBTEDNESS - CONSOLIDATED EDUCATIONAL SINKING FUND (CESF)**

This fund was created, as a result of the first trust indenture established when the Consolidated Educational Building and Revenue bonds were sold in the 1960's, to provide a sinking fund to pay debt principal and interest expense on all related CEBRB bonds. The amount of interest earned is part of the formula for annual funding of CERR projects. (See Note 5)

Interest earnings are used to reduce the amount of semi-annual debt service transferred from University Unrestricted Educational and General Fund to this sinking fund. Bond requirements mandate a minimum reserve of \$2,698,591.

**Note 12. RETIREMENT OF INDEBTEDNESS - HOUSING AND DINING SINKING FUND**

This fund was created, as a result of the trust indenture established when the first Housing and Dining System Revenue Bonds were sold in the 1960's, to provide a sinking fund to pay debt principal and interest expense on related Housing and Dining Revenue Bonds.

Interest earnings are retained in the fund for future use. Bond requirements mandate a minimum reserve of \$1,222,793.

**Note 13. HOUSING AND DINING REPAIR AND MAINTENANCE RESERVE FUND**

This fund was created, as a result of the establishment of the trust indenture in Note 5, to provide a fund to pay for extraordinary repairs, not paid from the Auxiliary Fund, to the Housing and Dining System buildings.

Interest earnings are retained in the fund for future use. The use is determined by Board of Regents resolution and the indentures. Current bond requirements mandate a minimum reserve of \$909,750.

**Note 14. UNEXPENDED PLANT FUNDS - SERIES N HOUSING AND DINING REVENUE BOND**

This capital construction clearing account holds the proceeds from the University's Series N bond sale until such time as they are needed for specific capital construction projects.

The University issued \$6,370,000 in Series N revenue bonds dated April 1, 1999. The proceeds are to be used to pay costs of certain fire safety and maintenance improvements to buildings on the campus of Murray State University that are and shall be a part of the Housing and Dining System. This system was established and created by the Board of Regents on September 1, 1965.

The Commonwealth of Kentucky invests the proceeds in a pooled account with other state agency bond proceeds.

Interest earnings on Series N can be spent on fire safety improvements and maintenance of certain housing facilities as approved by the Board and State.

Effective March 31, 2000, Chase Manhattan Bank (trustee) consolidated the Series N Reserve Sinking Fund into the Housing and Dining Bond Reserve Sinking Fund, eliminating the need for separate reserve accounts.

MURRAY STATE UNIVERSITY SALARY ROSTER

AS OF

JANUARY 1, 2001

Effective Date of Information

January 1, 2001

This report includes information on regular, full-time and part-time employees. It has been prepared from Human Resources' records as of the effective date of the report.

This information is a matter of public record. However, to protect the individual and the individual's right of privacy, it is requested that you do not share or display publicly this information.

# EXPLANATION OF CODES

## TYPE

### Code

1  
2

### Type of Employment

Full-time  
Part-time

## PERIOD

### Code

1-12

### Number of Months Employed in a Fiscal Year

1 - 12 months

## TERMINATION

### Code

1  
2  
3  
4  
5  
6  
7  
8  
9

### Reason for Termination

Resigned  
Retirement  
Discharged  
Quit without notice  
Termination of contract  
Termination of temporary employment  
Termination of grant  
Reduction in force  
Death

ALPHABETICAL LISTING OF EMPLOYEES  
AS OF JANUARY 1, 2001

LAST NAME	FIRST NAME	POSITION TITLE	DEPARTMENT NAME	DATE EMPLOYED	TYPE PERIOD	ANNUAL SALARY
ABDULKERIM	FATUMA	BOOKKEEPER I	KY INSTITUTE INT'L STUDIES	19991001	1 12	15420
ACKERMAN	MICHAEL	ASSISTANT PROFESSOR	MATHEMATICS & STATISTICS	20000801	1 10	39000
ADAMS	ANNE	PROJECT FACILITATOR	CE FRYSC PROJECT	19970121	1 12	45856
ADAMS	BONNIE	DEPARTMENT SECRETARY II	WELLNESS & THERAPEUTIC SCI	19780616	1 11	19570
ADAMS	LORETTA	WORKER SERVING LINE	FOOD SERVICE	19951030	1 09	11275
ADAMS	RHONDA	COOK	FOOD SERVICE	19990731	1 09	10772
ADAMS	SUSAN	LIBRARY ASSISTANT II	LIBRARY	19830502	1 12	25185
ADAMS	TAMMY	CLERK TYPIST II	ADMISSIONS & REGISTRAR	19990722	1 12	13291
ADDINGTON	BRIAN	PATROL SERGEANT	PUBLIC SAFETY	19950318	1 12	27138
ADDISON	KYLE	PATROL OFFICER	PUBLIC SAFETY	20000503	1 12	23218
AGUIAR	SARAH	ASSISTANT PROFESSOR	ENGLISH & PHILOSOPHY	19950801	1 10	40248
ALBERT	LARRY	ENGINEER STUDIO	IA WQTV	19851001	1 12	43474
ALDERDICE	NANCY	LECTURER	MGT, MKT & BUS ADMIN	19890801	1 10	34818
ALDERSON	CAROLYN	TECHNICIAN ASST AGR LAB	BVC VIROLOGY	19780410	1 12	29864
ALEXANDER	BARBARA	CLERK MAIL	POSTAL SERVICES	19811130	1 12	19045
ALEXANDER	GEORGE	BUILDING SERVICES TECH FMLA	FOOD SERVICE	19990701	1 09	10192
ALEXANDER	SARAH	ADMINISTRATIVE SECRETARY I	SCHOOL OF AGRICULTURE	19930308	1 12	22956
ALEXANDER JR	SAMUEL	PRESIDENT & UNIV DIST PROF	PRESIDENT'S OFFICE	19940701	1 12	167600
ALLBRITTEN	WILLIAM	DIRECTOR & PROFESSOR	COUNSELING/WOM CTR/ACAD ENH	19750701	1 12	59895
ALLEN	GAYLE	ADMINISTRATIVE SECRETARY I	STUDENT SUPP FOR LEARN DISAB	19970303	1 12	15596
ALMQUIST	BRADLEY	ASSOCIATE PROFESSOR/DIR CHOR	MUSIC	19920803	1 10	48566
ANDERSON	ELIZABETH	SPECIALIST COLLECTIONS	BURSAR'S OFFICE	19971103	1 12	15954
ANDERSON	GRACE	ADMINISTRATIVE SECRETARY II	RESIDENCE LIFE/HOUSING	19990405	1 12	15127
ANDERSON	HARVEY	CLERK MAIL/CARRIER	POSTAL SERVICES	19990816	1 12	13328
ANDERSON	JEFFREY	CHAIR & PROFESSOR	CHEMISTRY	19830801	1 12	81634
ANDERSON	LARRY	ASSISTANT DIRECTOR	FM ENV SAFETY & HEALTH	19790924	1 12	51337
ANDERSON	PHYLLIS	BOOKKEEPER/SECRETARY	FM TRANSPORTATION SERVICES	19941212	1 12	15596

ALPHABETICAL LISTING OF EMPLOYEES  
AS OF JANUARY 1, 2001

LAST NAME	FIRST NAME	POSITION TITLE	DEPARTMENT NAME	DATE EMPLOYED	TYPE PERIOD	ANNUAL SALARY
ANDERSON	TERRY	ELECTRICIAN B	FM BLDG & EQUIP MAINT	19980718	1 12	19003
ANDERSON	TEVESTER	COACH HEAD	AD MEN'S BASKETBALL	19950701	1 12	71400
ANDERSON	THAYLE	PROFESSOR	ENGLISH & PHILOSOPHY	19700901	1 10	52922
ARMSTRONG	EDWARD	ASSISTANT PROFESSOR	SOCIOLOGY PROGRAM	20000801	1 10	35000
ARMSTRONG	TIMOTHY	SERVICEMAN B	FM BLDG & EQUIP MAINT	19940718	1 12	20747
ARNOLD	CHARLES	BUILDING SERVICES TECHNICIAN	CURRIS CENTER OPERATIONS	20000705	1 12	12883
ARNOLD JR	JOHN	BUILDING SERVICES TECHNICIAN	FM BUILDING SERVICES	19990215	1 12	13394
ASSAD	JOANNA	OPERATOR COMMUNICATIONS	PUBLIC SAFETY	20000807	1 12	16955
ATIEH	BASSAM	ASSOCIATE PROFESSOR	OCCUPATIONAL SAFETY & HEALTH	19910101	1 10	65172
ATNIP	ANDREA	SLIDE LIBRARIAN/GALLERY ASST	ART	19960117	1 12	16087
AUER	THOMAS	PROFESSOR	IND & ENGR TECHNOLOGY	19860101	2 10	40000
BABCOCK	PAM	CONSULTANT PARENT	KY EARLY INTERV SERV TAT	20000905	2 12	8291
BABCOCK	SQUIRE	ASSOCIATE PROFESSOR/RC HEAD	ENGLISH & PHILOSOPHY	19920801	1 10	49767
BACHMAN	BECKEE	ESL INSTRUCTOR	ESL PROGRAM	19960815	1 10	26955
BAILEY	ADA	LABORATORY AIDE	BVC ADMIN SERV	19921123	1 12	13977
BAILEY	DORTHA	LIBRARY ASSISTANT II	LIBRARY	19850819	1 12	25259
BAILEY	ERNIE	ASST PROF/ARCHVST/POGUE COLL	LIBRARY	19710816	1 12	41205
BAILEY	JEANNENE	BUILDING SERVICES TECHNICIAN	BVC ADMIN SERV	19950807	1 12	13649
BAILEY	LAUREL	CLERK LIBRARY	LIBRARY	19790701	1 12	19076
BAILEY	SHARION	ADMINISTRATIVE ASSISTANT	VP FIN & ADMIN SERVICES	19820315	1 12	34402
BALLARD	MARK	PROGRAMMER ANALYST	IS ADMIN COMPUTING	19990501	1 12	33520
BALTHROP	DAVID	CHAIR & ASSOCIATE PROFESSOR	THEATRE & DANCE	19930801	1 12	55169
BARBORKA	FRANK	GROUNDSKEEPER II	FM GROUNDS MAINTENANCE	19940207	1 12	16876
BARBORKA	LAUREL	GROUNDSKEEPER	FM GROUNDS MAINTENANCE	19970728	1 12	14301
BARNES	ANTHONY	ASSOCIATE DIRECTOR	FM BLDG & EQUIP MAINT	19970401	1 12	56151
BARNETT	JAMES	INSTRUMENT MAKER	COLLEGE OF SCI & ENG TECH	19920810	1 12	36504
BARNETT	SHIRLEY	BUILDING SERVICES TECHNICIAN	FM BUILDING SERVICES	20000306	1 12	13145

ALPHABETICAL LISTING OF EMPLOYEES  
AS OF JANUARY 1, 2001

LAST NAME	FIRST NAME	POSITION TITLE	DEPARTMENT NAME	DATE EMPLOYED	TYPE PERIOD	ANNUAL SALARY
BARRETT	LORI	NEWS DIRECTOR	1A WKMS-FM RADIO	19960410	1 12	26190
BARRON	ANTHONY	CLERK SENIOR ACCOUNTING	ACCOUNTING & FINANCIAL SVS	20000619	1 12	17152
BARROW	DOROTHY	UNIVERSITY BUDGET ANALYST	BUDGET OFFICE	19710517	1 12	32122
BARTLETT	MARY	ADMINISTRATIVE SECRETARY III	ACCOUNTING & FINANCIAL SVS	19760719	1 12	23459
BARTNIK	LINDA	COORDINATOR	INSTITUTE FOR INTL STUDIES	19910801	1 12	28754
BARTON	BETTY	ADMINISTRATIVE SECRETARY II	COLLEGE OF HLTH SCI & HUM SV	19880815	1 12	18464
BARTON	RUFUS	PROFESSOR	MGT, MKT & BUS ADMIN	19680901	1 10	63333
BASILE	MICHAEL	DIRECTOR	INSTITUTE FOR INTL STU/ELI	19980701	1 12	77008
BATES	KAREN	ASSOCIATE PROFESSOR	MUSIC	19780801	1 10	49397
BATTS JR	ROBERT	TECH COORD & ASSOC PROFESSOR	COMP SCI & INFO SYSTEMS/TSM	19750801	1 12	83389
BAURER	JAMES	DIR STUDENT LIFE & CURRIS CT	CURRIS CENTER ADMINISTRATION	19811214	1 12	67174
BAURER	PHYLLIS	PROGRAMMER ANALYST SENIOR	IS ADMIN COMPUTING	19770110	1 12	43336
BAUST	JOSEPH	PROFESSOR & DIR ENV ED CTR	EARLY CHILDHOOD/ELEM EDU/EEC	19780801	1 10	55292
BEAHAN	CHARLOTTE	PROFESSOR	HISTORY	19800801	1 10	54733
BEANE	ALLAN	PROFESSOR	ADOL, CAREER & SPEC EDU	19771031	1 10	61644
BEANE	LENNIS	PLASTERER/PAINTER	FM BLDG & EQUIP MAINT	19970721	1 12	21072
BEANE	LINDA	ADMINISTRATIVE SECRETARY III	COLLEGE OF EDUCATION	19821020	1 12	22617
BEASLEY	TROY	PROFESSOR	HISTORY	19650901	1 10	57535
BEAVER	JEANNE	ASSISTANT PROFESSOR	ART	19990801	1 10	36863
BEBBER	CAROLYN	COOK	FOOD SERVICE	19790813	1 09	14793
BECK	LAURI	DEPARTMENT SECRETARY I	ENGLISH & PHILOSOPHY	20000412	1 12	13060
BEGLEY	THOMAS	ASSOCIATE PROFESSOR	OCCUPATIONAL SAFETY & HEALTH	19760801	1 10	50650
BELCHER	MARTHA	COOK	FOOD SERVICE	19780814	1 09	15075
BELL	MARILYN	BOOKKEEPER II	UNIVERSITY STORE	19880229	1 12	22775
BELL	STACY	CLERK UNDERGRADUATE ADMISSIO	ADMISSIONS & REGISTRAR	19980713	1 12	16778
BELL	WAYNE	PROFESSOR	MATHEMATICS & STATISTICS	19760801	1 10	58030
BELUE	TED	LECTURER SENIOR	HISTORY	19940801	1 10	34416



ALPHABETICAL LISTING OF EMPLOYEES  
AS OF JANUARY 1, 2001

LAST NAME	FIRST NAME	POSITION TITLE	DEPARTMENT NAME	DATE EMPLOYED	TYPE PERIOD	ANNUAL SALARY
BENDEL	RAYMOND	BUILDING SERVICES TECHNICIAN	FM BUILDING SERVICES	20000605	1 12	12883
BENEFIEL	PAULA	HOUSEKEEPER	FM BUILDING SERVICES	20000918	1 12	15660
BENNETT	DONALD	CHAIR & PROFESSOR	MATHEMATICS & STATISTICS	19700901	1 12	81424
BENNETT	JENNIFER	MANAGER NIGHT/WEEKEND	UNIVERSITY STORE	19961201	1 12	23048
BENRITER	WILLIAM	DIRECTOR	FOOD SERVICE	19880601	1 12	55018
BENSON	BRENDA	DEPARTMENT SECRETARY II	IND & ENGR TECHNOLOGY	19780622	1 12	23179
BENSON	JAMES	ASSOCIATE PROFESSOR	IND & ENGR TECHNOLOGY	19910101	1 10	66840
BENSON	JANE	SYSTEMS ANALYST/GIS SPECIAL	CENTER OF EXCELLENCE	19930615	1 12	24769
BENTON	TERRI	MANAGER CC FOOD SERV/CATER	FOOD SERVICE	19870801	1 12	39101
BERNARD	TRACEY	ASSISTANT PROFESSOR	OCCUPATIONAL SAFETY & HEALTH	19950101	1 10	47913
BEYER	LOUIS	PROFESSOR	PHYSICS & ENGINEERING	19670115	2 10	34919
BICKETT	DANA	EDITORIAL ASSISTANT	IA OFFICE OF PUBLICATIONS	19991023	1 12	15958
BINFIELD	KEVIN	ASSOCIATE PROFESSOR	ENGLISH & PHILOSOPHY	19970801	1 10	41747
BIRDWELL	MICHAEL	COORDINATOR MICRO SUPPORT	IS NETWORK & MICRO SERVICES	19950821	1 12	33478
BISHOP	STEVE	PROFESSOR	ART	19790801	1 10	54099
BLACK	LINDA	BAKER	FOOD SERVICE	19871101	1 09	14101
BLACK	MARY	TECHNICIAN BINDERY	LIBRARY	19811026	1 12	17946
BLACK	MICHAEL	OPERATOR B	FM BLDG & EQUIP MAINT	19980908	1 12	19487
BLACK	RANDALL	PROFESSOR	MUSIC	19860801	1 10	55279
BLACKBURN	DAVID	DIRECTOR	PROCUREMENT	19840716	1 12	50957
BLAKELY	RITA	ADMIN SEC/FINANCIAL AID ASST	STUDENT FINANCIAL AID	19780816	1 12	24669
BLALOCK	RICHARD	PHYSICIAN TEAM	AD ATHLETIC DIRECTOR	19880815	2 12	1729
BLODGETT	ELIZABETH	DEAN & PROFESSOR	COLLEGE OF HLTH SCI & HUM SV	19770801	1 12	90410
BLOHM	KATHRYN	OPERATOR DATA ENTRY	IA OFFICE OF DEVELOPMENT	19991116	1 12	13060
BOAZ	MARY	COORD ACAD & STUDENT SVCS	CE PADUCAH CAMPUS	19881201	1 12	41139
BODEVIN	LEON	ASSISTANT PROFESSOR	MODERN LANGUAGES	19990801	1 10	36750
BOGAL-ALLBRITTE	ROSEMARIE	CHAIR & PROFESSOR	SOCIAL WORK, CRIM JUS & GTY	19770801	1 12	77671

ALPHABETICAL LISTING OF EMPLOYEES  
AS OF JANUARY 1, 2001

LAST NAME	FIRST NAME	POSITION TITLE	DEPARTMENT NAME	DATE EMPLOYED	TYPE PERIOD	ANNUAL SALARY
BOGARD	CATHERINE	MERCHANDISER ART	UNIVERSITY STORE	19990726	1 12	14049
BOGER	GEORGE	ASSISTANT PROFESSOR	COMP SCI & INFO SYSTEMS	20000801	1 10	65000
BOGGESS	JAMES	SERVICEMAN A	FM BLDG & EQUIP MAINT	19800602	1 12	34841
BOKENO	RALPH	ASSISTANT PROFESSOR	ORGANIZATIONAL COMMUNICATION	19950801	1 10	44235
BOLDT	MARGARET	ASSISTANT PROFESSOR	ACCOUNTING	19980801	1 10	66169
BOLIN	J	ASSOCIATE PROFESSOR	HISTORY	19960801	1 10	46039
BOLTER	WALTER	PROFESSOR	TELECOMM SYSTEMS MGT	19990329	1 12	120410
BONDS	BILLY	BUILDING SERVICES TECHNICIAN	FM HOUSING CUSTODIAL/MAINT	19870914	1 12	17146
BOOK	MELISSA	REPRESENTATIVE SITE	CE HENDERSON EXT CAMPUS	20001026	1 12	15664
BOONE	ANTHONY	COACH RESTRICTED DUTIES	AD MEN'S BASKETBALL	20000809	2 12	18000
BOOTH	JAMES	PROFESSOR REGENTS	ORGANIZATIONAL COMMUNICATION	19760801	1 10	91784
BOSSING	LEWIS	PROFESSOR	EARLY CHILDHOOD & ELEM EDU	19750801	2 10	8160
BOWMAN	KENNETH	ASSOCIATE PROFESSOR	AGRICULTURE	19950801	1 10	48053
BRADD	ALLEN	COACH ASSISTANT	AD MEN'S TRACK/CROSS COUNTRY	20000809	1 12	20099
BRADSHAW	KIMBERLY	ADMINISTRATIVE SECRETARY II	CAREER SERVICES	19960826	1 12	16376
BRAMLETT	ROBERT	SERVICEMAN A	FM BLDG & EQUIP MAINT	19740816	1 12	35507
BRANDON	GLENN	WORKER DISHROOM	FOOD SERVICE	20000909	1 09	9364
BRANDON	HOLLY	SECRETARY	AMERICAN HUMANICS	20000530	2 12	6963
BRANNEN	SALLY	LECTURER	ENGLISH & PHILOSOPHY	19910829	2 10	8733
BRANNON	TONY	PROFESSOR & COORD ACAD PROGS	AGRICULTURE	19880801	1 12	75332
BRASFIELD	DAVID	PROFESSOR	ECONOMICS & FINANCE	19860801	1 10	61863
BRAY	PATRICIA	DEPARTMENT SECRETARY II	MUSIC	19880808	1 12	18461
BRAZIL	DAWN	CLERK RESIDENTIAL COLLEGE	RESIDENTIAL COLLEGES	19970806	1 10	11762
BREWER	EDWARD	ASSISTANT PROFESSOR	ORGANIZATIONAL COMMUNICATION	20000801	1 10	42000
BREWER	JANET	CRD PUB SERV/HEAD REF/AST PR	LIBRARY	19910401	1 12	39034
BRIDGEMAN	DONALD	MOVER LEAD	FM GROUNDS MAINTENANCE	20000410	1 12	14867
BRITTON	DEBRA	SENIOR LABORATORY ASSISTANT	BVC TOXICOLOGY	20000701	1 12	20000

ALPHABETICAL LISTING OF EMPLOYEES  
AS OF JANUARY 1, 2001

LAST NAME	FIRST NAME	POSITION TITLE	DEPARTMENT NAME	DATE EMPLOYED	TYPE PERIOD	ANNUAL SALARY
BROCKWAY	ELIZABETH	LECTURER SENIOR	THEATRE & DANCE	20000801	2 10	18000
BROCKWAY	GARY	PROVOST & VP ACAD AFF/PROF	PROVOST/VP ACADEMIC AFFAIRS	19760801	1 12	125000
BROOKHISER	JUDY	DEAN ASST & ASST PROFESSOR	WELLNESS & THERAPEUTIC SCI	19900101	1 12	68379
BROUGHTON	JAMES	CHAIR & ASSOCIATE PROFESSOR	WELLNESS & THERAPEUTIC SCI	19890801	1 12	69071
BROWN	BARRY	LECTURER	ECONOMICS & FINANCE	19910801	1 10	44068
BROWN	DANNY	CHAIR INTERIM & ASSOC PROF	ADOL, CAREER & SPEC EDU	19940801	1 12	58425
BROWN	JAMES	LECTURER ADJ/MGR OPP	AGRICULTURE	19990412	1 12	26250
BROWN	MARGARET	CHAIR & ASSOC PROFESSOR	MODERN LANGUAGES	19900710	1 12	65000
BROWN	SCOTT	MICROBIOLOGIST I	BVC DNA DIAGNOSTICS	19981116	1 12	26438
BROWN	STEPHEN	PROFESSOR	MUSIC	19820801	1 10	58589
BROWN	SUSAN	AUDIOLOGIST CLINIC/LECTURER	WELLNESS & THERAPEUTIC SCI	19950801	1 12	43626
BROWN III	OGDEN	ASSOCIATE PROFESSOR	ENGLISH & PHILOSOPHY	19910725	1 10	54834
BRUBAKER	ELIZABETH	COORDINATOR LAB SAFETY/WASTE	CHEMISTRY	19930801	1 12	41168
BRYAN JR	PHILLIP	DEAN ADMISSIONS & REGISTRAR	ADMISSIONS & REGISTRAR	19740501	1 12	82326
BUCHAR	JOAN	COORDINATOR EDUCATION	CE AREA HEALTH EDUCATION CTR	19990501	1 12	38480
BUCKINGHAM	ROBERT	DIRECTOR REGIONAL DEVELOPMEN	CE CENTER FOR CONTINUING ED	19910102	1 10	61918
BUCKNER JR	LESTER	LABORATORY ASSISTANT SENIOR	BVC KYDA BVC OPERATIONS	19951023	1 12	23308
BUCY	MICHAEL	COORDINATOR MATERIALS CONT	FM FACILITIES MGT ADM	19860217	1 12	27458
BUFFINGTON	KELLY	AGENT ASSISTANT PURCHASING	PROCUREMENT	19910401	1 12	19130
BUFFINGTON	MATTHEW	MANAGER BARN	AGRICULTURE	19960101	1 12	25890
BULLINGTON	STEVEN	WORKER UTILITY MAINTENANCE	BIOLOGICAL SCIENCES	19970515	1 12	18817
BURCHAM	KEVIN	OPERATOR MASTER CONTROL	IA WQTV/TSM	20001002	1 12	13060
BURGESS	SHANNA	SPECIALIST ACADEMIC	STUDENT SUPPORT SERVICES	20000101	1 12	23100
BURGESS	TERRY	COORDINATOR RES HALL SVCS	RESIDENCE LIFE/HOUSING	19951016	1 12	25140
BURKEEN	DEBORAH	WORKER SERVING LINE	FOOD SERVICE	19860825	1 09	14176
BURKEEN	NANCY	COOK	FOOD SERVICE	19991004	1 09	10791
BURKEEN	OLETA	ASSOCIATE PROFESSOR	NURSING	19770801	1 10	48948

ALPHABETICAL LISTING OF EMPLOYEES  
AS OF JANUARY 1, 2001

LAST NAME	FIRST NAME	POSITION TITLE	DEPARTMENT NAME	DATE EMPLOYED	TYPE PERIOD	ANNUAL SALARY
BURKEEN	RICHARD	PLUMBER A	FM BLDG & EQUIP MAINT	19960624	1 12	20675
BURNS	ROBERT	BUILDING SERVICES TECHNICIAN	FM BUILDING SERVICES	20000911	1 12	12883
BURTON	BILLIE	COORD COMM COLL/AD STU SPT	CE COMMUNITY COLLEGE	19790801	1 12	37054
BUSBY	MICHAEL	MANAGER SYSTEMS/PROGRAMMER	MID AMERICA REMOTE CENTER	19960901	1 12	32337
BUSHWAY	SHIRLEY	BUILDING SERVICES TECHNICIAN	FOOD SERVICE	19820816	1 09	13479
BUTTERWORTH	STACEY	CLERK III	ADMISSIONS & REGISTRAR	19991101	1 12	16163
BYERS	FAYE	LABORATORY ASSISTANT SENIOR	BVC VIROLOGY	19791105	1 12	24376
CAIN	JULIA	AGENT ASSISTANT PURCHASING	PROCUREMENT	19871005	1 12	21755
CAIN	SAMMY	BUILDING SERVICES TECHNICIAN	IA REGIONAL SPEC EVENTS CTR	20000214	1 09	9744
CALDWELL	DAVID	ACCOUNTANT/RACER FOUNDATION	AD RACER FOUNDATION	20000523	1 12	34000
CALL	WILLIAM	ASSOCIATE PROFESSOR	IND & ENGR TECHNOLOGY - TSM	19690701	1 10	52675
CAMERON	EILEEN	ADMINISTRATIVE SECRETARY I	NCATE/COLLEGE OF EDUCATION	20001002	2 12	9213
CAMPBELL	RICHARD	SUPERVISOR UTILITY MAINT	BVC ADMIN SERV	19861015	1 12	35615
CAMPBELL	SUSAN	ADMINISTRATIVE SECRETARY I	HUMAN RESOURCES	19971201	1 12	14872
CAMPOY	RENEE	ASSOCIATE PROFESSOR	ED STDS, LDRSHP & COUNSELING	19960801	1 10	43723
CANERDY	TERRY	ASSOCIATE PROFESSOR	ANIMAL HEALTH TECHNOLOGY	19840801	1 12	68458
CANNING	DAVID	ASSISTANT PROFESSOR	BIOLOGICAL SCIENCES	19960801	1 10	41814
CANTARELLA	ANTHONY	ASSISTANT PROFESSOR	COMP SCI & INFO SYSTEMS/TSM	20000101	1 10	64785
CARLTON	JOYCE	BUILDING SERVICES TECHNICIAN	FM BUILDING SERVICES	19800206	1 12	18686
CARPENTER	FLOYD	PROFESSOR	ACCOUNTING	19870801	1 10	78505
CARPENTER	STEPHANIE	ASSISTANT PROFESSOR	HISTORY	19980801	1 10	37232
CARSTENS	KENNETH	PROFESSOR	GEOSCIENCES	19780801	1 10	61598
CARTER	JAMES	VICE PRESIDENT	VP INSTITUTIONAL ADVANCEMENT	19960701	1 12	88000
CARTNER	MICHAEL	CENTER DIR/MANAGEMENT CONSUL	W KY SMALL BUSINESS DEV CENT	19851101	1 12	43207
CARTWRIGHT	JOSEPH	PROFESSOR	HISTORY	19700901	2 10	38519
CASH	JODY	PATROL OFFICER	PUBLIC SAFETY	20001218	1 12	22968
CAUTRELL	ANN	WORKER DISHROOM	FOOD SERVICE	20000909	1 09	9364

ALPHABETICAL LISTING OF EMPLOYEES  
AS OF JANUARY 1, 2001

LAST NAME	FIRST NAME	POSITION TITLE	DEPARTMENT NAME	DATE EMPLOYED	TYPE PERIOD	ANNUAL SALARY
CELLA	CHARLES	PROFESSOR/RC HEAD	ENGLISH & PHILOSOPHY	19680901	2 10	39468
CELLA	DORIS	LECTURER	CE COMMUNITY COLLEGE	19780701	2 10	15485
CETIN	HALUK	ASSISTANT PROFESSOR	GEOSCIENCES	19950801	1 10	43414
CHADWICK	LINDA	SECRETARY LEGAL	LEGAL SERVICES	19950503	1 12	24675
CHAMBERLAIN	DARNLEY	CHAIR & ASSOCIATE PROFESSOR	ACCOUNTING	19771215	1 12	95697
CHANEY	JOSEPH	LECTURER SENIOR	POLITICAL SCI/LEGAL STUDIES	19870801	1 10	45810
CHANEY	LYNDA	CLERK APPLICATION	STUDENT FINANCIAL AID	19991201	1 12	14426
CHERRY	RITA	ADMINISTRATIVE SECRETARY III	IA CAPITAL CAMPAIGN	20001016	1 12	15899
CHESTERFIELD	BEVERLY	CLERK STUDENT DATA	ADMISSIONS & REGISTRAR	19990419	1 12	15095
CHILES	JESSE	TECHNICIAN ELEVATOR MAINT A	FM BLDG & EQUIP MAINT	19940418	1 12	22073
CHOATE	ALVIN	INTERNAL AUDITOR	PRESIDENT'S OFFICE	19830307	1 12	44987
CIGNONI	DAVID	ESL INSTRUCTOR	ESL PROGRAM	19960815	1 10	27158
CLAIBORNE	DANIEL	CHAIR & ASSOCIATE PROFESSOR	IND & ENGR TECHNOLOGY	19850801	1 12	65470
CLARK	CECIL	OPERATOR COMMUNICATIONS	PUBLIC SAFETY	20000518	1 12	16955
CLARK	CINDY	CLERK RECEIVING	LIBRARY	19920217	1 12	14776
CLARK	LAURA	TECHNICIAN AGR LABORATORY	BVC VIROLOGY	19790801	1 12	31220
CLAYWELL	GINA	ASSOCIATE PROFESSOR	ENGLISH & PHILOSOPHY	19970801	1 10	45457
CLEMSON	CINDY	COORDINATOR SSLD PROGRAM	STUDENT SUPP FOR LEARN DISAB	19930801	1 11	34461
COBB	DONNA	CASHIER	FOOD SERVICE	19801023	1 09	16528
COBB	STEPHEN	CHAIR & PROFESSOR	PHYSICS & ENGINEERING	19880801	1 12	79479
COOY	MICHAEL	ASSISTANT PROFESSOR	ENGLISH & PHILOSOPHY	20000801	1 10	35000
COHEN	MICHAEL	PROFESSOR	ENGLISH & PHILOSOPHY	19760801	1 10	66610
COIL	DOLORES	BUILDING SERVICES TECHNICIAN	FM BUILDING SERVICES	20000605	1 12	12883
COLE	LIZZIE	OPERATOR PRINTING PRESS	IA PRINTING SERVICES	19820726	1 12	21467
COLE	MATTHEW	BIOLOGIST WILDLIFE	KY GAP PROJECT	19980901	1 12	28824
COLEMAN	CELIA	DEPARTMENT SECRETARY II	ED STDS, LDRSH & COUNSELING	19770817	1 12	27197
COLEMAN	CRYSTAL	LECTURER/DIRECTOR FORENSICS	ORGANIZATIONAL COMMUNICATION	19950801	1 10	35406

ALPHABETICAL LISTING OF EMPLOYEES  
AS OF JANUARY 1, 2001

LAST NAME	FIRST NAME	POSITION TITLE	DEPARTMENT NAME	DATE EMPLOYED	TYPE PERIOD	ANNUAL SALARY
COLEMAN	LYNDA	LECTURER	ENGLISH & PHILOSOPHY	19990801	2 10	8733
COLLINS	BETTY	LIBRARY ASSISTANT I	LIBRARY	19780508	1 12	19773
COLLINS	ELIZABETH	BAKER/CATERER	FOOD SERVICE	19920824	1 09	15564
COLLINS	WENDY	NURSE STAFF	HEALTH SERVICES	19960916	1 09	23814
CONKLIN	RAYMOND	PROFESSOR	MUSIC	19730801	1 10	60770
CONLEY	BARBARA	CLERK RECORDS	PUBLIC SAFETY/PARKING	19920817	1 12	14479
CONLEY	HARRY	PROFESSOR	CHEMISTRY	19680815	1 10	59470
COOK	CLOVER	BULK MAIL CLERK	POSTAL SERVICES	20010101	1 12	13823
COOK II	DONALD	ASST DIR/SCH REL/AFR-AM RECR	SCHOOL RELATIONS	19970902	1 12	30000
COOPER	GENEVA	ASSISTANT PROFESSOR	NURSING	19710801	1 10	42229
COOPER	JOAN	ADMINISTRATIVE CLERK III	FM FACILITIES MGT ADM	19810629	1 12	24085
COOPER	JOHN	OPERATOR A	FM BLDG & EQUIP MAINT	20000930	1 12	30715
COOPER	LLOYD	OPERATOR A	FM BLDG & EQUIP MAINT	19801110	1 12	29945
CORNELL	WILLIAM	MICROBIO IV & ASSOC PROF	BVC SEROLOGY	19680216	1 12	65046
CORNERS	JOEL	LECTURER	AGRICULTURE	19990801	1 12	25000
CORNWELL	BEATRICE	COORDINATOR SCHEDULING	CE PADUCAH CAMPUS	19961001	1 12	19903
COTTINGHAM	JEFFREY	COORDINATOR LIB TECH	LIBRARY	19960819	1 12	29301
COTTRELL	JUNE	DEPARTMENT SECRETARY I	ADOL, CAREER & SPEC EDU	19990215	1 12	13699
COURT	ERDICE	LECTURER/ADMIN ASST	CE COMMUNITY COLLEGE	19960102	1 12	31810
COURTER	JOAN	DEPARTMENT SECRETARY II	THEATRE & DANCE	19861006	1 12	20422
COURTRIGHT	RICHARD	COACH ASSISTANT	AD FOOTBALL	20000221	1 12	46920
COVINGTON	BARBARA	DEPARTMENT SECRETARY II	BIOLOGICAL SCIENCES	19990128	1 12	14324
COWEN	ARLEN	PLASTERER/PAINTER	FM BLDG & EQUIP MAINT	19970407	1 12	21753
COWEN	GARY	PLASTERER/PAINTER	FM BLDG & EQUIP MAINT	19970426	1 12	21336
COX	AMY	COORDINATOR OF PROGRAMS	ADVENTURES IN MATH/SCI PROG	19991213	1 12	27810
COX	JAMES	ASSISTANT PROFESSOR	CHEMISTRY	19990801	1 10	39738
COX	MELVIN	DIRECTOR & PROFESSOR	BVC PATHOLOGY	19950116	1 12	88573

ALPHABETICAL LISTING OF EMPLOYEES  
AS OF JANUARY 1, 2001

LAST NAME	FIRST NAME	POSITION TITLE	DEPARTMENT NAME	DATE EMPLOYED	TYPE PERIOD	ANNUAL SALARY
COX	STEPHEN	ASSISTANT PROFESSOR	ORGANIZATIONAL COMMUNICATION	19970801	1 10	39202
CRAFT	JUDITH	LABORATORY ASSISTANT SENIOR	BVC SEROLOGY	19770510	1 12	23472
CRAIG	MARY	DEPARTMENT SECRETARY II	NURSING	20000501	1 12	13823
CRAWFORD	MANDY	COOK/CATERING	FOOD SERVICE	20000828	1 09	12579
CRICK	JEWEL	REPAIRMAN WINDOW	FM BLDG & EQUIP MAINT	19830730	1 12	21443
CRICK	MARTHA	BUILDING SERVICES TECHNICIAN	FM HOUSING CUSTODIAL/MAINT	19900723	1 12	16169
CROFTON	JOHN	ASSOCIATE PROFESSOR	PHYSICS & ENGINEERING	19940801	1 10	60974
CROFTON	JUDY	COORDINATOR ASST/LECTURER	ROADS SCHOLARS	19980801	1 10	24228
CROSS	ROBERT	COACH ASSISTANT	AD WOMEN'S BASKETBALL	19980801	1 12	23733
CROUCH	LORI	INSTRUCTOR CLINICAL	WELLNESS & THERAPEUTIC SCI	20000925	2 12	20500
CROWE JR	WILLIAM	NECROPSY PROSECTOR II	BVC PATHOLOGY	20000807	1 12	14842
CRUM	MARY	DEPARTMENT SECRETARY II	POLITICAL SCI/LEGAL STUDIES	19860113	1 12	20157
CRUMP	CAROLINE	DIRECTOR	CE TRAINING RESOURCE CENTER	19961001	1 12	49363
CRUNK	JUDY	ADMINISTRATIVE CLERK II	BVC ADMIN SERV	19800303	1 12	23163
CULPEPPER	JETTA	ASSOC PROF/SPEC PROGRAMS LIB	LIBRARY	19690901	1 12	48283
CULVER	RITA	ADMINISTRATIVE SECRETARY II	HUMAN RESOURCES	19770822	2 12	11695
CUNNINGHAM	ANDREW	TECHNICIAN COMPUTER	KY ACAD FOR TECH ED	20000821	1 12	27229
CUNNINGHAM	DAVID	OPERATOR B	FM BLDG & EQUIP MAINT	19980908	1 12	19223
CUNNINGHAM	DAVID	TECHNICIAN ELEVATOR MAINT A	FM BLDG & EQUIP MAINT	19970116	1 12	21216
DALE	ELIZABETH	CONTROLLER	MSU FOUNDATION	19931203	2 12	39337
DANDENEAU	TAMALA	ADMINISTRATIVE ASSISTANT	CENTER FOR SCHOOL SAFETY	19870316	1 12	27000
DANIEL	LORETTA	CONSULTANT MANAGEMENT	W KY SMALL BUSINESS DEV CENT	20000313	1 12	27040
DANIELS	ROBERT	BUILDING SERVICES TECHNICIAN	FM HOUSING CUSTODIAL/MAINT	19990323	1 12	13102
DANNER	TONI	BUILDING SERVICES TECHNICIAN	FM HOUSING CUSTODIAL/MAINT	19980622	1 12	13593
DARNALL	JOHN	SERVICEMAN B	FM BLDG & EQUIP MAINT	19861013	1 12	23628
DARNALL	LARRY	BUILDING SERVICES TECHNICIAN	FM BUILDING SERVICES	19840818	1 12	18386
DARNALL	LYNN	CLERK MAIL/CARRIER	POSTAL SERVICES	20000731	1 12	13060

ALPHABETICAL LISTING OF EMPLOYEES  
AS OF JANUARY 1, 2001

LAST NAME	FIRST NAME	POSITION TITLE	DEPARTMENT NAME	DATE EMPLOYED	TYPE PERIOD	ANNUAL SALARY
DARNELL	ANGELA	BOOKKEEPER I/SECRETARY	VP STUDENT AFFAIRS	19890417	1 12	18182
DARNELL	BARBARA	CLERK ACCTS & INVEN CONTROL	COLLEGE OF SCI & ENG TECH	19861117	1 12	22517
DARNELL	LULA	FISCAL OFFICER/STU FIN AID	BURSAR'S OFFICE	19860609	1 12	36029
DAUGHADAY	CHARLES	PROFESSOR	ENGLISH & PHILOSOPHY	19680701	2 10	27983
DAUGHADAY	LILLIAN	ASSOCIATE PROFESSOR	SOCIOLOGY PROGRAM	19810801	1 10	43342
DAVIS	JAMES	PROFESSOR	AGRICULTURE	19840801	1 12	74788
DAVIS	JULIE	ADMINISTRATIVE SECRETARY II	CE HOPKINSVILLE EXT CAMPUS	20000701	1 12	18792
DAWKINS	LAURA	ASSISTANT PROFESSOR VISITING	ENGLISH & PHILOSOPHY	19990801	1 10	35700
DAWSON	GERTRUDE	ADMINISTRATIVE SECRETARY III	COLLEGE OF HLTH SCI & HUM SV	19780110	1 12	29618
DE-MARCHI	DONALD	OPERATOR A	FM BLDG & EQUIP MAINT	19951028	1 12	23226
DE-MARCHI	ROBIN	WORKER SNACK BAR	FOOD SERVICE	19951117	1 09	11459
DE-NEZZO	CHRISTINE	DEPARTMENT SECRETARY II	TEACHER EDUCATION SERVICES	19920316	1 12	16674
DEBOER	JAMES	MANAGER TELECOMMUNICATIONS	IS TELECOMM SUPPORT	19841201	1 12	53574
DECKER	LOIS	CONSULTANT MANAGEMENT	W KY SMALL BUSINESS DEV CENT	19961021	1 12	26891
DELANEY	SARAH	BOOKKEEPER II/STUDENT LOANS	BURSAR'S OFFICE	19850729	1 12	21530
DENNISON	EDWARD	DIRECTOR	AD ATHLETIC DIRECTOR	19970215	1 12	86267
DENTON	JESSE	BUILDING SERVICES TECHNICIAN	FM BUILDING SERVICES	19960820	1 12	14096
DENTON	THOMAS	VICE PRESIDENT	VP FIN & ADMIN SERVICES	19890821	1 12	100068
DERINGTON	WILLIAM	SUPERVISOR BUILDING SERVICES	FM BUILDING SERVICES	19860915	1 12	22550
DERTING	TERRY	ASSOCIATE PROFESSOR	BIOLOGICAL SCIENCES	19930101	1 10	46774
DEVOSS	DAVID	CAPTAIN	PUBLIC SAFETY	19790210	1 12	42000
DIAL	LORI	ASSISTANT DIRECTOR	STUDENT FINANCIAL AID	19880225	1 12	37469
DILLON	JOHN	PROFESSOR	JOURNALISM/MASS COMM	19840801	1 10	48756
DILLON	JOHN	GROUNDSKEEPER	FM GROUNDS MAINTENANCE	19970816	1 12	14854
DILLON	MICHAEL	AGENT CENTRAL RECEIVING	PROCUREMENT	19870611	1 12	22055
DILLON	MILLIE	CASHIER	FOOD SERVICE	19981005	1 09	11544
DIXON	SARA	ADMINISTRATIVE SECRETARY II	W KY SMALL BUSINESS DEV CENT	20000221	1 12	14838



ALPHABETICAL LISTING OF EMPLOYEES  
AS OF JANUARY 1, 2001

LAST NAME	FIRST NAME	POSITION TITLE	DEPARTMENT NAME	DATE EMPLOYED	TYPE PERIOD	ANNUAL SALARY
DJASSEMI	MANOCHER	ASSISTANT PROFESSOR	IND & ENGR TECHNOLOGY	19970801	1 10	50097
DONNELLY	ROBERT	ASSISTANT PROFESSOR	MATHEMATICS & STATISTICS	19970801	1 10	40593
DONOVAN	ANTHONY	ASST DIR OF HOUSING FOR ADM	RESIDENCE LIFE/HOUSING	19990601	1 12	24093
DOSS	ROBIN	LABORATORY ASSISTANT SENIOR	BVC TOXICOLOGY	19930222	1 12	25103
DOTY	ROBERT	COACH TRACK & FIELD	AD MENS/WOMENS TRACK	19951001	1 12	35604
DOUGHERTY	RICHARD	CHAIR & PROFESSOR	ART	19920701	1 12	76596
DOWDY	JEFFREY	ELECTRICIAN A	FM BLDG & EQUIP MAINT	19990621	1 12	21649
DOWDY	KAREN	TECHNICIAN I NETWORK	IS NETWORK & MICRO SERVICES	20000701	1 12	25960
DOWNEY	JERRY	SERVICEMAN A	FM BLDG & EQUIP MAINT	19820825	1 12	28846
DOWNEY	ROXANN	WORKER DISHROOM	FOOD SERVICE	19950131	1 09	10529
DOWNING	KIM	CLERK LIBRARY	LIBRARY	19960903	1 12	13384
DOWTY JR	WALLACE	MANAGER EQUIPMENT	AD FOOTBALL	19990701	1 12	25680
DRESSLER	JOHN	PROFESSOR	MUSIC	19890801	1 10	53503
DREW	MARK	VEGETATION ECOLOGIST	MID AMERICA REMOTE CENTER	19970801	1 12	33746
DRISKILL	CHARLES	PROFESSOR	AGRICULTURE	19840801	1 10	60297
DRIVER	BETTY	LECTURER SENIOR	ACCOUNTING	19830801	1 10	45048
DUBLIN	STEVEN	LECTURER	MGT, MKT & BUS ADMIN	19980112	1 10	31595
DUDLEY	JACKLYN	DIRECTOR	ACCOUNTING & FINANCIAL SVS	19851014	1 12	70487
DUFF	TODD	LECTURER	IND & ENGR TECHNOLOGY	20000530	1 10	37372
DUNCAN	CHARLES	SUPERVISOR OPERATIONS	CURRIS CENTER OPERATIONS	19820802	1 12	32679
DUNCAN	DON	ASSOCIATE PROFESSOR	PHYSICS & ENGINEERING	19670901	1 10	50159
DUNCAN	PAMELA	ADMINISTRATIVE SECRETARY II	COLLEGE OF BUS & PUB AFFAIRS	19780417	1 12	24149
DUNCAN	RENAE	CHAIR & ASSOCIATE PROFESSOR	PSYCHOLOGY	19930801	1 12	63000
DUNCAN	STEVEN	MANAGER EQUIPMENT ROOM	RECREATION CARR HEALTH	19790215	1 11	18996
DUNHAM	MARDIS	ASSISTANT PROFESSOR	ED STDS, LDRSHP & COUNSELING	19970801	1 10	49311
DUNLAP	RANDY	PLUMBER B	FM BLDG & EQUIP MAINT	20001113	1 12	16955
DUNN	BOBBY	FOREMAN OPERATIONS	CURRIS CENTER OPERATIONS	19801216	1 12	23687

ALPHABETICAL LISTING OF EMPLOYEES  
AS OF JANUARY 1, 2001

LAST NAME	FIRST NAME	POSITION TITLE	DEPARTMENT NAME	DATE EMPLOYED	TYPE PERIOD	ANNUAL SALARY
DUNN	ROBERT	PHARMACOLOGIST CONSULTANT	HEALTH SERVICES	19800101	2 12	759
DUOBINIS-GRAY	LEON	ASSOCIATE PROFESSOR	BIOLOGICAL SCIENCES	19880801	1 10	48807
DURST	ZONA	COOK	FOOD SERVICE	19960801	1 09	12168
DYER	GARY	SUPERVISOR	FOOD SERVICE	19851030	1 09	18605
DYKES	DEBBIE	DEPARTMENT SECRETARY II	ADOL, CAREER & SPEC EDU	20000814	1 12	13823
EARLY	ROBERT	MANAGER EQUIPMENT ROOM	RECREATION CARR HEALTH	19890103	1 11	17009
EARNEST	JAMES	PROFESSOR	ENGLISH & PHILOSOPHY	19760801	1 10	52688
EATON	DAVID	ASSISTANT PROFESSOR	ECONOMICS & FINANCE	19960801	1 10	52591
EBERT	REIKA	ASSISTANT PROFESSOR VISITING	MODERN LANGUAGES	20000801	1 10	36000
EDINGTON	SUSAN	ASSISTANT PROF & SITE COORD	CE MADISONVILLE EXT CAMPUS	20000801	1 10	45000
EDMINSTER	WARREN	ASSISTANT PROFESSOR	ENGLISH & PHILOSOPHY	20000801	1 10	35000
EDWARDS	DONALD	CLERK CONTRACT/GRANTS	ACCOUNTING & FINANCIAL SVS	20000523	1 12	16643
EDWARDS	GELA	ADMINISTRATIVE SECRETARY III	COLLEGE OF SCI & ENG TECH	19680816	1 12	27968
EDWARDS	GLEN	COOK	FOOD SERVICE	19840625	1 09	14896
EDWARDS	PATTY	BOOKKEEPER II/SECRETARY	AD ATHLETIC DIRECTOR	19970310	1 12	19146
EDWARDS	SAUNDRA	MANAGER TICKET	AD ATHLETIC TICKET OFFICE	19740201	1 12	28802
ELAM	JO	WORKER SALAD FMLA	FOOD SERVICE	19861019	1 09	13641
ELDER	HARVEY	PROFESSOR	MATHEMATICS & STATISTICS	19570201	2 10	31379
ELKINS	FELECIA	BUILDING SERVICES TECHNICIAN	FM HOUSING CUSTODIAL/MAINT	19970303	1 12	14324
ELKINS	MARION	DEPARTMENT SECRETARY II	ECONOMICS & FINANCE	19740812	1 12	23220
ELKINS	RITA	SPECIALIST PRE-AUDIT	PROCUREMENT	20000320	1 12	17152
ELKINS	TAMMY	BANQUET COORDINATOR LWOP	FOOD SERVICE	19860113	1 09	19120
ELLIS	CHARLETTER	EXECUTIVE ASSISTANT	MID AMERICA REMOTE CENTER	19770701	1 12	29043
ELWELL	FRANK	PROFESSOR LWOP	SOCIOLOGY PROGRAM	19790801	1 12	64371
EMERSON	ALICE	OPERATOR II PRINTING PRESS	IA PRINTING SERVICES	19761011	1 12	25444
EMMONS	LENA	COORDINATOR COMM RELATIONS	CE PADUCAH CAMPUS	20010101	1 2	30000
ENGLISH	LINDA	DIRECTOR & LECTURER SENIOR	TEACHER EDUCATION SERVICES	19890801	1 12	58355

ALPHABETICAL LISTING OF EMPLOYEES  
AS OF JANUARY 1, 2001

LAST NAME	FIRST NAME	POSITION TITLE	DEPARTMENT NAME	DATE EMPLOYED	TYPE PERIOD	ANNUAL SALARY
ENTREKIN	SALLY	TECHNICIAN RESEARCH	CENTER OF EXCELLENCE	20000508	1 12	23000
EPPERSON	ALISON	COORDINATOR CAMPUS REC	INTRA-COLLEGIATE SPORTS	19981026	1 12	27679
ERBECK	DOUGLAS	AVIAN PATHOLOGIST/ASSOC PROF	BVC KYDA BVC OPERATIONS	19900501	1 12	65263
ERICKSON	MEDIA	ADMINISTRATIVE SECRETARY I	IA WRATHER MUSEUM	20000508	1 12	13823
ERICKSON	SCOTT	ASSOCIATE PROFESSOR	MUSIC	19850801	1 10	42358
ESTEP	CARRIE	BUILDING SERVICES TECHNICIAN	FM BUILDING SERVICES	19860902	1 12	18344
ESTERLEIN	BEVERLY	DEPARTMENT SECRETARY I	AGRICULTURE	20000925	1 12	13060
ETHERIDGE	JANE	COUNSELOR/LECT/DIR WOM CTR	COUNSELING/WOM CTR/ACAD ENH	19910801	1 12	43413
EWALD	LAURA	REFERENCE LIBRARIAN/LECTURER	LIBRARY	19980817	1 12	29219
FAIRBANKS	KENNETH	PROFESSOR	MATHEMATICS & STATISTICS	19790801	1 10	62658
FANNIN	HARRY	PROFESSOR	CHEMISTRY	19880801	1 10	51391
FANNIN	JOHN	LECTURER/ASST DIR OF BANDS	MUSIC	19950801	1 10	45815
FARLEY	LINDA	ACCOUNTANT GRANTS & CONTRACT	ACCOUNTING & FINANCIAL SVS	19690811	1 12	38863
FARLEY	SUSAN	LECTURER/COORD READING	CE COMMUNITY COLLEGE	19890801	1 10	29013
FARRELL	KATHLEEN	LECTURER	NURSING	19970801	1 10	35395
FARRIS	BRETTE	ADMINISTRATIVE SECRETARY II	SCHOOL RELATIONS	20000821	1 12	14842
FARRIS	LORETTA	COUNSELOR & LECTURER	COUNSELING/WOM CTR/ACAD ENH	19990215	1 10	28257
FELTS	RHONDA	CLERK STUDENT EMPLOYMENT	STUDENT FINANCIAL AID	19801020	1 12	24124
FENDER	DAVID	LECTURER	OCCUPATIONAL SAFETY & HEALTH	19950801	1 10	42229
FERGUSON	DAVID	ASSISTANT PROFESSOR	AGRICULTURE	19960801	1 10	42640
FERGUSON	DEBBIE	COOK	FOOD SERVICE	19940511	1 09	12175
FERGUSON	RICHARD	CARPENTER UTILITY A	FM BLDG & EQUIP MAINT	19801101	1 12	28695
FIELDS	ANNAZETTE	DIRECTOR/ADA COMPLIANCE	EQUAL OPPORTUNITY OFFICE	19920824	1 12	53910
FIELDS	EDWARD	COACH HEAD	AD WOMEN'S BASKETBALL	19910801	1 12	52408
FINLEY	JOHN	AGENT PURCHASING	PROCUREMENT	19780202	1 12	32291
FISTER	KATHERINE	ASSISTANT PROFESSOR	MATHEMATICS & STATISTICS	19960801	1 10	42374
FISTER	KENNETH	LECTURER	MATHEMATICS & STATISTICS	19960801	1 10	27777

ALPHABETICAL LISTING OF EMPLOYEES  
AS OF JANUARY 1, 2001

LAST NAME	FIRST NAME	POSITION TITLE	DEPARTMENT NAME	DATE EMPLOYED	TYPE PERIOD	ANNUAL SALARY
FLEMING	KATHLEEN	ADMINISTRATIVE SECRETARY II	TEACHER EDUCATION SERVICES	19771010	1 12	22125
FLETCHER	JUSTIN	TECHNICIAN I NETWORK	IS NETWORK & MICRO SERVICES	20000601	1 12	25960
FLYNN	RICHARD	ASSISTANT PROFESSOR	ED STDS, LDRSH & COUNSELING	19960801	1 10	54586
FLYNN	SANDRA	INTERIM ASSOC PROV/ASSOC PRO	PROVOST/VP ACAD AFF/ED STU L	19970101	1 12	95000
FOREMAN	TERRY	ASSOCIATE PROFESSOR	ENGLISH & PHILOSOPHY	19750801	1 10	51033
FOREMAN	WILLIAM	ASSISTANT PROFESSOR	ENGLISH & PHILOSOPHY	19980801	1 10	36882
FORTNER	SHERRY	DEPARTMENT SECRETARY II	PSYCHOLOGY	19880822	1 12	18242
FOSTER	BRENDA	LECTURER	SOCIAL WORK, CRIM JUS & GTY	20000801	1 10	32000
FOSTER	TROY	BUILDING SERVICES TECHNICIAN	IA REGIONAL SPEC EVENTS CTR	19981026	1 12	12897
FOWLER	CARY	COACH ASSISTANT	AD FOOTBALL	20000221	1 12	25500
FOWLER	R	ENGINEER CHIEF/TRANSMITTER	IA WKMS-FM RADIO/WQTV	19980209	1 12	39314
FOX	HELEN	CLERK BILLING-STUDENT LOANS	BURSAR'S OFFICE	19811103	1 12	21408
FRAME	CHARLES	ASSISTANT PROFESSOR	WELLNESS & THERAPEUTIC SCI	19990801	1 10	45289
FRANCE	NANCEY	ASSOCIATE PROFESSOR	NURSING	19821101	1 10	58796
FRANKLIN	THOMAS	ELECTRICIAN B	FM BLDG & EQUIP MAINT	19991213	1 12	18531
FREDERICK	ERIC	ATH TRAINER ASST & LECTURER	AD ATHLETIC TRAINER	19930901	1 12	33307
FREELS	MICHAEL	COORDINATOR MKT & STUDENT SV	CE HENDERSON EXTENDED CAMPUS	20000701	1 12	40000
FREEMAN	WANDA	CASHIER	FOOD SERVICE	19760801	1 09	16146
FRIEBEL	ELDORA	CLERK SENIOR PAYROLL	ACCOUNTING & FINANCIAL SVS	19800218	1 12	24416
FRIEBEL	KATHERINE	ADMIN SECRETARY/TMA COORD	FM FACILITIES MGT ADM	19910923	1 12	21750
FUHRMANN	JOSEPH	PROFESSOR	HISTORY	19780801	1 10	53692
FULLER	CLAIRE	ASSISTANT PROFESSOR	BIOLOGICAL SCIENCES	19970801	1 10	40831
FUTRELL	JANET	ASST ATH DIR FOR FINANCE	AD ATHLETIC DIRECTOR	19870528	1 12	31689
GAINES	JANE	BUILDING SERVICES TECH FMLA	FM BUILDING SERVICES	19910114	1 12	18873
GALLOWAY	BOBBY	OPERATOR A	FM BLDG & EQUIP MAINT	19850611	1 12	28243
GALT-BROWN	JAMES	LECTURER	HISTORY	19980801	1 10	27623
GANN	PAUL	BUILDING SERVICES TECHNICIAN	IA REGIONAL SPEC EVENTS CTR	19980921	1 12	13292

ALPHABETICAL LISTING OF EMPLOYEES  
AS OF JANUARY 1, 2001

LAST NAME	FIRST NAME	POSITION TITLE	DEPARTMENT NAME	DATE EMPLOYED	TYPE PERIOD	ANNUAL SALARY
GANNON III	BERNARD	ASSISTANT PROFESSOR	HISTORY	19960801	1 10	37874
GAO	WEIHONG	ESL INSTRUCTOR/ESL COORD	ESL PROGRAM	20000101	1 12	28806
GARFIELD	GENE	ASSOCIATE PROFESSOR	POLITICAL SCI/LEGAL STUDIES	19700901	1 10	67720
GARFIELD	ROBERTA	DIRECTOR	HEALTH SERVICES	19770906	1 12	55267
GARFINKEL	SANDRA	OPERATOR DATA ENTRY	IA OFFICE OF DEVELOPMENT	19981012	2 09	5229
GARGUS	JULIE	LECTURER	EARLY CHILDHOOD & ELEM EDU	19970818	1 10	33524
GARGUS JR	THOMAS	WORKER STOCKROOM	FOOD SERVICE	19951117	1 09	12436
GARLAND	ANNA	BUILDING SERVICES TECHNICIAN	FM BUILDING SERVICES	19990222	1 12	13394
GARLAND	CARMEN	DIRECTOR	UNIVERSITY SCHOLARSHIPS	19801110	1 12	48760
GARLAND	DAVID	SERVICEMAN A	FM BLDG & EQUIP MAINT	19910211	1 12	22930
GARLAND	DOROTHY	BUILDING SERVICES TECHNICIAN	FM BUILDING SERVICES	19990419	1 12	13145
GARLAND	GREG	MECHANIC HEAD	MSU FOUNDATION GOLF	19870807	1 12	25223
GARLAND	JUANITA	BUILDING SERVICES TECHNICIAN	FM BUILDING SERVICES	19840109	1 12	18796
GARRISON	BRIDGETTE	ADMINISTRATIVE SECRETARY I	PRESIDENT'S OFFICE	19980817	2 12	15544
GARRISON	RENEE	CLERK DEGREE	ADMISSIONS & REGISTRAR	19990210	1 12	16646
GARTH	KATY	LECTURER SENIOR	NURSING	19930801	1 10	37651
GARVIN	REBECCA	ESL INSTRUCTOR	ESL PROGRAM	20000119	1 10	25140
GEORGE	TERRANCE	EDUCATIONAL ADVISOR	EDUCATIONAL TALENT SEARCH	19991029	1 12	24720
GHITTER	GEOFF	IMAGE ANALYST	MID AMERICA REMOTE CENTER	19971001	1 12	33746
GIBBS	BARBARA	CLERK RESIDENCE LIFE	RESIDENCE LIFE/HOUSING	19960612	1 11	13304
GIBSON	DAVID	FOREMAN GROUNDS	FM GROUNDS MAINTENANCE	19871019	1 12	32806
GIBSON	DAVID	ASSISTANT PROFESSOR	MATHEMATICS & STATISTICS	19940801	1 10	40460
GIBSON	KATRINKA	ADMINISTRATIVE SECRETARY II	CE PADUCAH CAMPUS	19991220	1 12	15023
GIBSON	KENNETH	SUPERVISOR OPERATIONS	IA REGIONAL SPEC EVENTS CTR	19870316	1 12	27349
GIBSON	RONDA	PROMOTION/DEV DIRECTOR	IA WKMS-FM RADIO	19990719	1 12	28000
GILL	SHARON	ASSISTANT PROFESSOR	EARLY CHILDHOOD & ELEM EDU	20000801	1 10	39000
GILLS	BETTY	WORKER SNACK BAR	FOOD SERVICE	19891106	1 09	13294

ALPHABETICAL LISTING OF EMPLOYEES  
AS OF JANUARY 1, 2001

LAST NAME	FIRST NAME	POSITION TITLE	DEPARTMENT NAME	DATE EMPLOYED	TYPE PERIOD	ANNUAL SALARY
GILROY	ANDREW	COACH RESTRICTED DUTIES	AD FOOTBALL	20000803	2 12	18000
GIPSON	TERRI	SPECIALIST INFORMATION	CE AREA HEALTH EDUCATION CTR	20000501	1 12	37960
GIVENS	FREIDA	ABE/GED INSTRUCTOR	CE ADULT LEARNING CENTER	19990401	1 12	22220
GOAD	JOHN	CHEMIST SENIOR	BVC CLINICAL PATHOLOGY	19710216	1 12	41238
GOODELL	JOHN	LECTURER SENIOR	MATHEMATICS & STATISTICS	19940801	1 10	29355
GOODMAN	JOHN	MANAGER EQUIPMENT ROOM	RECREATION CARR HEALTH	19800225	1 11	18851
GOODWIN	THOMAS	COOK/CATERING	FOOD SERVICE	19921009	1 09	15187
GORDON	DEANNA	CLERK ACCOUNTING TRAVEL	ACCOUNTING & FINANCIAL SVS	19990405	1 12	14022
GORDON	JOYCE	ASSOC VP FOR HUMAN RESOURCES	HUMAN RESOURCES	19700601	1 12	85000
GORDON	SCOTT	ASSISTANT DIRECTOR	SCHOOL RELATIONS	19991025	1 12	34000
GRAHAM	LISSA	ASSISTANT PROFESSOR	THEATRE & DANCE	19960801	1 10	36416
GRAVES	ALGIE	BUILDING SERVICES TECHNICIAN	FM BUILDING SERVICES	19970714	1 12	13822
GRAY	CHADLEY	COORDINATOR ALUM SUPP SVCS	IA UNIV REL & ALUMNI AFF	20000821	1 12	25000
GREENE	PENNY	ADMINISTRATIVE SECRETARY I	CE MADISONVILLE EXT CAMPUS	19970714	1 12	16822
GREER	MARLIN	ASSOCIATE PROFESSOR	IND & ENGR TECHNOLOGY - TSM	19790801	1 10	55723
GRIFFIN	JOHN	HEAD CIRCULATION/ASST PROF	LIBRARY	19770701	1 12	43886
GRIMES	JAMES	PROFESSOR & DIRECTOR KIIS	MODERN LANGUAGES	19720801	1 12	68816
GROGAN	CYNTHIA	CASHIER	UNIVERSITY STORE	19980926	1 12	13692
GROGAN	RICHARD	ASST TO ASSOC DIR BLDG SVCE	FM BUILDING SERVICES	19951101	1 12	35520
GROVES	TERESA	ASSOCIATE ATTORNEY	LEGAL SERVICES	19981102	1 12	49611
GUDE	FRANK	BLDG SERVICES GROUP LEADER	FM BUILDING SERVICES	19801006	1 12	20458
GUIN	LARRY	CHAIR & PROFESSOR	ECONOMICS & FINANCE/TSM	19780801	1 12	100000
GUPTA	RAMESH	HEAD VET TOXICOL/PROFESSOR	BVC TOXICOLOGY	19870323	1 12	76625
GUPTON	ANN	MANAGER ADMIN COMPUTING	IS ADMIN COMPUTING	19820503	1 12	52043
GUSTAFSON	SCOTT	ASSISTANT PROFESSOR VISITING	PSYCHOLOGY	20000801	1 10	35000
GUTWIRTH	SARAH	ASSISTANT PROFESSOR	ART	19980801	1 10	41034
HADAWAY	RUTH	CASHIER I	BURSAR'S OFFICE	19890706	1 12	16180

ALPHABETICAL LISTING OF EMPLOYEES  
AS OF JANUARY 1, 2001

LAST NAME	FIRST NAME	POSITION TITLE	DEPARTMENT NAME	DATE EMPLOYED	TYPE PERIOD	ANNUAL SALARY
HALE	ALMA	ASSISTANT PROFESSOR	ART	19990801	1 10	40459
HALE	BONITA	ADMINISTRATIVE SECRETARY III	CE CENTER FOR CONTINUING ED	19800721	1 12	28283
HALE	JUDY	CASHIER	FOOD SERVICE	19800827	1 09	15492
HALE	MARION	ADMINISTRATIVE SECRETARY II	COLLEGE OF HUM & FINE ARTS	19951106	1 12	17589
HALEY	BETTY	BUILDING SERVICES TECHNICIAN	FM HOUSING CUSTODIAL/MAINT	19990930	1 12	13102
HALEY	LORETTA	ADMINISTRATIVE SECRETARY II	FM ENV SAFETY & HEALTH	19881114	1 12	21309
HALEY	SHELIA	SECRETARY/PUB SPECIALIST	PROVOST/VP ACADEMIC AFFAIRS	19880926	1 12	21641
HALL	ARLENE	ASSISTANT PROFESSOR	ADOL, CAREER & SPEC EDU	19970801	1 10	39873
HALL	CHEKITA	ASSISTANT PROFESSOR LWOP	ENGLISH & PHILOSOPHY	19950801	1 10	39858
HALL	JANE	LECTURER SR/RC HEAD	ACCOUNTING	19750801	1 10	54789
HAMAKER JR	CHARLES	COORD PUBLIC COMPUTER LABS	IS ACAD COMP & TECH SERVS	19981110	1 12	25000
HAMMACK JR	JAMES	CHAIR & PROFESSOR LWP	HISTORY	19680901	1 12	76962
HAMMONS	JO-ANN	ASSOCIATE PROFESSOR	WELLNESS & THERAPEUTIC SCI	19890101	1 10	53270
HANBERRY	LISA	TRAINING AIDE	CE TRAINING RESOURCE CENTER	19940425	1 12	17833
HAND	NICOLE	ASSISTANT PROFESSOR	ART	19990801	1 10	37048
HANEY	ROGER	PROFESSOR	JOURNALISM/MASS COMM	19770801	1 10	60308
HANSEN	ALLEN	TECHNICIAN EQUIPMENT	COLLEGE OF HLTH SCI & HUM SV	20000928	1 12	25000
HANSEN	JACQUELINE	ASSISTANT PROFESSOR	EARLY CHILDHOOD & ELEM EDU	20000801	1 10	37500
HARDIN	SUSAN	DIRECTOR	NATIONAL SCOUTING MUSEUM	19961216	1 09	57362
HARDISON	JERRY	EQUIPMENT OPERATOR B	FM GROUNDS MAINTENANCE	19940926	1 12	17859
HARDISON	ROBERTA	ASSISTANT DIRECTOR	UNIVERSITY STORE	19950201	1 12	37747
HARGROVE	MARY	EXECUTIVE SECRETARY	PROVOST/VP ACADEMIC AFFAIRS	19880516	1 12	24605
HARGROVE	RUBY	CLERK LIBRARY	LIBRARY	19890925	1 12	16060
HARMON	COY	DEAN & PROFESSOR	LIBRARY	19840701	1 12	90329
HARPER	WAYNE	ASSOC DIR BLDG SVCE & GRNDS	FM GROUNDS MAINTENANCE	19840901	1 12	56151
HARPOLE	DOROTHY	BUILDING SERVICES TECHNICIAN	FM HOUSING CUSTODIAL/MAINT	19931206	1 12	14964
HARRIS	DONNA	ASSOC REGISTRAR/MAP COOR	ADMISSIONS/MAP REPORT OFFICE	19920701	1 12	39003

ALPHABETICAL LISTING OF EMPLOYEES  
AS OF JANUARY 1, 2001

LAST NAME	FIRST NAME	POSITION TITLE	DEPARTMENT NAME	DATE EMPLOYED	TYPE PERIOD	ANNUAL SALARY
HARRIS	GEARLD	GROUNDSKEEPER	FM GROUNDS MAINTENANCE	19860618	1 12	17831
HARRIS	MARILYN	LECTURER	ENGLISH & PHILOSOPHY	19990801	2 10	8733
HARRISON	DANNIE	DEAN & PROFESSOR	COLLEGE OF BUS & PUB AFFAIRS	19690901	1 12	106164
HARRISON	EDRENA	LECTURER	SOCIAL WORK, CRIM JUS & GTY	19940801	1 10	39477
HART	BRENDA	MANAGER EMPLOYMENT	HUMAN RESOURCES	19870114	1 12	37552
HART	JOHN	MANAGER	TELECOMM SYSTEMS MGT	19990601	1 12	48505
HART	SHARON	CLINIC SUPERVISOR/LECTURER	AHES	19970801	1 10	44218
HASSAN	SEID	ASSOCIATE PROFESSOR	ECONOMICS & FINANCE	19920801	1 10	59650
HATAKEYAMA	YOKO	LECTURER	MODERN LANGUAGES	19940801	1 10	28864
HATCHER	MELVA	DEPARTMENT SECRETARY II	ACCOUNTING	19901210	1 12	19906
HATFIELD	JAMES	COACH ASSISTANT	AD MEN'S BASKETBALL	19980901	1 12	47621
HAWKINS	CHARLES	OPERATOR SENIOR PRESS	1A PRINTING SERVICES	19970127	1 12	21302
HAY	JAMI	LECTURER SENIOR	ANIMAL HEALTH TECHNOLOGY	19860801	1 12	32678
HAYNES	JOSEPH	SPECIALIST RADIO/TV	1A RADIO TV/MARKETING	19910701	1 12	26078
HAYS	KAY	DEPARTMENT SECRETARY II	HISTORY	19940119	1 12	17744
HEDGES	JOE	LECTURER/PUBLICATIONS ADV	JOURNALISM/MASS COMM	19900806	1 10	44000
HEILIG	CHAD	SYSTEMS ADMINISTRATOR EMAS	SCHOOL RELATIONS	19980817	1 12	27881
HELTON	JAMIE	DEPARTMENT SECRETARY II	ORGANIZATIONAL COMMUNICATION	19820315	1 12	23180
HELTON JR	ROY	ASSOCIATE PROFESSOR	ENGLISH & PHILOSOPHY	19670901	1 10	44482
HENDERSON	REBECCA	CLERK ORDER/ACCT PAYABLE	FOOD SERVICE	19820823	1 12	20493
HENDON	ELIZABETH	LECTURER SENIOR	MGT, MKT & BUS ADMIN	19880801	1 10	33416
HENDRICK	PAMELA	ADMINISTRATIVE SECRETARY II	CENTER OF EXCELLENCE	19990920	1 12	15448
HENDRICKS	SUSAN	ASSISTANT PROFESSOR	BIOLOGICAL SCIENCES	19951001	1 10	39951
HENLEY	MELVIN	ASSOCIATE PROFESSOR	CHEMISTRY	19640901	2 10	28456
HENSON	JOHNNY	GROUNDSKEEPER	FM GROUNDS MAINTENANCE	20000221	1 12	13750
HENSON	LOUIE	CARPENTER UTILITY B	FM BLDG & EQUIP MAINT	19770523	1 12	25842
HERNDON	JOHNNY	ASST DIR FOR TRANSPORTATION	FM TRANSPORTATION SERVICES	19730528	1 12	42300



ALPHABETICAL LISTING OF EMPLOYEES  
AS OF JANUARY 1, 2001

LAST NAME	FIRST NAME	POSITION TITLE	DEPARTMENT NAME	DATE EMPLOYED	TYPE PERIOD	ANNUAL SALARY
HERNDON	KENNETH	WELDER/GENERAL MACHINE MECH	FM BLDG & EQUIP MAINT	19880601	1 12	25399
HERNDON	ORVILLE	TECHNICIAN EQUIPMENT	JOURNALISM/MASS COMM	19910701	1 12	30561
NESTER	GERALDINE	ADMINISTRATIVE SECRETARY I	CE HOPKINSVILLE EXT CAMPUS	19990922	1 12	17414
HEWITT	RAYMOND	COACH MEN'S GOLF	AD MEN'S GOLF	19590601	2 12	26043
HICKMAN	SCOTT	ASSISTANT PROFESSOR	ENGINEERING INSTITUTE	19980801	1 10	54013
HICKS	JODY	ACCOUNTANT/GENERAL LEDGER	ACCOUNTING & FINANCIAL SVS	19991025	1 12	37036
HICKS	SHERRILL	BLDG SERVICES GRP LEADER A	FM BUILDING SERVICES	19810822	1 12	23576
HIGGINS	JO	BUILDING SERVICES TECHNICIAN	FM HOUSING CUSTODIAL/MAINT	19860827	1 12	16515
HIGGINS	KATHRYN	TECHNICIAN AGR LABORATORY	BVC SEROLOGY	19761123	1 12	24360
HIGGINSON	BONNIE	PROFESSOR & RC HEAD	EARLY CHILDHOOD & ELEM EDU	19790801	1 10	68750
HILDEBRAND	CARLA	ASSISTANT DIRECTOR/CURATOR	WICKLIFFE MOUNDS	19990301	1 12	27200
HILL	KIMBERLY	CLERK ACCOUNTS CONTROL	SCHOOL OF AGRICULTURE	19940829	1 12	17582
HILL	ROBERT	PLUMBER A	FM BLDG & EQUIP MAINT	19871005	1 12	23212
HILL	TINA	OPERATOR TELEPHONE	IS TELECOMM SUPPORT	19970922	1 12	13740
HILL-WOOLRIDGE	LINDA	EDUCATIONAL ADVISOR	EDUCATIONAL TALENT SEARCH	19991029	1 12	24720
HINDY	LUDENIA	ADMINISTRATIVE SECRETARY III	IS INFORMATION SYSTEMS	19990728	1 12	16163
HINO	ABANNIK	ASSISTANT PROFESSOR	HISTORY	19970801	1 10	37170
HIRSCH	MARCUS	ASSISTANT PROFESSOR	ECONOMICS & FINANCE/TSM	20000801	1 10	54500
HOBBS	MARCIA	CHAIR & ASSOCIATE PROFESSOR	NURSING	19920701	1 12	78561
HOFFMAN	KAREN	ESL INSTRUCTOR	ESL PROGRAM	20000119	1 10	25140
HOGANCAMP	ANDREA	PROGRAM ASSISTANT	UPWARD BOUND	19950516	1 12	22100
HOKE	PAKELA	CLERK FISCAL II STU LOANS	BURSAR'S OFFICE	19870218	1 12	19170
HOLBROOK	MIKE	BUILDING SERVICES TECHNICIAN	IA REGIONAL SPEC EVENTS CTR	19991018	1 12	13029
HOLCOMB	THOMAS	CHAIR INTERIM & PROFESSOR	ED STDS, LDRSHIP & COUNSELING	19710801	1 12	69388
HOLLAND	STEPHANIE	ADMINISTRATIVE SECRETARY I	IA MKT & PUBLIC RELATIONS	19981221	1 12	14335
HOLLEY	JERRY	BUILDING SERVICES TECHNICIAN	FM HOUSING CUSTODIAL/MAINT	19890501	1 12	16710
HOLLINGSWORTH	LINDA	MANAGER UNIT	FOOD SERVICE	19960701	1 12	31425

ALPHABETICAL LISTING OF EMPLOYEES  
AS OF JANUARY 1, 2001

LAST NAME	FIRST NAME	POSITION TITLE	DEPARTMENT NAME	DATE EMPLOYED	TYPE PERIOD	ANNUAL SALARY
HOLMES	ROBERT	PATROL OFFICER	PUBLIC SAFETY	19991112	1 12	23921
HOLMES	TERENCE	ASSISTANT PROFESSOR	MGT, MKT & BUS ADMIN/TSM	20000801	1 10	65000
HOMA	JOHN	LECTURER	SOCIAL WORK, CRIM JUS & GTY	19950801	1 10	36455
HOOKS	JANICE	CHAIR INTERIM & ASSOC PROF	EARLY CHILDHOOD & ELEM EDU	19650614	1 12	63295
HOOKS	KELSIE	BUILDING SERVICES TECHNICIAN	FOOD SERVICE	19891101	1 09	13049
HOPKINS-HIGHAM	DEBORAH	COORD STU TEACHING/LECTURER	TEACHER EDUCATION SERVICES	19990101	1 12	39621
HORWOOD	STEPHEN	ASSOC PROFESSOR/RC HEAD	IND & ENGR TECHNOLOGY	19760801	1 10	69373
HOSFORD	PATRICIA	MANAGER BUSINESS	HEALTH SERVICES	19780213	1 12	25026
HOSFORD	VICKI	SUPERVISOR	FOOD SERVICE	19820816	1 09	17880
HOUNSHELL	BONNIE	LIBRARY ASSISTANT I	LIBRARY	19870701	1 12	18568
HOUSTON	HAL	PHYSICIAN TEAM	AD ATHLETIC DIRECTOR	19911201	2 12	1729
HOUSTON	LESLIE	BUILDING SERVICES TECHNICIAN	CURRIS CENTER OPERATIONS	19900709	1 12	16456
HOUSTON	MARILYN	COOK/CATERER	FOOD SERVICE	20000729	1 09	12579
HOME	MICA	ASSISTANT PROFESSOR	MODERN LANGUAGES	19950801	1 10	39141
HOWES	LINDA	COOK	FOOD SERVICE	19891016	1 09	14562
HUDSON	PATRICIA	ADMINISTRATIVE SECRETARY II	W KY SMALL BUSINESS DEV CENT	19880718	1 12	18051
HUFFINE	PATRICIA	DEPARTMENT SECRETARY II	EARLY CHILDHOOD & ELEM EDU	19990823	1 12	13823
HUGHES	JAMES	BUILDING SERVICES TECHNICIAN	FM BUILDING SERVICES	20000110	1 12	13102
HUGHES	VICKI	LECTURER SENIOR	MATHEMATICS & STATISTICS	19810801	1 10	32247
HULICK	PAULA	DIRECTOR	RESIDENCE LIFE/HOUSING	19760809	1 12	60480
HULICK III	CHARLES	ASSOCIATE PROFESSOR/RC HEAD	ED STDS, LDRSH & COUNSELING	19760701	1 10	56608
HUMPHREY	LUELLA	WORKER SERVING LINE	FOOD SERVICE	19950925	1 09	12018
HUNT	MARGARET	MANAGER ASSISTANT STATION	IA WKMS-FM RADIO	19840701	1 12	32675
HUNT	TONI	EXECUTIVE SECRETARY-PRES	PRESIDENT'S OFFICE	19870323	1 12	28695
HUNT	WILLIAM	PAINTER/FLOOR COV REPA	FM BLDG & EQUIP MAINT	19910429	1 12	19343
HURT	MARY	WORKER SERVING LINE	FOOD SERVICE	19750201	1 06	15817
HUSEMANN	JENNIFER	ADMINISTRATIVE SECRETARY I	CE HOPKINSVILLE EXT CAMPUS	20000913	1 12	16704

ALPHABETICAL LISTING OF EMPLOYEES  
AS OF JANUARY 1, 2001

LAST NAME	FIRST NAME	POSITION TITLE	DEPARTMENT NAME	DATE EMPLOYED	TYPE PERIOD	ANNUAL SALARY
HUTSON	HAROLD	CLERK SHIPPING/RECEIVING	LIBRARY	19810928	1 12	17769
HUTSON	LISA	BUILDING SERVICES TECHNICIAN	FM BUILDING SERVICES	19860224	1 12	18351
HUTSON	SUE	CLERK CERTIFICATION & TRANSC	ADMISSIONS & REGISTRAR	19891009	1 12	21072
INMAN	SHARON	COORDINATOR	CE FOSTER PARENT MENT PROG	20000307	1 12	28435
ISLAM	CHHANDA	ASSISTANT PROFESSOR	EARLY CHILDHOOD & ELEM EDU	19990801	1 10	39644
JACKSON	KRISTINA	COORDINATOR REGISTRATION	ADMISSIONS & REGISTRAR	19840702	1 12	27297
JACKSON	LARRY	PROGRAMMER ANALYST SENIOR	IS ADMIN COMPUTING	19990517	1 12	40309
JACOBS	MARTIN	ASSOCIATE PROFESSOR/RC HEAD	ADOL, CAREER & SPEC EDU	19940801	1 10	53422
JEANQUART	SANDRA	ASSOCIATE PROFESSOR	MGT, MKT & BUS ADMIN	19910801	1 10	68272
JENKINS	JOAN	ADMINISTRATIVE SECRETARY III	BVC ADMIN SERV	19900201	1 12	21599
JENNINGS	LANA	LECTURER/COORD DEV MATH	CE COMMUNITY COLLEGE	19930801	1 10	28055
JESSWEIN	KURT	ASSISTANT PROFESSOR	ECONOMICS & FINANCE	19990801	1 10	67040
JOHNSON	ANNE	SPECIALIST EMPLOYMENT	CAREER SERVICES	19960805	1 12	26341
JOHNSON	DENNIS	ASSOCIATE PROF DIR/BAND LWP	MUSIC	19850801	1 10	50536
JOHNSON	JAMES	COOK	FOOD SERVICE	19980913	1 09	11155
JOHNSON	KARON	COPY EXPRESS MANAGER	IA PRINTING SERVICES	19900423	1 12	19551
JOHNSON	MARCIA	LECTURER	ENGLISH & PHILOSOPHY	19920801	1 10	35078
JOHNSON	MICHAEL	PROFESSOR	ART	19730801	1 10	49201
JOHNSON	MICKEY	DIRECTOR DISTRICT/COORD	W KY SMALL BUS/OWENSBORO MBA	19830103	1 12	60843
JOHNSON	RENAY	TECHNICIAN COSTUME	THEATRE & DANCE	20000801	2 10	15000
JOHNSON	RICHARD	MEDIA TECH/LECTURER	JOURNALISM/MASS COMM	19750116	1 12	42461
JOHNSON	TOBIE	SUPERVISOR/EDITOR	IA OFFICE OF PUBLICATIONS	19980515	1 12	20030
JOHNSON	WILLIAM	ELECTRICIAN A	FM BLDG & EQUIP MAINT	19980914	1 12	22539
JOHNSTON	KARLA	TECHNICIAN RESEARCH	CENTER OF EXCELLENCE	19870115	1 12	35085
JOHNSTON	PAT	SUPERVISOR	FOOD SERVICE	19810831	1 09	19479
JOHNSTON	TIMOTHY	ASSOCIATE PROFESSOR	BIOLOGICAL SCIENCES	19860801	1 10	52763
JOINER	LISA	MEDICAL TRANSCRIBER SENIOR	BVC ADMIN SERV	19800728	1 12	27169

ALPHABETICAL LISTING OF EMPLOYEES  
AS OF JANUARY 1, 2001

LAST NAME	FIRST NAME	POSITION TITLE	DEPARTMENT NAME	DATE EMPLOYED	TYPE PERIOD	ANNUAL SALARY
JONES	AMY	COOK	FOOD SERVICE	19990106	1 09	10594
JONES	DARCUS	BUTCHER	FOOD SERVICE	19941015	1 09	13039
JONES	DEREK	COACH ASSISTANT	AD FOOTBALL	20000221	1 12	25500
JONES	GARY	PROFESSOR	MATHEMATICS & STATISTICS	19690901	1 10	68434
JONES	HEATHER	COACH ASSISTANT	AD WOMEN'S BASKETBALL	19990701	1 12	17997
JONES	NANCY	ADMINISTRATIVE SECRETARY III	LIBRARY	19900723	1 12	20328
JONES	PATTI	ASSISTANT DIR ALUMNI AFFAIRS	IA UNIV RELS & ALUM AFFAIRS	19890905	1 12	31924
JONES	PHYLLIS	CLERK ADMINISTRATIVE II	FM FACILITIES MGT ADM	19970128	1 12	16829
JONES	ROBERT	WORKER BEVERAGE LINE	FOOD SERVICE	20000112	1 09	9840
JONES	STEVEN	ASSOCIATE PROFESSOR	SOCIAL WORK, CRIM JUS & GTY	19770801	1 10	46579
JONES	THOMAS	FOREMAN PAINTER	FM BLDG & EQUIP MAINT	19810502	1 12	38356
JONES	TRESA	BUILDING SERVICES TECHNICIAN	FM HOUSING CUSTODIAL/MAINT	19930119	1 12	15416
JORDAN	BILLY	PAINTER UTILITY A	FM BLDG & EQUIP MAINT	19950905	1 12	17031
JORDAN	FRANK	LECTURER	IND & ENGR TECHNOLOGY	20000801	1 10	38000
JORDAN	SANDRA	DEAN & PROFESSOR	COLLEGE OF HUM & FINE ARTS	20000701	1 12	90000
JULIAN	FRANK	PROFESSOR	POLITICAL SCI/LEG STDS/TSM	19740701	1 10	70082
KANE	SUSAN	LECTURER	MUSIC	19940811	1 10	33700
KARNES-DENTON	BARBARA	CASHIER	FOOD SERVICE	19811003	1 09	15832
KEARNEY	BARBARA	ASSISTANT PROFESSOR	NURSING	19990801	1 10	47248
KEASLING	CONNIE	COACH HEAD/ASST ACAD COORD	AD WOMEN'S TENNIS	19921101	1 12	39455
KEEL	GEORGIA	COOK	FOOD SERVICE	19871010	1 09	13188
KELLER	RANDAL	ASSOCIATE PROFESSOR	OCCUPATIONAL SAFETY & HEALTH	19960801	1 10	51676
KELLER	ROY	COORDINATOR ACAD TRAINING	IS ACAD COMP & TECH SERVS	19981117	1 12	28667
KELLERMAN	JANICE	BUILDING SERVICES TECHNICIAN	FM BUILDING SERVICES	19890828	1 12	16754
KELLEY	JEFFERY	PARKING ENF/COMM OPERATOR	PUBLIC SAFETY/PARKING	20000412	1 12	15827
KELLIE	ANDREW	PROFESSOR	IND & ENGR TECHNOLOGY	19820801	1 10	56341
KEM	VIRGINIA	LECTURER/ADVISING CENTER	ED STDS, LDRSHIP & COUNSELING	19990801	1 10	35763

ALPHABETICAL LISTING OF EMPLOYEES  
AS OF JANUARY 1, 2001

LAST NAME	FIRST NAME	POSITION TITLE	DEPARTMENT NAME	DATE EMPLOYED	TYPE PERIOD	ANNUAL SALARY
KEMP	MICHAEL	ASSISTANT PROFESSOR	IND & ENGR TECHNOLOGY	19950801	1 10	50132
KENDALL	LARRY	ELECTRONIC TECHNICIAN EMS	FM BLDG & EQUIP MAINT	19851014	1 12	27793
KENDALL	MARK	ELECTRICIAN B	FM BLDG & EQUIP MAINT	19970908	1 12	19477
KENDALL	SHANNA	BUILDING SERVICES TECHNICIAN	FM BUILDING SERVICES	19991011	1 12	13102
KENNEDY III	JAMES	INSTRUCTOR	ENGLISH & PHILOSOPHY	19990801	1 10	34916
KERR	KATHERINE	COORDINATOR OF ADM SERVICES	ADMISSIONS & REGISTRAR	19810624	1 12	34550
KIMBALL	MILES	ASSISTANT PROFESSOR	ENGLISH & PHILOSOPHY	19960801	1 10	37552
KIMBRO	JAIME	CLERK ITN	CE DISTANCE LEARNING/TELECOM	19980825	1 12	16368
KIMBRO	TOMMY	CARPENTER UTILITY A	FM BLDG & EQUIP MAINT	19830502	1 12	28692
KIND	JANICE	ASSOCIATE DIRECTOR	STUDENT FINANCIAL AID	19840502	1 12	40281
KIND	THOMAS	PROFESSOR	GEOSCIENCES	19760801	1 10	62922
KING	CLARENCE	MEDICAL TRANSCRIBER	BVC ADMIN SERV	19831128	1 12	22721
KING	EVA	DEPARTMENT SECRETARY II	SOCIAL WORK, CRIM JUS & GTY	19780828	1 12	20169
KIPPHUT	GEORGE	PROFESSOR & PHY LIMNOLOGIST	CENTER OF EXCELLENCE	19910701	1 10	57814
KIRKS	MARY	MANAGER BUILDING	W KY EXPO CENTER	19740624	1 12	27250
KITRELL	CARRUTH	DEPARTMENT SECRETARY II	GEOSCIENCES	19910114	1 12	17451
KLAPROTH	JANEEN	CLERK NON-CREDIT & YOUTH PRG	CE CENTER FOR CONTINUING ED	20000201	1 12	13982
KLAUS	MARY	SPECIALIST INSTRUCTIONAL DEV	KY ACAD FOR TECH ED	19960826	1 12	24233
KNOWLAND	DANIELLE	COORDINATOR TRAINING	FM ENV SAFETY & HEALTH	20000801	1 12	28000
KOBRAEI	HAMID	PROFESSOR	PHYSICS & ENGINEERING	19850801	1 10	64097
KRAEMER	DAVID	CHAIR & ASSISTANT PROFESSOR	OCCUPATIONAL SAFETY & HEALTH	19860801	1 12	70150
LACEWELL	STEVE	ASSISTANT PROFESSOR VISITING	ECONOMICS & FINANCE	19990801	1 10	58219
LACY	LOIS	SECRETARY/MGT INFO SPEC	W KY SMALL BUSINESS DEV CENT	19890807	1 12	15801
LAMB	DONNA	BUILDING SERVICES TECHNICIAN	FM BUILDING SERVICES	20000807	1 12	12883
LAMB	LARRY	OPERATOR PRESS/UTILITY	IA PRINTING SERVICES	19660816	1 12	25061
LAMB	MICHELE	BLDG SERVICES GROUP LEADER	FM HOUSING CUSTODIAL/MAINT	19880711	1 12	18458
LAMB	RHONDA	SECRETARY/COORD SPEC EVENTS	FOOD SERVICE	19800924	1 12	22910

ALPHABETICAL LISTING OF EMPLOYEES  
AS OF JANUARY 1, 2001

LAST NAME	FIRST NAME	POSITION TITLE	DEPARTMENT NAME	DATE EMPLOYED	TYPE PERIOD	ANNUAL SALARY
LAMB	SHERRY	PROGRAMMER ANALYST	IS ADMIN COMPUTING	19990501	1 12	29330
LAMB	STEVE	GROUNDSKEEPER	FM GROUNDS MAINTENANCE	20000701	1 12	13488
LANCASTER	CARLISLE	EXECUTIVE ACCOUNT	IA WQTV	20001001	1 12	25000
LANDINI	ANN	ASSOCIATE PROFESSOR	JOURNALISM/MASS COMM	19850801	1 10	46658
LANDRUM	MARGARET	CASHIER SENIOR	BURSAR'S OFFICE	19991115	1 12	16047
LANGSTON	CRYSTAL	BUILDING SERVICES TECH LWOP	FM BUILDING SERVICES	20000306	1 12	13145
LANIER	MICHAEL	LECTURER SENIOR	MGT, MKT & BUS ADMIN	19890801	1 10	55982
LAROCK	RUTH	CLERK COMPLIANCE	STUDENT FINANCIAL AID	19870901	1 12	19786
LARSON	JANET	BAKER	FOOD SERVICE	19941201	1 09	12630
LASSITER	PAUL	BUILDING SERVICES TECHNICIAN	FM BUILDING SERVICES	19800828	1 12	20042
LATTO	LOWELL	ASSOCIATE PROFESSOR	ED STDS, LDRSHIP & COUNSELING	19760801	1 10	48968
LAVIT	DANIEL	COORD NON-CREDIT/YOUTH PROG	CE COMMUNITY EDUCATION	19991011	1 12	34275
LAWRENCE	JOSEPH	PATROL OFFICER	PUBLIC SAFETY	20000119	1 12	23624
LAX	RENEE	ADMINISTRATIVE SECRETARY II	UNIVERSITY SCHOLARSHIPS	19970610	1 12	16217
LEE	CYNTHIA	CLERK LIBRARY	LIBRARY	19890213	1 12	16517
LEE	JOYCE	WORKER SERVING LINE	FOOD SERVICE	19980822	1 09	11492
LEE	RANDY	WORKER POTS & PANS	FOOD SERVICE	20000207	1 09	9364
LEONARD	ANDREA	LAB SUPERVISOR	HEALTH SERVICES	19940801	1 12	29210
LESLIE	CAROLYN	ADMINISTRATIVE SECRETARY II	COUNSELING/WOM CTR/ACAD ENH	19930215	1 12	16493
LEWIS	CHERYL	BUILDING SERVICES TECHNICIAN	FM HOUSING CUSTODIAL/MAINT	20001216	1 12	12883
LEWIS	JEFFREY	OPERATOR	ORGANIC PASTEURIZATION PLANT	19981214	1 12	13662
LEWIS	JOHN	COACH ASSISTANT	AD FOOTBALL	20000221	1 12	35700
LEWIS	PHYLLIS	BOOKKEEPER II	LIBRARY	19850916	1 12	21531
LEWIS	SCOTT	ASSISTANT PROFESSOR	MATHEMATICS & STATISTICS	19990801	1 10	39168
LEWIS	TERA	CLERK LIBRARY	LIBRARY	20000909	1 12	12649
LEYS	DALE	PROFESSOR	ART	19770801	1 10	53790
LIDZY	SHERYL	ASSISTANT PROFESSOR	ORGANIZATIONAL COMMUNICATION	20000801	1 10	35500

ALPHABETICAL LISTING OF EMPLOYEES  
AS OF JANUARY 1, 2001

LAST NAME	FIRST NAME	POSITION TITLE	DEPARTMENT NAME	DATE EMPLOYED	TYPE PERIOD	ANNUAL SALARY
LILJEQUIST	LAURA	ASSISTANT PROFESSOR	PSYCHOLOGY	19980801	T 10	39362
LINN	JENNIFER	ADMINISTRATIVE SECRETARY I	INST RES & ACCOUNTABILITY	20000814	1 12	13823
LITCHFORD	JEAN	WORKER POTS & PANS	FOOD SERVICE	19770822	1 09	13318
LIU	JIN	ASSISTANT PROFESSOR	CHEMISTRY	20000801	1 10	38000
LOBERGER	GORDON	ASSOCIATE PROFESSOR	ENGLISH & PHILOSOPHY	19640901	1 10	45888
LOCHTE	KATE	MANAGER STATION	1A WKMS-FM RADIO	19880819	1 12	47258
LOCHTE	ROBERT	PROFESSOR	JOURNALISM/MASS COMM	19880801	1 10	54925
LOCKE	SCOTT	ASSISTANT PROFESSOR	MUSIC	19950801	1 10	38389
LOGANATHAN	BOMMANNA	ASSISTANT PROFESSOR	CHEMISTRY/CTR OF EXCELL	20000101	1 10	41940
LOLLAR	CHARLES	ATHLETIC TRAINER HEAD/LECTUR	AD ATHLETIC TRAINER	19921101	1 12	38194
LONG	GARY	MECHANIC AUTO/SMALL ENGINE	FM TRANSPORTATION SERVICES	19910429	1 12	22582
LOOSENORT	JAMES	COACH RODEO	AGRICULTURE	20000814	1 12	24000
LORRAH	JEAN	PROFESSOR	ENGLISH & PHILOSOPHY	19680901	1 10	60134
LOUGH	MAURICE	ASSISTANT PROFESSOR	ADOL, CAREER & SPEC EDU	19970801	1 10	43826
LOVERIDGE	TERESA	DEPARTMENT SECRETARY II	MATHEMATICS & STATISTICS	19810810	1 12	22848
LOVETT	DONALD	OPERATOR COMMUNICATIONS	PUBLIC SAFETY	19800331	1 12	27980
LUCKO	PAUL	ASSISTANT PROFESSOR	SOCIAL WORK, CRIM JUS & GTY	20000801	1 10	42311
LUECHT	CHANTAL	LABORATORY ASSISTANT SENIOR	BVC KYDA BVC OPERATIONS	19990701	1 12	21500
LUKE	MATTHEW	COACH ASSISTANT	AD FOOTBALL	20000701	1 12	25500
LUSK	KEISHA	ADMISSION COUNSELOR	SCHOOL RELATIONS	20000911	1 12	22000
LYLE	JUDITH	NURSE/HEALTH EDUCATOR	HEALTH SERVICES	19860217	1 10	28064
LYLE III	WILLIAM	ASSISTANT PROFESSOR	COMP SCI & INFO SYSTEMS/TSM	19810801	1 10	63111
LYONS	ROBERT	LECTURER & DIRECTOR	ED STDS, LDRSHP COUN/CTR FIN	20000801	1 12	51000
MABBOTT	HEATHER	DEPARTMENT SECRETARY II	COMP SCI & INFO SYSTEMS	19991025	1 12	14049
MABROUK	JENNY	CLERK LIBRARY	LIBRARY	20000124	1 12	12715
MADDOX	WILLIAM	PROFESSOR	PHYSICS & ENGINEERING	19670901	1 10	67114
MADDOX	ROXANNA	TECHNOLOGIST SENIOR MEDICAL	BVC MICROBIOLOGY	19680301	1 12	50199

ALPHABETICAL LISTING OF EMPLOYEES  
AS OF JANUARY 1, 2001

LAST NAME	FIRST NAME	POSITION TITLE	DEPARTMENT NAME	DATE EMPLOYED	TYPE PERIOD	ANNUAL SALARY
MAGEE	WILLIAM	LECTURER	IND. & ENGR TECHNOLOGY	19970801	1 10	46796
MALDANER	LORETTA	DIRECTOR CENTER	CE AREA HEALTH EDUCATION CTR	19990701	1 12	46800
MALINAUSKAS	BARBARA	LECTURER	ORGANIZATIONAL COMMUNICATION	19970801	1 10	31824
MALINAUSKAS	MARK	PROFESSOR & DIR HONORS PROG	THEATRE & DANCE	19780801	1 10	73506
MANDEEL	ELIZABETH	LECTURER	MODERN LANGUAGES	19990801	1 10	27500
MANESS	AMY	BOOKKEEPER I/SECRETARY LVP	IA REGIONAL SPEC EVENTS CTR	19940815	1 12	17250
MANGOLD	WILLIAM	PROFESSOR/ED JOURN OF BPA	MGT, MKT & BUS ADMIN	19940815	1 10	80290
MARINE	ROBBIE	MANAGER BENEFITS	HUMAN RESOURCES	19710801	1 12	43965
MARINOFF	STANLEY	MANAGER STATION	IA WQTV	19980701	1 12	49657
MARINOFF	SUSAN	ADMINISTRATIVE SECRETARY III	COLLEGE OF EDUCATION	19990719	1 12	15899
MARSHALL	WILLIAM	FOREMAN CARPENTER	FM BLDG & EQUIP MAINT	19780703	1 12	38492
MARTIN	DAVID	ASSISTANT PROFESSOR	MGT, MKT & BUS ADMIN/TSM	19990801	1 10	62353
MARTIN	JULIA	REFERENCE LIBRARIAN/LECTURER	LIBRARY	19990907	1 12	31225
MARTIN	NANCY	COORDINATOR	KY INSTITUTE INT'L STUDIES	19970106	1 12	26750
MARTIN	ROBERT	PROFESSOR	BIOLOGICAL SCIENCES	19930701	1 10	65816
MARTIN	SHIRLEY	COORDINATOR	KHEAA WORK STUDY PROGRAM	19940922	2 12	11220
MASSEY	OSCAR	BUILDING SERVICES TECH/MAINT	CE PADUCAH CAMPUS	19980127	1 12	14302
MASTHAY	MARK	ASSISTANT PROFESSOR	CHEMISTRY	19960801	1 10	41809
MATEJA	JOHN	DEAN & PROFESSOR	COLLEGE OF SCI & ENG TECH	19980701	1 12	95004
MATEJA	SARA	ADMINISTRATIVE SECRETARY II	SPONSORED PROGRAMS	20000226	2 12	12044
MATHENY	LISA	CLERK GRADUATE ADMISSIONS	ADMISSIONS & REGISTRAR	19921209	1 12	17981
MATHIS	GILBERT	PROFESSOR	ECONOMICS & FINANCE	19660701	1 10	78971
MATHIS	JO ANN	EXECUTIVE SECRETARY	VP STUDENT AFFAIRS	19891027	1 12	22908
MATHIS	JOE	BUILDING SERVICES TECHNICIAN	FM BUILDING SERVICES	19900924	1 12	16314
MAUPIN	JERRY	BUILDING SERVICES TECHNICIAN	FM BUILDING SERVICES	19980223	1 12	13804
MAXWELL	CHARLES	PROFESSOR	ECONOMICS & FINANCE	19871201	1 10	87291
MAYES	JERRY	CHAIR & PROFESSOR	ORGANIZATIONAL COMMUNICATION	19720901	1 12	79741



ALPHABETICAL LISTING OF EMPLOYEES  
AS OF JANUARY 1, 2001

LAST NAME	FIRST NAME	POSITION TITLE	DEPARTMENT NAME	DATE EMPLOYED	TYPE PERIOD	ANNUAL SALARY
MCCALLON	MELANIE	CLERK ELECTRONIC TRANSCRIPT	ADMISSIONS & REGISTRAR	20000110	2 12	7086
MCCANDLESS	SHANNON	BUILDING SERVICES TECHNICIAN	FM BUILDING SERVICES	20000911	1 12	12883
MCCARTHY	CAROLINE	ASSISTANT PROFESSOR	MATHEMATICS & STATISTICS	19980801	1 10	41000
MCCLAIN	PAULA	BOOKKEEPER CAPITAL CONSTRUCT	ACCOUNTING & FINANCIAL SVS	20000410	1 12	17152
MCCLAIN	SHERRY	MANAGER	IA NEWS BUREAU	19780501	1 12	31040
MCCLURE	SANDRA	ADMINISTRATIVE SECRETARY I	LIBRARY	19820823	1 12	19349
MCCOIL	CAROLYN	CLERK LIBRARY	LIBRARY	19940606	1 12	13822
MCCOY	JAMES	PROFESSOR/SUPV BUR BUS ECON	ECONOMICS & FINANCE/TSM	19850801	1 10	110000
MCCOY	MICHAEL	BUILDING SERVICES TECHNICIAN	FM BUILDING SERVICES	19900904	1 12	16453
MCCREARY	TERRY	ASSOCIATE PROFESSOR LWP	CHEMISTRY	19880801	1 10	46101
MCCUAN	LADONNA	ADMIN ASST/MBA COORDINATOR	COLLEGE OF BUS & PUB AFFAIRS	19970818	1 12	36782
MCCUISTON	LILA	PHOTOLITHOGRAPHER	IA OFFICE OF PUBLICATIONS	19680101	1 12	28283
MCCUTCHEN	PAT	LECTURER	SOCIOLOGY PROGRAM	20000801	1 10	27500
MCDANIEL	JACKIE	SPECIALIST FOOD SERVICE	FOOD SERVICE	19830822	1 09	20503
MCDONALD	JOHN	DIRECTOR	IA MKT & PUBLIC RELATIONS	19790601	1 12	65005
MCDUGAL	CHARLOTTE	EXECUTIVE SECRETARY	LEGAL SERVICES	19820324	2 12	19951
MCELWAIN	DANIELLE	RESEARCH ASSOCIATE	ECON & FIN/BUREAU ECON RES	19990222	1 12	20000
MCGARY	DAVID	TECHNICIAN TELECOMM SUPPORT	IS TELECOMM SUPPORT	19950701	1 12	33305
MCGAUGHEY	ROBERT	PROFESSOR	JOURNALISM/MASS COMM	19690201	2 10	22735
MCGINNIS	ALEEAH	LIBRARY ASSISTANT I	LIBRARY	19840618	1 12	20994
MCINTOSH	SALLY	LECTURER	ENGLISH & PHILOSOPHY	19910826	2 10	8733
MCKEEL	WILLIAM	DIRECTOR PRODUCTION	IA WQTV/TSM	19981101	1 12	25468
MCKENNA	SHARON	LECTURER SENIOR	NURSING	19950801	1 10	34217
MCKINNEY	ANGELA	BUILDING SERVICES TECHNICIAN	FM HOUSING CUSTODIAL/MAINT	19930918	1 12	15544
MCKINNEY	BRENT	TECH MICROCOMPUTER REPAIR	IS NETWORK & MICRO SERVICES	19990208	1 12	22658
MCLAREN	CINDY	SYSTEMS PROGRAMMER	IS OPERATIONS & SYSTEMS	19800714	1 12	46075
MCLAREN	JOHN	ASSISTANT PROFESSOR	IND & ENGR TECHNOLOGY - TSM	19780801	1 10	48151

ALPHABETICAL LISTING OF EMPLOYEES  
AS OF JANUARY 1, 2001

LAST NAME	FIRST NAME	POSITION TITLE	DEPARTMENT NAME	DATE EMPLOYED	TYPE PERIOD	ANNUAL SALARY
MCILLEN	JOHN	TECHNICIAN ITV/COMPUTER	KY ACAD FOR TECH ED	19990401	1 12	30244
MCILLION	NEIL	COORDINATOR RESIDENCE LIFE	RESIDENCE LIFE/HOUSING	19990728	1 12	24616
MCNEARY	PAUL	PROFESSOR	ADOL, CAREER & SPEC EDU	19780801	1 10	69707
MCNEELY	BONNIE	ASSOCIATE PROFESSOR	MGT, MKT & BUS ADMIN	19870801	1 10	61513
MCNEELY	SAMUEL	LECTURER SENIOR	MGT, MKT & BUS ADMIN	19870801	1 10	26742
MCNEELY	TIMOTHY	TECHNICIAN COMPUTER SUPPORT	COLLEGE OF HUM & FINE ARTS	20001115	1 12	30000
MECKLIN	CHRISTOPHE	ASSISTANT PROFESSOR	MATHEMATICS & STATISTICS	20000801	1 10	40000
MEDINA	JORGE	ASSISTANT PROFESSOR	MODERN LANGUAGES	19990801	1 10	37980
MEDLOCK	VINCENT	COORDINATOR ADVISEMENT	EDUCATIONAL TALENT SEARCH	19960311	1 12	27889
MELOAN	ROSS	DIRECTOR	CAREER SERVICES	19770516	1 12	50916
MELTON	CHANDY	LECTURER	HISTORY	20000801	1 10	27500
MENCHINGER	BRENT	ASSISTANT PROFESSOR	THEATRE & DANCE	20000801	1 10	36000
METTI	MARLENE	COACH ASSISTANT	AD VOLLEYBALL	19990701	1 12	17120
MIKULCIK	JOHN	PROFESSOR	AGRICULTURE	19630901	1 10	62704
MILKMAN	MARTIN	PROFESSOR/DIR BUR BUS ECO RE	ECONOMICS & FINANCE/TSM	19880801	1 10	75637
MILKMAN	VELVET	COACH HEAD	AD WOMEN'S GOLF	19930701	1 10	32219
MILLER	CANDICE	ADMINISTRATIVE SECRETARY I	RESIDENCE LIFE/HOUSING	20000703	1 12	13823
MILLER	CREIGHTON	PROFESSOR	WELLNESS & THERAPEUTIC SCI	19920801	1 10	51742
MILLER	DONNA	ADMINISTRATIVE SECRETARY II	FACULTY SENATE	19770817	2 10	10043
MILLER	FRED	PROFESSOR/COORD GLBL STUDIES	MGT, MKT & BUS ADMIN/TSM	19840801	1 10	84866
MILLER	JAMIE	FOREMAN PLUMBING	FM BLDG & EQUIP MAINT	19870511	1 12	38748
MILLER	JEAN	SENIOR LABORATORY ASSISTANT	BVC CLINICAL PATHOLOGY	20000808	1 12	20000
MILLER	JEAN	ASSOCIATE PROFESSOR	WELLNESS & THERAPEUTIC SCI	19960801	1 10	48550
MILLER	JOHN	FOREMAN HEATING	FM BLDG & EQUIP MAINT	19750303	1 12	40254
MILLER	JOHN	TECHNICIAN	CE DISTANCE LEARNING/TELECOM	20000801	1 12	22000
MILLER	KATHRYN	CONSULTANT PROGRAM	TAT TECH ASSISTANT TEAM	20000401	1 12	29475
MILLER	LINDA	DIRECTOR ACADEMIC COMPUTING	IS ACAD COMP & TECH SERVS	19890801	1 12	52000

ALPHABETICAL LISTING OF EMPLOYEES  
AS OF JANUARY 1, 2001

LAST NAME	FIRST NAME	POSITION TITLE	DEPARTMENT NAME	DATE EMPLOYED	TYPE PERIOD	ANNUAL SALARY
MILLER	MERRY	LECTURER	SOCIAL WORK, CRIM JUS & GTY	19970801	1 10	35972
MILLER	MICHAEL	PROFESSOR	ENGLISH & PHILOSOPHY	19680901	2 10	27983
MILLER	NORMA	CASHIER	FOOD SERVICE	19941114	1 09	12535
MILLER	PAMELA	ADMINISTRATIVE SECRETARY II	KY ACAD FOR TECH ED	19980812	1 12	15731
MILLER	ROSEMARY	DIRECTOR MURRAY SBDC/MGT CON	W KY SMALL BUSINESS DEV CENT	19820106	1 12	36179
MILLER	THOMAS	PROFESSOR & COORD DEF GIFTS	ACCOUNTING	19670901	1 12	120953
MILLER	VERNON	PATROL OFFICER	PUBLIC SAFETY	19991110	1 12	23921
MILLER	VIOLA	SECRETARY CABINET FAM & CHIL	CABINET OF KY HUMAN RESOURCE	19760801	1 12	99472
MINER	ANGELA	COORD STUDENT SUPPORT	IS ACAD COMP & TECH SERVS	19960501	1 12	25189
MINIELLI	MICHAEL	COACH HEAD	AD WOMEN'S SOCCER	19990701	1 12	29890
MINOR	ANN	INSTRUCTOR CLINICAL	NURSING	19820104	1 10	29822
MOHLER	KATHY	CLERK INTERNATIONAL/BIS	ADMISSIONS & REGISTRAR	19951030	1 12	17430
MONROE	NANCY	LABORATORY ASSISTANT SENIOR	BVC HISTOLOGY	19990104	1 12	21505
MOODY	KIM	ADMISSION COUNSELOR	SCHOOL RELATIONS	20000911	1 12	22000
MOORE	BARBARA	ADMINISTRATIVE SECRETARY I	ADVENTURES IN MATH/SCI PROG	20001030	1 12	13823
MOORE	CHARLES	TECHNICIAN NETWORK II	BVC ADMIN SERV	19980708	1 12	32025
MOORE	LINDA	ASSISTANT DIR FOR ANNUAL GIV	IA OFFICE OF DEVELOPMENT	19830901	1 12	34630
MORGAN	GLORIA	COORDINATOR STU ACTIVITIES	CURRIS CENTER ADMINISTRATION	19760826	1 12	29304
MORGAN	JANICE	PROFESSOR	MODERN LANGUAGES	19860801	1 10	49978
MORGAN	JOSEPH	ASSISTANT PROFESSOR	AGRICULTURE	19970801	1 10	42617
MORGAN	JUDITH	ACCOUNTANT FACILITIES	FM FACILITIES MGT ADM	19810720	1 12	31976
MORGAN	MICHAEL	ASSOCIATE PROF/CRD REC LWP	ENGLISH & PHILOSOPHY/IIS	19910801	1 10	24552
MORRIS	LINDA	ANALYST NETWORK	IS NETWORK & MICRO SERVICES	20000101	1 12	37019
MORROW	CRYSTAL	ADMINISTRATIVE SECRETARY I	AD COMPLIANCE	19960729	1 12	17114
MORSE	KELLY	COORD OF COMMUNITY RELATIONS	CE HOPKINSVILLE EXT CAMPUS	19991201	1 12	53759
MOTT	KELLY	ADMIN SEC/ACCOUNTS CONTROL	VP FIN & ADMIN SERVICES	19800804	1 12	27529
MULLIGAN JR	WILLIAM	ASSOCIATE PROFESSOR	HISTORY	19930801	1 10	45298

ALPHABETICAL LISTING OF EMPLOYEES  
AS OF JANUARY 1, 2001

LAST NAME	FIRST NAME	POSITION TITLE	DEPARTMENT NAME	DATE EMPLOYED	TYPE PERIOD	ANNUAL SALARY
MULLINS	SHAUNA	COORDINATOR INTERIM MATH	CE COMMUNITY COLLEGE	20000801	1 10	25000
MURDOCK	JAMES	BUS DRIVER/MECHANIC	FM TRANSPORTATION SERVICES	19951128	1 12	17220
MURDOCK	JOHN	GROUNDSKEEPER II	FM GROUNDS MAINTENANCE	19981012	1 12	15042
MURPHY	JANIS	ASSISTANT PROFESSOR	ED STDS, LDRSHP & COUNSELING	19910701	1 10	43370
MURPHY	PETER	CHAIR & ASSOCIATE PROFESSOR	ENGLISH & PHILOSOPHY	19980801	1 12	73867
MURRAY	KEVIN	BUILDING SERVICES TECHNICIAN	FOOD SERVICE	20000801	1 09	10119
MURRAY	ROBERT	INSTRUCTOR	MUSIC	19990801	1 10	35760
MUSCIO	FUGEN	COORDINATOR INST RESEARCH	INST RES & ACCOUNTABILITY	19830606	1 12	35259
MUSCIO JR	OLIVER	PROFESSOR/RC HEAD	CHEMISTRY	19760801	1 10	64250
MUKA	NKOMBO	DEAN ASST INTERIM/ASSOC PROF	COLLEGE OF BUS & PUB AFFAIRS	19940915	1 12	79967
MYATT	SHARON	LECTURER SENIOR	NURSING	19830801	1 10	41174
MYHILL	LINDA	MANAGER RESEARCH & RECORDS	IA OFFICE OF DEVELOPMENT	19860428	1 12	22899
NABEREZNY	PAUL	COUNSELOR & LECTURER	COUNSELING/WOM CTR/ACAD ENH	19750801	1 12	47274
NANCE	RUTH	FOREMAN BINDERY	IA PRINTING SERVICES	19800116	1 12	23899
NASH	LISA	LABORATORY ASSISTANT SENIOR	BVC MICROBIOLOGY	19951023	1 12	23413
NAUGLE	BURL	ASSOCIATE PROFESSOR	GEOSCIENCES	19810801	1 10	53503
NAMAN	JOY	ASSISTANT PROFESSOR	ED STDS, LDRSHP & COUNSELING	19970801	1 10	41515
NEELON	ANN	ASSOCIATE PROFESSOR	ENGLISH & PHILOSOPHY	19920801	1 10	44414
NELSON	CHRISTI	SPECIALIST STUDY ABROAD PROG	KY INSTITUTE INT'L STUDIES	19970721	1 12	17091
NESBITT	DEBBIE	DEPARTMENT SECRETARY II	MGT, MKT & BUS ADMIN	19980320	1 12	15629
NEWBERN	DOROTHY	DIRECTOR/INSTRUCTOR	CE ADULT LEARNING CENTER	19911216	1 12	42743
NEWSOME	DEBORAH	CASHIER	FOOD SERVICE	19800811	1 09	15631
NEWSOME	HOWARD	FOREMAN ENVIRONMENTAL CONT	FM BLDG & EQUIP MAINT	19740603	1 12	38748
NEWTON	SHERRY	MEDICAL TRANSCRIBER	BVC ADMIN SERVICES	19981228	1 12	14362
NICHOLS	GEORGE	PROFESSOR	OCCUPATIONAL SAFETY & HEALTH	19690901	1 10	61140
NICHOLS	PATSY	PROFESSOR	MGT, MKT & BUS ADMIN	19780101	1 10	66658
NISS	CHRISTOPHE	VISITING GUEST ARTIST/DANCE	THEATRE & DANCE	20000801	1 10	32000

ALPHABETICAL LISTING OF EMPLOYEES  
AS OF JANUARY 1, 2001

LAST NAME	FIRST NAME	POSITION TITLE	DEPARTMENT NAME	DATE EMPLOYED	TYPE PERIOD	ANNUAL SALARY
NIFFENEGGER	JOANN	ASSISTANT PROFESSOR	EARLY CHILDHOOD & ELEM EDU	19970801	1 10	39800
NIFFENEGGER	PHILLIP	PROFESSOR	MGT, MKT & BUS ADMIN	19750801	1 10	77275
NIMMO	PATRICIA	LECTURER	MATHEMATICS & STATISTICS	20000101	1 05	13000
NIX	BRENDA	DIRECTOR	KY ACAD FOR TECH ED	20000801	1 12	57874
NORD	KATHLEEN	ADMINISTRATIVE SECRETARY III	HUMAN RESOURCES	19921005	1 12	18375
NORSWORTHY	MARTHA	DEPARTMENT SECRETARY I	PSYCHOLOGY	19800102	1 11	17009
NORTHINGTON	WADE	NECROPSY COORDINATOR	BVC PATHOLOGY	19990101	1 12	54725
NYGAARD	NANCY	ASSOC PROF/PROJECT DIR	RURAL ALLIED HEALTH NURSING	19840101	1 10	61777
OATHMAN	KIM	ENGINEER CHIEF	FM ENGR & ARCH SERV	19981012	1 12	55043
OBIEN	MARIA	ASSISTANT DIRECTOR	TELECOMM SYSTEMS MGT	19990728	1 12	41600
OBRIEN	SUSAN	ASSISTANT PROFESSOR	ART	19990801	1 10	36863
OBRYAN	JERRY	MECHANIC AUTO/SMALL ENGINE	FM TRANSPORTATION SERVICES	19950213	1 12	22392
OEDING	RANDALL	COOK	FOOD SERVICE	19800916	1 09	14268
OHL	JENNIFER	OUTREACH COORDINATOR	UPWARD BOUND	19970811	1 12	27091
OLIVER	WILLIAM	LECTURER	COMP SCI & INFO SYSTEMS	19860801	1 10	44548
ONEAL	SHASTA	CLERK TV PROGRAM	IA WQTV/TSM	19980901	1 12	15786
OPPERMAN	LARRY	AGENT PURCHASING	PROCUREMENT	19930118	1 12	31802
ORVINO-PROULX	ROBIN	LECTURER	JOURNALISM/MASS COMM	19980801	1 10	35252
OSBORNE	CAROL	ASSISTANT PROFESSOR	ENGLISH & PHILOSOPHY	19980801	1 10	39232
OSBORNE	MARTHA	SUPERVISOR PRODUCTION CONT	IS OPERATIONS & SYSTEMS	19770825	1 12	30596
OSBORNE	RONALD	COACH ASSISTANT	AD BASEBALL	19970714	1 12	29802
OUTLAND	MELISSA	CLERK ACCOUNTS CONTROL	CE CENTER FOR CONTINUING ED	19960916	1 12	16565
OUTLAND	VIRGINIA	LECTURER	ADOL, CAREER & SPEC EDU	20000801	1 10	27500
OVERBEY	JERRY	WORKER BEVERAGE LINE	FOOD SERVICE	19970210	1 09	10686
OVERBY	PATSY	BOOKKEEPER II/FOUNDATION	MSU FOUNDATION	19870914	1 12	23000
OWEN	BRENDA	ADMINISTRATIVE SECRETARY II	PROVOST/VP ACADEMIC AFFAIRS	19700914	1 12	24221
OWEN	DAVID	ASSOCIATE PROFESSOR DIR CSL	CHEMISTRY	19780801	1 10	56620

ALPHABETICAL LISTING OF EMPLOYEES  
AS OF JANUARY 1, 2001

LAST NAME	FIRST NAME	POSITION TITLE	DEPARTMENT NAME	DATE EMPLOYED	TYPE PERIOD	ANNUAL SALARY
OWEN	STEVEN	BUILDING SERVICES TECHNICIAN	BVC ADMIN SERV	19961118	1 12	13833
OWEN	WILTON	CLERK WAREHOUSE CONTROL	FM FACILITIES MGT ADM	19880919	1 12	19204
OWENS	KAREN	CLERK WELCOME CENTER	WICKLIFFE WELCOME CENTER	19900810	1 12	15995
OWENS	MARY	MERCHANDISER EMBLEMATIC	UNIVERSITY STORE	19810105	1 12	20196
OWUSU-ANSAH	EDWARD	REF LIBRARIAN/ASST PROFESSOR	LIBRARY	19990621	1 12	36871
PACE	GARY	GROUNDSKEEPER	FM GROUNDS MAINTENANCE	19780710	1 12	20270
PADGETT	MAMIE	DEPARTMENT SECRETARY II	TEACHER EDUCATION SERVICES	19870810	1 12	18029
PAGE	ANNA	CASHIER	FOOD SERVICE	19941015	1 09	12549
PALMER	WILLIAM	ASSISTANT PROFESSOR	IND & ENGR TECHNOLOGY	19900801	1 10	53757
PANNUNZIO	JOE	COACH HEAD	AD FOOTBALL	20000131	1 12	80734
PARADISE	DORIS	ASST DIRECTOR FOR POSTAL SER	POSTAL SERVICES	19850114	1 12	37077
PARHAM	DORIS	DIRECTOR	ADVENTURES IN MATH/SCI PROG	19880122	1 12	43000
PARKER	CAROLYN	CASHIER HEAD & ASST PRO SHOP	MSU FOUNDATION GOLF	19840701	1 12	24033
PARKER	LINDA	BUILDING SERVICES TECHNICIAN	FM HOUSING CUSTODIAL/MAINT	19970121	1 12	14157
PARKER	STEPHEN	SPORTS INFORMATION DIRECTOR	AD ATHLETIC MEDIA RELATIONS	19970710	1 12	30000
PARM	JANICE	REGISTRAR ASSISTANT	ADMISSIONS & REGISTRAR	19760202	1 12	29886
PARRISH	BETTY	WORKER SALAD	FOOD SERVICE	19980928	1 09	11135
PARRISH	KATHRYN	BUILDING SERVICES TECHNICIAN	FM BUILDING SERVICES	19931004	1 12	14966
PASCHALL	BETTY	WORKER SERVING LINE	FOOD SERVICE	19970927	1 09	11160
PASCHALL	DIAN	COOK	FOOD SERVICE	19850817	1 09	13840
PASCHALL	KIMBERLY	NURSE STAFF	HEALTH SERVICES	19980817	1 09	24321
PATMOR	GEORGE	ASSISTANT PROFESSOR	ADOL, CAREER & SPEC EDU	19990801	1 10	38699
PATTERSON	H	ANALYST BUSINESS SYSTEMS	IS INFORMATION SYSTEMS	19790625	1 12	57387
PAYNE	JUDITH	LECTURER SENIOR	ADOL, CAREER & SPEC EDU	19780801	1 10	43926
PAYNE	REGNIALD	BUILDING SERVICES TECHNICIAN	FM BUILDING SERVICES	19950703	1 12	14182
PAYNE	WILLIAM	PROFESSOR	AGRICULTURE	19760801	1 10	73230
PEARSON	KELLY	ASSISTANT PROFESSOR	MATHEMATICS & STATISTICS	20000801	1 10	38000

ALPHABETICAL LISTING OF EMPLOYEES  
AS OF JANUARY 1, 2001

LAST NAME	FIRST NAME	POSITION TITLE	DEPARTMENT NAME	DATE EMPLOYED	TYPE PERIOD	ANNUAL SALARY
PERFETTI	HEATHER	LECTURER	SOCIAL WORK, CRIM JUS & GTY	20000801	1 10	40000
PERLOW	MICHAEL	ASSOCIATE PROFESSOR	NURSING	19840801	1 10	54427
PERRY	LEIGH	ASSISTANT DIRECTOR FOR DEV	IA OFFICE OF DEVELOPMENT	19971110	1 12	47489
PERVINE	ROBERT	ASSISTANT DEAN & ASSOC PROF	COLLEGE OF SCI & ENG TECH	19850801	1 12	66000
PHILLIPS	NANCY	LECTURER/COORD WRITING	CE COMMUNITY COLLEGE	19980801	1 10	26615
PHILLIPS	THOMAS	MANAGER UNIVERSITY LAN	IS NETWORK & MICRO SERVICES	19971001	1 12	38240
PHILLIPS	VERNA	DEPARTMENT SECRETARY II	JOURNALISM/MASS COMM	19800303	1 12	19465
PIERCE	CAMISHA	DIRECTOR	AFRICAN-AMER STUDENT SERV	19960801	1 12	35112
PIERCE	JEFFERY	BUILDING SERVICES TECHNICIAN	CURRIS CENTER OPERATIONS	19821002	1 12	19577
PIERCE	LINDA	SUPERVISOR GRAPHIC DESIGN	IA OFFICE OF PUBLICATIONS	19780628	1 12	33482
PIERCEALL	JAMES	LECTURER	IND & ENGR TECHNOLOGY	20000821	1 10	32000
PIERCEALL	RICHARD	BLDG SERVICES GROUP LEADER	FM BUILDING SERVICES	19840611	1 12	19669
PILGRIM	ROBERT	ASSISTANT PROFESSOR	COMP SCI & INFO SYSTEMS/TSM	19900801	1 10	64302
PITTMAN JR	LOUIS	VET PATHOLOGIST/LECTURER	BVC PATHOLOGY	19940601	1 12	63165
POOR	MARTHA	ADMINISTRATIVE CLERK I	BVC ADMIN SERV	19890201	1 12	20723
POPE	CHRISTIAN	ASSISTANT ATHLETIC DIRECTOR	AD COMPLIANCE	19990715	1 12	37710
PORTER	SHIRLEY	WORKER GLASS ROOM	BVC ADMIN SERV	19871001	1 12	16031
POSEY	JOHN	BUILDING SERVICES TECHNICIAN	FM BUILDING SERVICES	19960805	1 12	14153
POSEY	MARIAN	DIRECTOR INSTITUTIONAL SVCS	VP INSTITUTIONAL ADVANCEMENT	19780116	1 12	44743
POSEY	THOMAS	PROFESSOR LWP	PSYCHOLOGY	19690901	1 10	69943
POWELL	ELIZABETH	ASSISTANT PROFESSOR	NURSING	19810801	1 10	54527
POWELL	LORETTA	DEPARTMENT SECRETARY II	OCCUPATIONAL SAFETY & HEALTH	19820830	1 12	21149
POWELL	MALINDA	GIS SPECIALIST	MARC FT CAMPBELL IPA	19960819	1 12	39297
POWELL	RONALD	MANAGER WEB	IA MKT & PUBLIC RELATIONS	19970714	1 12	36000
POYNOR	ANITA	BURSAR	BURSAR'S OFFICE	19810817	1 12	49120
PRATER	JEFF	MANAGER TV OPERATIONS/LECT	JOURNALISM/MASS COMM	19940120	1 12	28189
PRESCOTT	JAMES	CARPENTER UTILITY A	FM BLDG & EQUIP MAINT	19720918	1 12	31738

ALPHABETICAL LISTING OF EMPLOYEES  
AS OF JANUARY 1, 2001

LAST NAME	FIRST NAME	POSITION TITLE	DEPARTMENT NAME	DATE EMPLOYED	TYPE PERIOD	ANNUAL SALARY
PRESTFELDT JR	CARL	DIRECTOR OF THE BUDGET	BUDGET OFFICE	19961030	1 12	69615
PRICE	KATHLEEN	ASSOCIATE DIRECTOR	HEALTH SERVICES	19790730	1 12	40734
PRICE JR	WILLIAM	ASSOC PROV/PROF/CRD GR ST	PROVOST/VP ACADEMIC AFFAIRS	19620901	2 12	48082
PRITCHETT	APRIL	LECTURER	MATHEMATICS & STATISTICS	19970801	1 10	27527
PRITCHETT	TIMOTHY	TRUCK DRIVER WAREHOUSE	PROCUREMENT	19901215	1 12	16135
PURCELL	JOHN	ASSOCIATE PROFESSOR	ADOL, CAREER & SPEC EDU	19740801	1 10	51855
PURCELL	MEL	COACH TENNIS	AD MEN'S TENNIS	19910801	2 12	21046
PURCELL	TRACI	SUPERVISOR COMMUNICATION	PUBLIC SAFETY	20001016	1 12	30793
PURDOM	SHERRY	COORD MEDIA & SPECIAL EVENTS	IA UNIV RELS & ALUM AFFAIRS	19980323	1 12	23154
QUIRAN	KENNETH	TRUCK DRIVER SANITATION	FM GROUNDS MAINTENANCE	20000320	1 12	13753
RADCLIFFE	RICHARD	ASSISTANT PROFESSOR	ADOL, CAREER & SPEC EDU	19980801	1 10	39689
RADFORD	DEBRA	ADMINISTRATIVE SECRETARY III	ESL PROGRAM	19990909	1 12	16163
RADKE	PAUL	DIRECTOR	SCHOOL RELATIONS	19860320	1 12	56617
RAGSDALE	MAYDA	DEPARTMENT SECRETARY II	CE COMMUNITY COLLEGE	19920824	1 12	16139
RAJ	VICTOR	ASSOCIATE PROFESSOR	COMP SCI & INFO SYSTEMS/TSM	19900801	1 10	69336
RALL	JOHN	GENERAL COUNSEL	LEGAL SERVICES	19970317	1 12	86082
RAMAGE	MICHAEL	COORDINATOR WORKSHOP/TSM WEB	TELECOMM SYSTEMS MGT	20000601	1 12	35000
RAMSEY	DAVID	COOK	FOOD SERVICE	19980929	1 09	10906
RAMSEY	EDDIE	LOCKSMITH A	FM BLDG & EQUIP MAINT	19820913	1 12	24638
RAMSEY	EMMA	LIBRARY ASSISTANT I	LIBRARY	19780814	1 12	22058
RAMSEY	JASON	PLUMBER B	FM BLDG & EQUIP MAINT	19960617	1 12	18821
RANDOLL	MAUREEN	LIEUTENANT INVESTIGATOR	PUBLIC SAFETY	19890916	1 12	28693
RASPBERRY	RITA	DEPARTMENT SECRETARY II	CHEMISTRY	19840901	1 12	18820
RATLIFF	JUDY	ASSOCIATE PROFESSOR	CHEMISTRY	19930801	1 10	45076
RAY	CLOVIS	WORKER STOCKROOM	FOOD SERVICE	19900816	1 09	14153
RAY	TERI	ASSISTANT BENEFITS MANAGER	HUMAN RESOURCES	19990405	1 12	24065
REA	STEPHANIE	LECTURER	MUSIC	20000801	1 10	32000



ALPHABETICAL LISTING OF EMPLOYEES  
AS OF JANUARY 1, 2001

LAST NAME	FIRST NAME	POSITION TITLE	DEPARTMENT NAME	DATE EMPLOYED	TYPE PERIOD	ANNUAL SALARY
REDDICK	CHRIS	ASSISTANT PROFESSOR	POLITICAL SCI/LEGAL STUDIES	20000801	1 10	47000
REED	MARY	LECTURER	ECONOMICS & FINANCE	19980101	1 10	34091
REED	THOMAS	SUPERVISOR BUILDING SERVICES	FM HOUSING CUSTODIAL/MAINT	19850821	1 12	23804
REEVES	KATE	MANAGER	1A WRATHER MUSEUM	19970527	1 12	22878
REICHMUTH	ROGER	DIRECTOR	1A OFFICE OF DEVELOPMENT	19700901	1 12	75894
REYNA	PEDRO	MANAGER PROJECT	FM HB622 CAPITAL CONSTR ADM	20000114	1 12	36663
REYNOLDS	DEBORAH	ADMINISTRATIVE SECRETARY II	PUBLIC SAFETY	20000701	1 12	14842
RHODES	MARLO	SPECIALIST CAREER SERVICES	CAREER SERVICES	19990805	1 12	23864
RICE	GARY	TECHNICIAN FIELD	CENTER OF EXCELLENCE	19890115	1 12	31886
RICE	GEORGE	ASSISTANT PROFESSOR VISITING	COMP SCI & INFO SYSTEMS/TSM	19990801	1 10	52645
RICE	HOWARD	CONSULTANT INSTRUCTIONAL TEC	IS ACAD COMP & TECH SERVS	19920701	1 12	35456
RICE	PAMELA	ASSOCIATE PROFESSOR	WELLNESS & THERAPEUTIC SCI	19820801	1 10	46546
RICE	SAMUEL	SYSTEMS PROGRAMMER	IS OPERATIONS & SYSTEMS	19840130	1 12	44142
RICH	ERIC	TECHNICIAN EQUIPMENT	KY ACAD FOR TECH ED	20000701	1 12	27229
RICHERSON	NORMA	ADMINISTRATIVE SECRETARY II	LIBRARY	19700427	1 12	21906
RICHERSON	VIRGINIA	PROFESSOR/DIR DECA/FBLA	ADOL, CAREER & SPEC EDU	19850801	1 10	63152
RIDDLE	SHERILYN	ADMIN SEC I/CHEERLEADER SPON	AD FOOTBALL	19970929	1 12	14940
RIDLEY	RENEE	LECTURER	NURSING	19980801	1 10	34382
RIGGINS	TAMMIE	ADMINISTRATIVE SECRETARY III	MSU FOUNDATION	19990628	1 12	18014
RILEY	DONALD	ASSOC DIR CAPITAL CONST ADM	FM HB622 CAPITAL CONSTR ADM	19980915	1 12	54651
RIPLEY	FREDERICK	ASSISTANT PROFESSOR	MUSIC	19980801	1 10	37100
RITTER	ALYSIA	PROFESSOR	PSYCHOLOGY	19890801	1 10	52064
ROACH	DAVID	ASSISTANT PROFESSOR	MATHEMATICS & STATISTICS	20000801	1 10	40500
ROBERTS	JOHN	BUILDING SERVICES TECHNICIAN	FOOD SERVICE	19820625	1 09	14514
ROBERTS	TRACY	SPECIALIST RESEARCH/NCAA	ADMISSIONS & REGISTRAR	19960624	1 12	23703
ROBERTSON	A	ASSISTANT PROFESSOR	EARLY CHILDHOOD & ELEM EDU	19980801	1 10	38711
ROBERTSON	DON	VICE PRESIDENT & ASST PROF	VP STUDENT AFFAIRS	19910801	1 12	94950

ALPHABETICAL LISTING OF EMPLOYEES  
AS OF JANUARY 1, 2001

LAST NAME	FIRST NAME	POSITION TITLE	DEPARTMENT NAME	DATE EMPLOYED	TYPE PERIOD	ANNUAL SALARY
ROBERTSON	JEANIE	LECTURER/COORD FIELD SERVICE	TEACHER EDUCATION SERVICES	19930901	1 12	39837
ROBINSON	FRANKLIN	PROFESSOR	ENGLISH & PHILOSOPHY	19680901	1 10	58090
ROBINSON	JANET	LECTURER	ENGLISH & PHILOSOPHY	19910801	2 10	8733
ROBINSON	LAURA	DEPARTMENT SECRETARY II	WELLNESS & THERAPEUTIC SCI	19980929	2 12	7801
ROBINSON	RONALD	AGENT RECEIVING & INVENTORY	UNIVERSITY STORE	19990405	1 12	14939
ROBINSON	SHANNON	BUILDING SERVICES TECH LWOP	FM BUILDING SERVICES	20000410	1 12	12883
ROBINSON III	THOMAS	ASSISTANT PROFESSOR	PSYCHOLOGY	19950801	1 10	40355
ROGERS	KATHY	MANAGER RACER CARD SYSTEM	FOOD SERVICE/RACER CARD	19920803	1 12	24182
ROGERS	KELLY	ASSISTANT PROFESSOR	WELLNESS & THERAPEUTIC SCI	19980101	1 10	39044
ROGERS	LORI	ADMINISTRATIVE SECRETARY II	HONORS PROGRAM	19891024	1 12	18213
ROGERS	MARY	SUPERVISOR	FOOD SERVICE	19871010	1 09	18071
ROGERS	RHONDA	DEPARTMENT SECRETARY II	PHYSICS & ENGINEERING	19810908	1 12	22766
ROGERS	SANDRA	ASSISTANT TO THE PRESIDENT	PRESIDENT'S OFFICE	19620901	1 12	53796
ROGERS	SUSAN	MGR BUS OPER/GATEWAY SUPERV	NATIONAL SCOUTING MUSEUM	19940808	1 09	23108
ROMERO	ERNEST	SPECIALIST CULTURAL	CE AREA HEALTH EDUCATION CTR	20000501	1 12	29120
ROSE	BARBARA	ADMINISTRATIVE ASSISTANT	PROVOST/VP ACADEMIC AFFAIRS	19710823	1 12	43007
ROSE	CANDANCE	CLERK LIBRARY	LIBRARY	20000327	1 12	12715
ROSE	JACK	DEAN & PROFESSOR	COLLEGE OF EDUCATION	19980701	1 12	98808
ROSE	JOSEPH	ASSOCIATE PROFESSOR	POLITICAL SCI/LEGAL STUDIES	19660901	1 10	55633
ROSE	WINFIELD	PROFESSOR	POLITICAL SCI/LEGAL STUDIES	19790701	1 10	65636
ROSS	TRACY	OPERATIONS/WEB/SPORTS/COORD	IA WKMS-FM RADIO	20000815	1 12	19000
ROTH	KENNETH	ASST ATH DIR FOR MKT & PROMO	AD ATHLETIC DIRECTOR	19990712	1 12	87075
ROULSTON	HELEN	ASSOCIATE PROFESSOR	ENGLISH & PHILOSOPHY	19640915	1 10	41435
ROWHUFF	STEVEN	OPERATOR COMPUTER	IS OPERATIONS & SYSTEMS	19961016	1 12	22431
ROWLAND	BRENDA	MANAGER	IS NETWORK & MICRO SERVICES	19791126	1 12	48794
ROWLETT	LORI	SPECIALIST MARKETING & PROMO	AD ATHLETIC DIRECTOR	19950924	1 12	26188
ROWLETT	STEPHEN	BLDG SERVICES GROUP LEADER	CURRIS CENTER OPERATIONS	19980102	1 12	15245

ALPHABETICAL LISTING OF EMPLOYEES  
AS OF JANUARY 1, 2001

LAST NAME	FIRST NAME	POSITION TITLE	DEPARTMENT NAME	DATE EMPLOYED	TYPE PERIOD	ANNUAL SALARY
ROYALTY	JOEL	PROFESSOR	PSYCHOLOGY	19850801	1 10	57588
RUDOLPH	HOLLY	ASSOCIATE PROFESSOR	ACCOUNTING	19810112	1 10	76365
RUDOLPH	JAMES	DIRECTOR INTERIM & PROFESSOR	SCHOOL OF AGRICULTURE	19730801	1 12	86775
RUDOLPH	JASON	BUILDING SERVICES TECHNICIAN	FM BUILDING SERVICES	19970908	1 12	14075
RUNNELS	BRIAN	CHAIR & PROFESSOR	MUSIC	19950701	1 12	74546
RUSSELL	SHARON	ADMINISTRATIVE SECRETARY I	AD ATHLETIC DIRECTOR	19800701	1 12	20630
RUTLAND	DON	BRICK MASON	FM BLDG & EQUIP MAINT	19970616	1 12	27420
SAINT PAUL	THERESE	ASSISTANT PROFESSOR	MODERN LANGUAGES	20000801	1 10	35000
SALES	TIMOTHY	PATROL OFFICER	PUBLIC SAFETY	20000119	1 12	23624
SANCHEZ III	PABLO	COACH ASSISTANT	AD MENS/WOMENS TRACK	19990801	1 12	20099
SANDERS	BARBARA	SUPERVISOR	FOOD SERVICE	19850330	1 09	18438
SANDERS	MICHELE	PROGRAMMER ANALYST	IS ADMIN COMPUTING	19990501	1 12	31425
SANDERSON	ALISSA	LABORATORY ASSISTANT SENIOR	BVC HISTOLOGY	19960927	1 12	22756
SANECKI	ROBIN	HEAD PATH/ASSOCIATE PROF	BVC PATHOLOGY	19911001	1 12	75265
SASSEEN	AMY	ACCOUNTANT EXTERNAL REPORTIN	ACCOUNTING & FINANCIAL SVS	19980720	1 12	45209
SASSO	PAUL	PROFESSOR	ART	19810801	1 10	54504
SAUCIER	ROBERT	BUILDING SERV TECH/ENVIRONME	FM HOUSING CUSTODIAL/MAINT	19950807	1 12	14690
SAUNDERS	DORIS	TANF COUNSELOR	CE K-TAP	19990701	1 12	26250
SCAFELLA	JEANNE	CHAIR & PROFESSOR	JOURNALISM/MASS COMM	19970801	1 12	71211
SCARBROUGH	SCOTT	GROUNDSKEEPER	FM GROUNDS MAINTENANCE	20001204	1 12	13488
SCHECTER	MARC	FOREMAN ELECTRICAL	FM BLDG & EQUIP MAINT	19761122	1 12	41047
SCHELL JR	WILLIAM	ASSOCIATE PROFESSOR	HISTORY	19910801	1 10	41631
SCHNEIDERMAN	STEVEN	ASSOCIATE PROFESSOR	IND & ENGR TECHNOLOGY	19890701	1 10	59449
SCHOENFELDT	ROGER	CHAIR INTERIM & PROFESSOR	MGT, MKT & BUS ADMIN	19680901	1 12	100103
SCHROCK	PEGGY	ASSOCIATE PROFESSOR	ART	19900801	1 10	43519
SCHROEDER	OWEN	ASSISTANT DIRECTOR	BVC ADMIN SERV	19870323	1 12	63818
SCHWEPKER	DAVID	COACH HEAD & LECTURER	AD VOLLEYBALL	19980203	1 12	34714

ALPHABETICAL LISTING OF EMPLOYEES  
AS OF JANUARY 1, 2001

LAST NAME	FIRST NAME	POSITION TITLE	DEPARTMENT NAME	DATE EMPLOYED	TYPE PERIOD	ANNUAL SALARY
SCOTT	FRANK	BUILDING SERVICES TECHNICIAN	FM BUILDING SERVICES	20000821	1 12	12883
SCOTT	GARY	ANNOUNCER/PRODUCER	1A WKMS-FM RADIO	19990701	1 12	22750
SCOTT	LINDA	PROGRAMMER ANALYST SENIOR	IS ADMIN COMPUTING	19920728	1 12	41984
SCOTT	RICHARD	ASSOCIATE PROFESSOR	MUSIC	19830801	1 10	48792
SCOTT	SHIRLEY	PARKING SUPERVISOR	PUBLIC SAFETY/PARKING	19910126	1 12	20382
SEAY	ROBERT	PROFESSOR	ACCOUNTING	19850801	1 10	87402
SEGO	SANDRA	ASSISTANT PROFESSOR VISITING	PSYCHOLOGY	20000801	1 10	35000
SEMLER	JANE	MICROBIOLOGIST I	BVC MICROBIOLOGY	19980908	1 12	27560
SERRE	CAMILLE	PROFESSOR	ART	19850801	1 10	52415
SEWARD	PAMELA	CLERK DATA ENTRY	STUDENT FINANCIAL AID	19970915	1 12	14562
SHANKLIN	CARISSA	ADMINISTRATIVE CLERK II	RESIDENCE LIFE/HOUSING	19981026	1 12	15214
SHEARER	JUDITH	BOOKKEEPER/SECRETARY	ART	19930825	1 12	18151
SHEARER	MARK	ELECTRICIAN A	FM BLDG & EQUIP MAINT	19930405	1 12	24026
SHEETS	BRENDA	LECTURER	COMP SCI & INFO SYSTEMS	19980101	1 10	33890
SHELBY	VERNEDA	LECTURER SENIOR	GEOSCIENCES	19850101	1 10	37168
SHELLEY	JOHNNY	OPERATOR COMPUTER	IS OPERATIONS & SYSTEMS	19860818	1 12	23973
SHELTON	FRED	GROUNDKEEPER II	FM GROUNDS MAINTENANCE	19980105	1 12	15440
SHELTON	RITA	LAB COORD/SECRETARY	BPA COMPUTER LAB	19870105	1 12	21557
SHEPHARD	RAVON	PATROL OFFICER	PUBLIC SAFETY	20000119	1 12	21456
SHERIDAN	ANDREA	BUILDING SERVICES TECHNICIAN	FM BUILDING SERVICES	19830912	1 12	18661
SHIELDS	JOETTE	DEPARTMENT SECRETARY I	JOURNALISM/MASS COMM	19840823	1 10	13528
SHIELDS	MICHAEL	MAINTENANCE WORKER II	W KY EXPO CENTER	19890925	1 12	19031
SHOAF	ANITA	CASHIER	FOOD SERVICE	19970927	1 09	12317
SHORT	AMY	ESL INSTRUCTOR	ESL PROGRAM	20000119	1 10	26188
SHUPE	RICKMAN	CARPENTER UTILITY A	FM BLDG & EQUIP MAINT	19860801	1 12	22964
SICKEL	JAMES	PROFESSOR	BIOLOGICAL SCIENCES	19750801	1 10	52787
SIEBOLD	BERT	PROFESSOR	IND & ENGR TECHNOLOGY	19820801	1 10	57990

ALPHABETICAL LISTING OF EMPLOYEES  
AS OF JANUARY 1, 2001

LAST NAME	FIRST NAME	POSITION TITLE	DEPARTMENT NAME	DATE EMPLOYED	TYPE PERIOD	ANNUAL SALARY
SIEFKER	ANDREW	ASSISTANT PROFESSOR	MATHEMATICS & STATISTICS	19980801	1 10	40359
SIEFKER	CONNIE	LECTURER	NURSING	19990801	1 10	31407
SIETING	LOUIE	EQUIPMENT OPERATOR A	FM GROUNDS MAINTENANCE	19881010	1 12	21713
SIMMONS	BARRY	MANAGER FARM	AGRICULTURE	19840910	1 12	36659
SIMMONS	CANDACE	ADMINISTRATIVE SECRETARY I	CE DISTANCE LEARNING/TELECOM	19980520	1 12	15295
SIMMONS	MARGARET	ASST ATH DIR/ACADEMICS	AD ATHLETIC DIRECTOR	19690901	1 12	49722
SIMPSON	JAMES	TECHNICIAN II NETWORK	IS NETWORK & MICRO SERVICES	19990208	1 12	34381
SIMPSON	JAMES	MAINTENANCE WORKER II	RESIDENCE LIFE/HOUSING	19961007	1 12	16614
SIMPSON	MILDRED	SUPERVISOR MEDIA/SUPPLY	BVC ADMIN SERV	19680819	1 12	27564
SIMPSON	VELMA	WORKER SERVING LINE	FOOD SERVICE	20000126	1 09	9427
SIMS	ANNIE	BUILDING SERVICES TECHNICIAN	FM BUILDING SERVICES	19790521	1 12	19811
SIMS	FRANKIE	BUILDING SERVICES TECHNICIAN	FM BUILDING SERVICES	19770711	1 12	20110
SIMS	RAYMOND	LECTURER	ADOL, CAREER & SPEC EDU	20000801	1 10	30000
SINGH	SHRI	HD VET MICROBIO/PROFESSOR	BVC MICROBIOLOGY	19890710	1 12	76496
SIRLS	TRACEY	LIBRARY ASSISTANT I	LIBRARY	19951017	1 12	17190
SIRLS	VERONICA	CLERK ACCOUNTS	FM FACILITIES MGT ADM	20000101	1 12	15045
SKINNER	CHERYL	CASHIER	FOOD SERVICE	19820816	1 09	15056
SKINNER	KEITH	SUPERVISOR	FOOD SERVICE	19740820	1 09	22157
SLINKER	JOSEPH	SERVICEMAN B	FM BLDG & EQUIP MAINT	19950403	1 12	20422
SHEE	SHAWN	ADMISSION COUNSELOR	SCHOOL RELATIONS	19980901	1 12	26775
SHEETANA	ZBYNEK	ASSISTANT PROFESSOR	ART	19980801	1 10	36863
SMITH	ANDREW	LECTURER	ADOL, CAREER & SPEC EDU	20000801	1 10	27500
SMITH	ETHEL	COORD COURT APPT SPEC ADVOC	CASA OF CALLOWAY COUNTY	19991129	1 12	30870
SMITH	JAMES	BLDG SERVICES GROUP LEADER	IA REGIONAL SPEC EVENTS CTR	19980921	1 12	14785
SMITH	MARTHA	ADMISSIONS CLERK	ESL PROGRAMS	20000817	1 12	13823
SMITH	MARY	COORD ADMISSONS & REG SYSTEM	ADMISSIONS & REGISTRAR	19710719	1 12	39614
SMITH	NELDA	BUILDING SERVICES TECHNICIAN	FM HOUSING CUSTODIAL/MAINT	19900806	1 12	15880

ALPHABETICAL LISTING OF EMPLOYEES  
AS OF JANUARY 1, 2001

LAST NAME	FIRST NAME	POSITION TITLE	DEPARTMENT NAME	DATE EMPLOYED	TYPE PERIOD	ANNUAL SALARY
SMITH	RAMONA	LECTURER	COMP SCI & INFO SYSTEMS	19980801	1 10	31785
SMITH	STACY	BUILDING SERVICES TECHNICIAN	FOOD SERVICE	19990221	1 09	10188
SNODGRASS	WILLIAM	ASSISTANT SUPERINTENDENT	MSU FOUNDATION GOLF	19960511	1 12	32025
SNOW	DAVID	ASST DIRECTOR SPORTS INF	AD ATHLETIC MEDIA RELATIONS	19980701	1 12	20099
SNYDER	CARL	NECROPSY PROSECTOR I	BVC PATHOLOGY	19740805	1 12	20760
SOLMON	CAROL	ADMINISTRATIVE ASSISTANT	STUDENT SUPPORT SERVICES	19790201	1 12	29869
SONS	CHARISE	RECEPTIONIST	SCHOOL RELATIONS	20000821	1 12	12649
SOUTHARD	JAMIE	ADMINISTRATIVE SECRETARY II	IA OFFICE OF DEVELOPMENT	19950220	1 12	16520
SOUTHERLAND	MITTIE	DIRECTOR INT/PROFESSOR	PUB SAFETY/SOC WRK, CRJ, GTY	19940801	1 10	70057
SPARKS	PHILLIP	DIRECTOR ACTING	TELECOMM SYSTEMS MGT	20000901	1 12	20000
SPEIGHT	JERRY	PROFESSOR	ART	19750801	1 10	55814
SPENCER	WILLIAM	ASSOCIATE PROFESSOR	BIOLOGICAL SCIENCES	19940801	1 10	46554
SPERATH	ALBERT	ASST PROFESSOR/DIR UNIV GALL	ART	19900917	1 12	41634
SPERATH	LINDA	SPECIALIST SPONSORED PROG	SPONSORED PROGRAMS	19910801	1 12	22660
SRODA	MARY	ASSIST PROF & DIR MA TESOL	ENGLISH & PHILOSOPHY	19970801	1 10	41184
STALKER	DAWN	CONSULTANT MANAGEMENT	W KY SMALL BUSINESS DEV CENT	20001101	1 12	26000
STALLS	MICKEY	GROUNDSKEEPER	FM GROUNDS MAINTENANCE	19990201	1 12	14027
STAMBAUGH	CLYDE	PROFESSOR	ACCOUNTING	19860801	1 10	95700
STAPLETON	STEVEN	BUYER FOOD	FOOD SERVICE	20000209	1 12	26265
STEELE	LINDA	BLDG SERVICES GROUP LEADER	FM HOUSING CUSTODIAL/MAINT	19790813	1 12	19790
STEEN	JEFF	COORDINATOR ENVIRONMENTAL	FM ENV SAFETY & HEALTH	19880125	1 12	49505
STEFFA	JOHN	ASSOCIATE PROFESSOR	MUSIC	19880801	1 10	47087
STEIGER	RICHARD	PROFESSOR	ENGLISH & PHILOSOPHY	19760801	1 10	52093
STEWART	KATHERINE	RECEPTIONIST	FOURTH STREET PROF BLDG	20000919	1 12	12081
STIVERS	SUSAN	CLERK ACCOUNTING A/P	ACCOUNTING & FINANCIAL SVS	20000327	1 12	14021
STOCKWELL	DAVID	ELECTRONIC TECH/ELECTRICIAN	FM BLDG & EQUIP MAINT	19910520	1 12	25591
STOCKWELL	MICHELE	COOK/CATERING	FOOD SERVICE	20000807	1 09	12579

ALPHABETICAL LISTING OF EMPLOYEES  
AS OF JANUARY 1, 2001

LAST NAME	FIRST NAME	POSITION TITLE	DEPARTMENT NAME	DATE EMPLOYED	TYPE PERIOD	ANNUAL SALARY
STOCKWELL	NEYSHA	DEPARTMENT SECRETARY I	TEACHER EDUCATION SERVICES	19990802	2 12	7151
STOKES	MELISSA	COORDINATOR HEALTH CAREER	CE AREA HEALTH EDUCATION CTR	19991206	1 12	28080
STOM	VIVIAN	CLERK LIBRARY	LIBRARY	19891009	1 12	16234
STONE	MATTHEW	COORDINATOR PROPERTY SERVICE	PROCUREMENT	19990802	1 12	25140
STONE	STACI	ASSISTANT PROFESSOR	ENGLISH & PHILOSOPHY	20000801	1 10	35000
STORY	MELISSA	MUSEUM EDUCATOR	WICKLIFFE MOUNDS	20000815	1 12	20000
STRIETER	TERRY	PROFESSOR	HISTORY	19770801	1 10	54333
STROUD	MARY	CLERK SENIOR PAYROLL	ACCOUNTING & FINANCIAL SVS	19870209	1 12	20532
STUART	JAMES	PROFESSOR	BIOLOGICAL SCIENCES	19770801	1 10	53145
STUTESMAN	VIRGIL	LEADER SANITATION DISPOSAL	FM GROUNDS MAINTENANCE	19930510	1 12	17129
SUMMERHAYS	MICHAEL	GROUNDSKEEPER	FM GROUNDS MAINTENANCE	19990816	1 12	13753
SUMMERVILLE	CLIFTON	MANAGER OPERATIONS & SYSTEMS	IS OPERATIONS & SYSTEMS	19810715	1 12	68871
SUTRICK	KENNETH	ASSOCIATE PROFESSOR	COMP SCI & INFO SYSTEMS	19840801	1 10	65536
SUTTON	MELINDA	ADMINISTRATIVE SECRETARY III	IA UNIV RELS & ALUM AFFAIRS	20001205	1 12	15899
SWENSON	BILL	BUILDING SERVICES TECHNICIAN	FM BUILDING SERVICES	20000911	1 12	12883
TAKEYN	RAY	ASSISTANT PROFESSOR LWOP	HISTORY	19990801	1 10	36131
TANNER	SANDRA	COORDINATOR PRODUCTION	FOOD SERVICE	19850330	1 09	19834
TATE	DEBBRA	HEAD CATALOGING/INSTRUCTOR	LIBRARY	19931001	1 12	33409
TAYLOR	CAROLYN	WORKER DISHROOM	FOOD SERVICE	19970814	1 09	9921
TAYLOR	JIMMIE	REPAIRMAN WINDOW	FM BLDG & EQUIP MAINT	19800526	1 12	20409
TAYLOR-LEE	ANNA	MICROBIOLOGIST I	BVC DNA DIAGNOSTICS	19930907	1 12	23335
TERRY	BRIEN	LECTURER	AGRICULTURE	19970101	1 10	30159
THARP	EDITH	BUILDING SERVICES TECHNICIAN	FM BUILDING SERVICES	19960903	1 12	14296
THIEDE	THEODORE	ASSISTANT PROFESSOR	PHYSICS & ENGINEERING	19960801	1 10	57094
THIEKE	MICHAEL	COACH HEAD & LECTURER	AD BASEBALL	19890701	1 12	40312
THILE	SCOTT	TECHNICIAN INSTRUMENT	MUSIC	19950814	1 12	32288
THOMAS	CARLA	ADMINISTRATIVE SECRETARY II	FM HB622 CAPITAL CONSTR ADM	19840822	1 12	22723

ALPHABETICAL LISTING OF EMPLOYEES  
AS OF JANUARY 1, 2001

LAST NAME	FIRST NAME	POSITION TITLE	DEPARTMENT NAME	DATE EMPLOYED	TYPE PERIOD	ANNUAL SALARY
THOMAS	STEVEN	SPECIALIST ELEVATOR MAINT	FM BLDG & EQUIP MAINT	19970224	1 12	32972
THOME	EDWARD	ASSISTANT PROFESSOR	MATHEMATICS & STATISTICS	19910801	1 10	42439
THOMPSON	BARBARA	SPECIALIST GRADUATE	ADMISSIONS & REGISTRAR	19901008	1 12	21440
THOMPSON	JOHN	PROFESSOR	ACCOUNTING	19660901	2 10	48313
THOMPSON	LINDA	DEPARTMENT SECRETARY II	MODERN LANGUAGES	19950807	1 12	16418
THOMPSON	MICHAEL	ELECTRICIAN A	FM BLDG & EQUIP MAINT	19950515	1 12	23022
THOMPSON	TONYA	ADMINISTRATIVE SECRETARY I	LIBRARY	19901001	1 12	17501
THOMPSON	WENDY	DEPARTMENT SECRETARY II	IND & ENGR TECHNOLOGY	20000907	1 12	13823
THORN	JENNIFER	SPECIALIST STUDENT LOAN	BURSAR'S OFFICE	19980910	1 12	16174
THORNTON	PATRICIA	BUILDING SERVICES TECHNICIAN	FM BUILDING SERVICES	19940808	1 12	14385
THURMOND	MARY	CLERK TYPIST I	MUSIC	19960110	1 10	13461
THURMOND	NATALIE	COORD INDIV DISTANCE LEARN	CE DISTANCE LEARNING/TELECOM	20000401	1 12	25000
THURSTON	MICHAEL	OPERATOR MASTER CONTROL	IA WQTV/TSM	19991003	1 12	13597
THWEATT	KATHERINE	BOOKKEEPER II/SECRETARY	IA WKMS-FM RADIO	19811210	1 12	22073
TILLSON	LOU	ASSOCIATE PROFESSOR	ORGANIZATIONAL COMMUNICATION	19920801	1 10	45197
TIMMONS	KATHRYN	ASSISTANT PROFESSOR VISITING	WELLNESS & THERAPEUTIC SCI	19830801	1 10	43463
TIMMONS	THOMAS	CHAIR & PROFESSOR	BIOLOGICAL SCIENCES	19820801	1 12	75506
TODD	SHELLEY	MANAGER BUILDING	IA REGIONAL SPEC EVENTS CTR	19970505	1 12	36585
TODD	TIMOTHY	ASST PROV/CRD RD SCH/ASST PR	PROVOST/VP ACADEMIC AFFAIRS	19950801	1 12	52985
TORIAN	OELSIA	DIRECTOR	EDUCATIONAL TALENT SEARCH	19871001	1 12	46964
TRAVIS	BRANTLY	PROGRAMMER ANALYST	IS ADMIN COMPUTING	19990104	1 12	38129
TRAVIS	ELIZABETH	MERCHANDISER BOOK	UNIVERSITY STORE	19770815	1 12	22615
TRITES	LATRICIA	ASSISTANT PROFESSOR	ENGLISH & PHILOSOPHY	20000801	1 10	35000
TUBBS	CYNTHIA	LECTURER	IND & ENGR TECHNOLOGY	20000801	1 10	30000
TUCKER	KENNETH	PROFESSOR	ENGLISH & PHILOSOPHY	19700901	2 10	27983
TUCKER	TAMMY	SPECIALIST HELP DESK	IS OPERATIONS & SYSTEMS	19890828	1 12	19884
TURNER	BARBIE	LECTURER	ANIMAL HEALTH TECHNOLOGY	19950710	1 12	21632



ALPHABETICAL LISTING OF EMPLOYEES  
AS OF JANUARY 1, 2001

LAST NAME	FIRST NAME	POSITION TITLE	DEPARTMENT NAME	DATE EMPLOYED	TYPE PERIOD	ANNUAL SALARY
TURNER	HELEN	ADMINISTRATIVE SECRETARY I	EDUCATIONAL TALENT SEARCH	19981001	1 12	15781
TURNER	MARTHA	BUILDING SERVICES TECHNICIAN	FM BUILDING SERVICES	19990706	1 12	13145
TURNER	MERLE	WORKER SNACK BAR	FOOD SERVICE	19860203	1 09	13304
TYLER	JOYCE	MERCHANDISER JEWELRY	UNIVERSITY STORE	19770425	1 12	19984
UDDBERG	ANN	CASHIER	UNIVERSITY STORE	19960819	1 12	14412
ULRICH	KEN	MECHANICAL MAINT SERVICE	FM BLDG & EQUIP MAINT	19901001	1 12	23890
UMAR	DEE	CLERK MARKETING SYSTEM	SCHOOL RELATIONS	19790424	1 12	22188
UMAR	FAROUK	CHAIR & PROFESSOR/MPA DIR	POLITICAL SCI/LEGAL STUDIES	19700901	1 12	87901
UMSTEAD	ERIC	ASSISTANT PROFESSOR	ADOL, CAREER & SPEC EDU	20000801	1 10	39000
UNDERHILL	ALBERTA	BLDG SERVICES GROUP LEADER	FM HOUSING CUSTODIAL/MAINT	19820813	1 12	19352
UNDERWOOD	MARK	COORDINATOR ITV	CE DISTANCE LEARNING/TELECOM	19980301	1 12	30000
VALENTINE	ROBERT	LECTURER SENIOR	JOURNALISM/MASS COMM/THEATRE	19980801	1 10	32000
VAN HORN	BRIAN	DEAN ASST/DIR/VIS ASST PROF	CE PADUCAH CAMPUS	19980907	1 12	56100
VAN LINGEN	GABRIELE	ASSISTANT PROFESSOR	ED STDS, LDRSH & COUNSELING	20000801	1 10	40000
VANARSDEL	TOMMY	ASSOCIATE PROFESSOR	MUSIC	19770801	1 10	43179
VANCE	JERRY	TRUCK DRIVER WAREHOUSE	PROCUREMENT	19960701	1 12	14057
VANCE	JERRY	SUPERVISOR	FOOD SERVICE	19821101	1 09	18292
VANDIVER	RHONDA	MANAGER OFFICE/SPECIAL PROJ	CE AREA HEALTH EDUCATION CTR	19990701	1 12	26000
VAUGHAN	JAMES	SPEC ASST/PRESIDENT/ASST PRO	PRESIDENT'S OFFICE	19900701	1 12	65000
VAUGHAN	MARCIA	ASSISTANT TO THE DEAN	COLLEGE OF HUM & FINE ARTS	19910722	1 12	48000
VAUGHAN	RUTH	WORKER SALAD	FOOD SERVICE/FRESHENS	19911009	1 09	12995
VAUGHN	EDNA	ADNIN SEC III/TSM BUDGET CRD	COLLEGE OF BUS & PUB AFFAIRS	19660901	1 12	30871
VAUGHN	JACK	DIRECTOR	UNIVERSITY STORE	19650622	1 12	59861
VEATCH	JOHNA	VET PATHOLOGIST/LECTURER	BVC PATHOLOGY	20000301	1 12	57717
VENABLE	CHARLES	TRUCK DRIVER GROUNDS	FM GROUNDS MAINTENANCE	19900409	1 12	17266
VERDONE	TIMOTHY	BUILDING SERVICES TECHNICIAN	IA REGIONAL SPEC EVENTS CTR	19950905	1 12	14053
VINSON	CHARLES	DIRECTOR	STUDENT FINANCIAL AID	19711001	1 12	53250

ALPHABETICAL LISTING OF EMPLOYEES  
AS OF JANUARY 1, 2001

LAST NAME	FIRST NAME	POSITION TITLE	DEPARTMENT NAME	DATE EMPLOYED	TYPE PERIOD	ANNUAL SALARY
VINSON	GALE	BOOKKEEPER/PROG COORDINATOR	CURRIS CENTER ADMINISTRATION	19810105	1 12	26413
VINSON	GARTH	VITICULTURIST/LECTURER	MKT INITIATIVE PRG: VIT	19981101	1 12	29120
VOGLE	TRESSA	BUILDING SERVICES TECHNICIAN	FM BUILDING SERVICES	20000424	1 12	12883
VOLP	ROBERT	ASSOCIATE PROFESSOR	CHEMISTRY	19830801	1 10	48667
WAAG	CARL	PROFESSOR	MODERN LANGUAGES	19860801	1 10	47741
WADDILL	PAULA	ASSOCIATE PROFESSOR	PSYCHOLOGY	19940801	1 10	41677
WADKINS	ALLEN	ELECTRICIAN/FIRE ALARM TECH	FM BLDG & EQUIP MAINT	19911111	1 12	26771
WAGNER	LINDA	ASSISTANT MEDIA RESOURCE	IS ACAD COMP & TECH SERVS	19770613	1 09	15886
WAGNER	TOM	ASSOCIATE PROFESSOR	ED STDS, LDRSHIP & COUNSELING	19760801	1 10	52506
WAGONER	BILLY	MANAGER GOLF COURSE	MSU FOUNDATION GOLF	19860801	1 12	54739
WAGONER	DEBORAH	ASSOC DIR FIN/ADMINISTRATION	FM FACILITIES MGT ADM	19870401	1 12	53502
WALDMAN	LILA	ASSOCIATE PROFESSOR	MGT, MKT & BUS ADMIN	19920801	1 10	50290
WALKER	ALESA	DIRECTOR/LECTURER	TEACHER EDUCATION SERVICES	20010101	1 12	58355
WALKER	BILLY	MECHANICAL MAINT SERVICE	FM BLDG & EQUIP MAINT	19820301	1 12	27746
WALKER	ELVA	ADMINISTRATIVE SECRETARY III	INSTITUTE FOR INTL STUDIES	19881115	1 12	20040
WALKER	GLEN	BUILDING SERVICES TECHNICIAN	FM HOUSING CUSTODIAL/MAINT	19960506	1 12	14247
WALL	CELIA	ASSOCIATE PROFESSOR	JOURNALISM/MASS COMM	19800801	1 10	43763
WALL JR	BOBBY	ASSISTANT DEAN & ASST PROF	COLLEGE OF EDUCATION	20000701	1 12	65000
WALLACE	MARY	COORDINATOR BRIDGE	UPWARD BOUND	19911216	1 12	30105
WALLS	WALTER	BUILDING SERVICES TECHNICIAN	FM BUILDING SERVICES	19881017	1 12	16788
WALTMAN	TERRY	DIRECTOR SCH SVCS/RES/LECTUR	COLLEGE OF EDUCATION	19991101	1 12	47138
WANN	DANIEL	ASSOCIATE PROFESSOR	PSYCHOLOGY	19910801	1 10	48278
WARE	CHANDRA	LABORATORY ASSISTANT SENIOR	BVC KYDA BVC OPERATIONS	19981010	1 12	21726
WASHER	GARY	TECHNICIAN TELECOMM SUPPORT	IS TELECOMM SUPPORT	19950701	1 12	33305
WASHER	SHIRLEY	DEPARTMENT SECRETARY II	ENGLISH & PHILOSOPHY	19720119	1 12	20890
WASSON	DONNA	ASSISTANT PROFESSOR	ADOL, CAREER & SPEC EDU	20000705	1 10	37500
WATKINS	AVA	ADMIN SECRETARY II/WRITER	IA NEWS BUREAU	19770913	1 12	21477

ALPHABETICAL LISTING OF EMPLOYEES  
AS OF JANUARY 1, 2001

LAST NAME	FIRST NAME	POSITION TITLE	DEPARTMENT NAME	DATE EMPLOYED	TYPE PERIOD	ANNUAL SALARY
WATKINS	CHRISTY	COORDINATOR RECRUITMENT	SCHOOL OF AGRICULTURE	19981221	1 12	20000
WATKINS	YANCEY	PROFESSOR	EARLY CHILDHOOD & ELEM EDU	19660901	2 10	26963
WATSON	MELANIE	INSTRUCTOR CLINICAL	BVC KYDA BVC OPERATIONS	19990104	1 12	21632
WATTIER	MARK	PROFESSOR	POLITICAL SCI/LEGAL STUDIES	19800801	1 10	59086
WEATHERFORD	AMANDA	WORKER SALAD	FOOD SERVICE	20000909	1 09	10119
WEATHERLY	JAMES	ASSOCIATE PROFESSOR	IND & ENGR TECHNOLOGY - TSM	19750601	1 10	56470
WEBB	ALTHEA	ASSISTANT PROFESSOR LWOP	SOCIAL WORK, CRIM JUS & GTY	19940801	1 10	40559
WEBB	TROY	COORDINATOR ACADEMIC	UPWARD BOUND	19991109	1 12	25500
WEBER	NEIL	CHAIR & PROFESSOR	GEOSCIENCES	19800101	1 12	82897
WEBSTER	JEWELL	LECTURER SENIOR	NURSING	19940801	1 10	37240
WEIS	ROGER	DIRECTOR & LECTURER SENIOR	AMERICAN HUMANICS	19890701	1 12	50902
WELCH	CLEMONS	COOK	FOOD SERVICE	19960304	1 09	12353
WELCH	MARK	PRODUCTION/TRAINING COORD	IA WKMS-FM RADIO	19990901	1 12	31101
WELLS	ANNE	LIBRARY ASSISTANT I	LIBRARY	19881121	1 12	19923
WELSCH	F	INSTRUCTOR	JOURNALISM/MASS COMM	19920801	1 10	33065
WELTER	MARILYN	SPECIALIST FINANCIAL AID	STUDENT FINANCIAL AID	19760622	1 12	26141
WERNER	DAN	COACH ASSISTANT	AD FOOTBALL	20000211	1 12	56100
WESLER	KIT	PROFESSOR & DIR WICK MOUNDS	GEOSCIENCES	19830701	1 12	56001
WEST	FELECIA	LECTURER	ANIMAL HEALTH TECHNOLOGY	19970815	1 12	25000
WESTBROOK	TRACY	WORKER SNACK BAR	FOOD SERVICE	19951030	1 09	11394
WETHERHOLT	MICHAEL	DIRECTOR	SPONSORED PROGRAMS	20001113	1 12	60000
WHALEY	PETER	PROFESSOR	GEOSCIENCES	19680815	1 10	63453
WHEELER	TAMMY	BUILDING SERVICES TECHNICIAN	FM BUILDING SERVICES	20000724	1 12	12883
WHITAKER	CHERYL	ADMINISTRATIVE SECRETARY I	AD MEN'S BASKETBALL	19850911	1 12	19343
WHITAKER	HARRY	MICROBIO IV & ASSOC PROF	BVC VIROLOGY	19731015	1 12	64621
WHITAKER	WILLIAM	ASSOC PROF & ATH FAC REP	IND & ENGR TECHNOLOGY	19750801	1 10	63665
WHITE	DAVID	PROFESSOR/DIR BIO ST/RES COO	BIOLOGICAL SCIENCES	19880901	1 12	71123

ALPHABETICAL LISTING OF EMPLOYEES  
AS OF JANUARY 1, 2001

LAST NAME	FIRST NAME	POSITION TITLE	DEPARTMENT NAME	DATE EMPLOYED	TYPE PERIOD	ANNUAL SALARY
WHITE	GARY	BUILDING/COMPUTER MAINT	NATIONAL SCOUTING MUSEUM	19900816	1 12	16668
WHITE	HENRY	PROFESSOR	JOURNALISM/MASS COMM	19910801	1 10	59081
WHITE	JERRY	OPERATOR B	FM BLDG & EQUIP MAINT	19990802	1 12	18468
WHITE	STEPHEN	ASSISTANT PROFESSOR	BIOLOGICAL SCIENCES	19810801	1 10	43524
WHITEMAN	HOWARD	ASSISTANT PROFESSOR	BIOLOGICAL SCIENCES	19970102	1 10	41973
WHITNEY	JOYCE	EXECUTIVE SECRETARY	VP INSTITUTIONAL ADVANCEMENT	19971027	1 12	18483
WHITTENBERG	JAMES	TECHNICIAN ENGINEERING	FM ENGR & ARCH SERV	19971020	1 12	30901
WIGGINS	MATTHEW	ASSISTANT PROFESSOR	WELLNESS & THERAPEUTIC SCI	19950801	1 10	39714
WILDER	REBECCA	CASHIER	FOOD SERVICE	19890324	1 09	14382
WILDER	STEVE	ELECTRICIAN B	FM BLDG & EQUIP MAINT	19980115	1 12	19359
WILFORD	JAMES	MAINTENANCE WORKER I	BVC ADMIN SERV	19870701	1 12	17905
WILFORD	SANDRA	BUILDING SERVICES TECHNICIAN	FM BUILDING SERVICES	20000522	1 12	12883
WILKINS	SHARI	ASST DIR SCHEDULING & MKT	CURRIS CENTER OPERATIONS	19880906	1 12	28618
WILLIAMS	MISTY	ADMINISTRATIVE SECRETARY I	IA OFFICE OF DEVELOPMENT	19980511	1 12	14549
WILLIAMS	PATRICK	ASSISTANT PROFESSOR	AGRICULTURE	20010101	06	21850
WILLIS	JAMES	PROFESSOR	ED STDS, LDRSHIP & COUNSELING	19770801	1 10	65821
WILLOUGHBY	DWAINE	TECHNICIAN ELEC & NETWORK	CSET SERVICES	19960701	1 12	33500
WILSON	BRENDA	ASSISTANT PROFESSOR	COMP SCI & INFO SYSTEMS	19960801	1 10	55575
WILSON	CASSIDY	LECTURER	AGRICULTURE	20000801	1 10	24000
WILSON	CONDA	BURSAR ASSISTANT	BURSAR'S OFFICE	19880601	1 12	32141
WILSON	DONNA	OPERATOR PRESS/HELPER BINDER	IA PRINTING SERVICES	19970902	1 12	16307
WILSON	GENA	ADMINISTRATIVE SECRETARY III	COLLEGE OF HUM & FINE ARTS	19900813	1 12	19400
WILSON	J	ASSOCIATE DIRECTOR	RESIDENCE LIFE/HOUSING	19960701	1 12	38380
WILSON	KEVIN	SERVICEMAN B	FM BLDG & EQUIP MAINT	19960401	1 12	19846
WILSON	LINDA	WORKER SNACK BAR	FOOD SERVICE	19851026	1 09	13792
WILSON	MARK	PARKING ENF/COMM OPERATOR	PUBLIC SAFETY	19941128	1 12	16632
WILSON	SHIRLEY	CASE INITIATOR	BVC PATHOLOGY	19780313	1 12	26962

ALPHABETICAL LISTING OF EMPLOYEES  
AS OF JANUARY 1, 2001

LAST NAME	FIRST NAME	POSITION TITLE	DEPARTMENT NAME	DATE EMPLOYED	TYPE PERIOD	ANNUAL SALARY
WILSON	SONIA	AGENT ASSISTANT PURCHASING	PROCUREMENT	19930816	1 12	18419
WILSON	VELVET	DIRECTOR	STUDENT SUPPORT SERVICES	19850901	1 12	40950
WINCHESTER	GINA	ASST DIRECTOR/CO-OP COORD	CAREER SERVICES	19941007	1 12	33065
WISEHART	DENA	CLERK STUDENT LOAN	STUDENT FINANCIAL AID	19810216	1 12	23444
WISEHART	RONALD	OPERATOR B	FM BLDG & EQUIP MAINT	19990802	1 12	18468
WOLF	KENNETH	CHAIR ACTING/PROFESSOR	HISTORY	19690901	1 10	63844
WOLFF	INGA	CURRICULUM INTEGRATION SPEC	KY ACAD FOR TECH ED	20010101	1 06	35000
WOLFORD	LAWANDA	BAKER	FOOD SERVICE	19931129	1 09	12789
WOOD	LESLIE	DEPARTMENT SECRETARY II	KY INSTITUTE INT'L STUDIES	19991101	2 12	11056
WOODS	CARL	RESEARCH/INSTR ASSISTANT	COLLEGE OF SCI & ENG TECH	19890401	1 12	36943
WOODS	IZOLA	ADMISSION COUNSELOR	SCHOOL RELATIONS	20000918	1 12	22000
WOODS	PAUL	FOREMAN TRANSPORTATION	FM TRANSPORTATION SERVICES	19821108	1 12	33520
WOOLARD	CHRISTOPHE	COACH ASSISTANT	AD MEN'S BASKETBALL	19991115	1 12	32266
WORKMAN	CASEY	WEB ADMINISTRATOR	IS NETWORK & MICRO SERVICES	20000720	1 12	35000
WRIGHT	SHARON	LABORATORY AIDE II	BVC ADMIN SERV	19900813	1 12	18239
WRIGHT	STERLING	ASSISTANT PROFESSOR	BIOLOGICAL SCIENCES	19980801	1 10	40763
WRIGHT	TAMMY	ADMINISTRATIVE CLERK	PROCUREMENT	20000410	1 12	13823
WUGLER	PAMELA	ASSOCIATE PROFESSOR	MUSIC	19940801	1 10	46422
WYLIE	JEFFREY	LECTURER	SOCIAL WORK, CRIM JUS & GTY	19970801	1 10	35422
YARBROUGH	SUSAN	ADMINISTRATIVE SECRETARY I	ADMISSIONS & REGISTRAR	19960801	1 12	15710
YATES	JOHN	DEAN & ASSOCIATE PROFESSOR	CE CENTER FOR CONTINUING ED	19670701	1 12	93535
YATES	MYRA	DIRECTOR	UPWARD BOUND	19921102	1 12	45445
YEATTS	G	ASSOC VP FOR FACILITIES MGT	FM FACILITIES MGT ADM	19960708	1 12	85000
YORK	KAMIE	MANAGER PAYROLL	ACCOUNTING & FINANCIAL SVS	19980608	1 12	36360
YOUNG	JENNIFER	ADMISSION COUNSELOR	SCHOOL RELATIONS	19880705	1 12	30003
YOUNG	JOHN	ADMINISTRATIVE SECRETARY II	TELECOMM SYSTEMS MGT	20000501	1 12	14842
YOUNG	MARY	OUTREACH SPECIALIST	STUDENT SUPPORT SERVICES	19940321	1 12	28704

ALPHABETICAL LISTING OF EMPLOYEES  
AS OF JANUARY 1, 2001

LAST NAME	FIRST NAME	POSITION TITLE	DEPARTMENT NAME	DATE EMPLOYED	TYPE PERIOD	ANNUAL SALARY
YOUNG	MICHAEL	ASST VP/COORD GMSCPP	VP STUDENT AFFAIRS	19850701	1 12	58791
YOUNGBLOOD	JASON	TECHNICIAN ENGINEERING	FM ENGR & ARCH SERV	19970714	1 12	31002
ZEI	DIANE	DEPARTMENT SECRETARY II	WELLNESS & THERAPEUTIC SCI	19990510	1 12	14049
ZHANG	TAN	ASSISTANT PROFESSOR	MATHEMATICS & STATISTICS	20000801	1 10	38000
ZIMMERER	EDMUND	ASSOCIATE PROFESSOR	BIOLOGICAL SCIENCES	19890801	1 10	48083
ZIMMERMAN	ALBERT	SUPERVISOR OPERATIONS	POSTAL SERVICES	19910701	1 12	21862
ZIRBEL	JAY	ASSOCIATE PROFESSOR	IND & ENGR TECHNOLOGY	19910801	1 10	48269
ZOU	GUANGMING	ELI INSTR/CRD ESL/ASST PROF	ESL PROGRAM	19950801	1 12	45701

MURRAY STATE UNIVERSITY  
REPORT OF RESIGNATIONS AND TERMINATIONS  
AUGUST 1, 2000 THROUGH DECEMBER 31, 2000

Effective Date of Information

January 1, 2001

This report includes information on regular, full-time and part-time employees. It has been prepared from Human Resources' records as of the effective date of the report.

This information is a matter of public record. However, to protect the individual and the individual's right of privacy, it is requested that you do not share or display publicly this information.

# EXPLANATION OF CODES

## TYPE

### Code

1  
2

### Type of Employment

Full-time  
Part-time

## PERIOD

### Code

1-12

### Number of Months Employed in a Fiscal Year

1 - 12 months

## TERMINATION

### Code

1  
2  
3  
4  
5  
6  
7  
8  
9

### Reason for Termination

Resigned  
Retirement  
Discharged  
Quit without notice  
Termination of contract  
Termination of temporary employment  
Termination of grant  
Reduction in force  
Death



REPORT OF RESIGNATIONS AND TERMINATIONS  
AUGUST 1, 2000 THRU DECEMBER 31, 2000

LAST NAME	FIRST NAME	POSITION TITLE	DEPARTMENT NAME	TYPE PERIOD	DATE OF TERMINATION	REASON FOR TERMINATION	ANNUAL SALARY
ADAMS JR	EDWARD	REFERENCE LIBRARIA/LECT LWOP	LIBRARY	1 12	20001031	01	32000
BLANTON	DARRYL	COOK	FOOD SERVICE	1 09	20000926	04	11398
BRADSHAW	CHARLOTTE	CLERK ACCOUNTS CONTROL	SCHOOL OF AGRICULTURE	1 12	20001004	01	16246
BRANDENBURG	STEVEN	FOREMAN CONSTRUCTION	FM GROUNDS MAINTENANCE	1 12	20001211	01	32267
BURNETTE	BRANDON	LECTURER/REFERENCE LIBRARIAN	LIBRARY	1 12	20001031	01	28142
CASEY	FREDERICK	OPERATOR MASTER CONTROL	IA WQTV/TSM	1 12	20000914	01	13881
CHAVERRI	ISIS	ADVISER INTL STUDENT	INSTITUTE FOR INTL STUDIES	1 12	20001127	01	32987
CHURCH	JAMES	COACH ASSISTANT	AD MENS/WOMENS TRACK	1 12	20000824	01	20099
COVINGTON	KELLI	DEPARTMENT SECRETARY II	WELLNESS & THERAPEUTIC SCI	2 12	20000828	01	7491
EATON	JOCELYN	COORDINATOR ACADEMIC SUPPORT	IS ACAD COMP & TECH SERVS	1 12	20001023	01	32483
EYRES	KEVIN	WORKER DISHROOM	FOOD SERVICE	1 12	20000818	01	9364
FINKLEA	MELISSA	MANAGER PUBLIC PROGRAMS	NATIONAL SCOUTING MUSEUM	1 12	20000908	01	20081
FOY	CLEVELAND	BUILDING SERVICES TECHNICIAN	FM BUILDING SERVICES	1 12	20001020	02	19473
FREEMAN	MILTON	BUILDING SERVICES TECHNICIAN	FM HOUSING CUSTODIAL/MAINT	1 12	20000906	01	14031
GIVENS	STEVE	ABE/GED INSTRUCTOR	CE ADULT LEARNING CENTER	2 12	20000912	01	19975
GOODPASTURE	JANICE	LECTURER	COLLEGE OF HLTH SCI & HUM SV	1 10	20001231	01	13000
GREENE	MICHAEL	ADJUNCT LECTURER	MGT, MKT & BUS ADMIN	1 10	20001231	05	15000
HAWORTH	JAMES	BUILDING SERVICES TECHNICIAN	FM HOUSING CUSTODIAL/MAINT	1 12	20000811	03	17683
HENDRIX	KEVIN	GROUNDSKEEPER	FM GROUNDS MAINTENANCE	1 12	20001031	01	14074
HIGHAM	JOSEPH	ASSISTANT PROFESSOR & DIR	ED STDS, LDRSHP & COUNSELING	1 12	20000828	01	51918
HOPKINS	KRISTI	CLERK TRANSFER ADMISSIONS	ADMISSIONS & REGISTRAR	1 12	20001207	01	17278
KETCHUM	JAMES	CASHIER/FINISH BAKER	FOOD SERVICE	1 09	20001027	04	11562
LIGON	LEIGHANN	ADMINISTRATIVE SECRETARY I	CE HENDERSON EXTENDED CAMPUS	1 12	20000929	01	15664
MADDOX	BRENDA	VISITING LECTURER	MATHEMATICS & STATISTICS	1 10	20001231	05	13000
MATLOCK	LINDA	ADMINISTRATIVE SECRETARY I	CE ADULT LEARNING CENTER	1 12	20000901	01	14607
MCMONIGLE	KELLY	COACH HEAD	AD WOMEN'S ROWING	1 12	20000803	01	31132
MILLER	JANICE	LIBRARY ASSISTANT II	LIBRARY	1 12	20001006	01	20242

REPORT OF RESIGNATIONS AND TERMINATIONS  
AUGUST 1, 2000 THRU DECEMBER 31, 2000

LAST NAME	FIRST NAME	POSITION TITLE	DEPARTMENT NAME	TYPE PERIOD	DATE OF TERMINATION	REASON FOR TERMINATION	ANNUAL SALARY
NEWBY	VIVIAN	CLERK TYPIST II	RESIDENCE LIFE/HOUSING	1 11	20001205	03	11959
REAMER	SHIRLEY	DEPARTMENT SECRETARY II	IND & ENGR TECHNOLOGY	1 12	20000831	02	23038
REED	EUGENE	BUILDING SERVICES TECHNICIAN	FM BUILDING SERVICES	1 12	20001214	01	12883
REID	MECHELLE	ADVISED ESL STUDENT/INSTRUCT	ESL PROGRAM	1 12	20000804	01	28806
RHODARMER	MIA	ADMINISTRATIVE ASSISTANT	IA CAPITAL CAMPAIGN	1 12	20000818	01	18265
ROBINSON	WILLIAM	PLUMBER B	FM BLDG & EQUIP MAINT	1 12	20001102	03	17527
RUNYON	KELLEY	SCHOLARSHIP/3RD PARTY CLERK	BURSAR'S OFFICE	1 12	20001220	01	14842
SALLEE	LAURA	CLERK REGISTRATION	ADMISSIONS & REGISTRAR	1 12	20001212	01	14842
SHARBER	JAMES	PLASTERER/PAINTER	FM BLDG & EQUIP MAINT	1 12	20000821	03	21196
STEPHENSON	PEGGY	CLERK BULK MAIL	POSTAL SERVICES	1 12	20001013	01	15131
STOCKWELL	THERESA	DEPARTMENT SECRETARY II	TEACHER EDUCATION SERVICES	1 12	20000921	01	13823
STUTESMAN	DAVID	LEADER DELIVERY GROUP	PROCUREMENT	1 12	20001128	01	14260
TINSLEY	SANDRA	ADMINISTRATIVE ASSISTANT	STUDENT SUPP FOR LEARN DISAB	1 11	20000830	01	17313
TUCKER	TOMMY	BUILDING SERVICES TECHNICIAN	CURRIS CENTER OPERATIONS	1 12	20000914	03	12883
VICKERY	GEORGE	DAIRY HERDSMAN	DAIRY	1 12	20001031	01	19516
WATKINS	STEVEN	MAINTENANCE WORKER II	W KY EXPO CENTER	1 12	20000804	01	15313
WEBSTER	JOHN	DESIGNER GRAPHIC	IA OFFICE OF PUBLICATIONS	1 12	20001006	01	18344
WILLIAMS	JAMES	BUILDING SERVICES TECHNICIAN	FM BUILDING SERVICES	1 12	20000822	02	19925
WIMBERLEY	MARCIA	ADMISSION COUNSELOR	SCHOOL RELATIONS	1 12	20000919	01	22130
YORK	KELVIN	OPERATOR A	FM BLDG & EQUIP MAINT	1 12	20000906	01	23915
YURISTA	PEDER	POST-DOCTORAL RESEARCHER	CENTER OF EXCELLENCE	1 12	20001116	01	33863

MURRAY STATE UNIVERSITY  
REPORT OF NEW EMPLOYMENT  
AUGUST 1, 2000 THROUGH DECEMBER 31, 2000

Effective Date of Information

JANUARY 1, 2001

This report includes information on regular, full-time and part-time employees. It has been prepared from Human Resources' records as of the effective date of the report. This information is a matter of public record. However, to protect the individual and the individual's right of privacy, it is requested that you do not share or display publicly this information.

# EXPLANATION OF CODES

## TYPE

### Code

1  
2

### Type of Employment

Full-time  
Part-time

## PERIOD

### Code

1-12

### Number of Months Employed in a Fiscal Year

1 - 12 months

## TERMINATION

### Code

1  
2  
3  
4  
5  
6  
7  
8  
9

### Reason for Termination

Resigned  
Retirement  
Discharged  
Quit without notice  
Termination of contract  
Termination of temporary employment  
Termination of grant  
Reduction in force  
Death

REPORT OF NEW EMPLOYMENT  
AUGUST 1, 2000 THRU DECEMBER 31, 2000

LAST NAME	FIRST NAME	POSITION TITLE	DEPARTMENT NAME	DATE EMPLOYED	TYPE PERIOD	ANNUAL SALARY
ACKERMAN	MICHAEL	ASSISTANT PROFESSOR	MATHEMATICS & STATISTICS	20000801	1 10	39000
ADAMS JR	EDWARD	REFERENCE LIBRARIAN/LECT	LIBRARY	20000911	1 12	32000
ARMSTRONG	EDWARD	ASSISTANT PROFESSOR	SOCIOLOGY PROGRAM	20000801	1 10	35000
ASSAD	JOANNA	OPERATOR COMMUNICATIONS	PUBLIC SAFETY	20000807	1 12	16955
BABCOCK	PAM	CONSULTANT PARENT	KY EARLY INTERV SERV TAT	20000905	2 12	8291
BENEFIEL	PAULA	HOUSEKEEPER	FM BUILDING SERVICES	20000918	1 12	15660
BOGER	GEORGE	ASSISTANT PROFESSOR	COMP SCI & INFO SYSTEMS	20000801	1 10	65000
BOOK	MELISSA	REPRESENTATIVE SITE	CE HENDERSON EXT CAMPUS	20001026	1 12	15664
BOONE	ANTHONY	COACH RESTRICTED DUTIES	AD MEN'S BASKETBALL	20000809	2 12	18000
BRADD	ALLEN	COACH ASSISTANT	AD MEN'S TRACK/CROSS COUNTRY	20000809	1 12	20099
BRANDON	GLENN	WORKER DISHROOM	FOOD SERVICE	20000909	1 09	9364
BREWER	EDWARD	ASSISTANT PROFESSOR	ORGANIZATIONAL COMMUNICATION	20000801	1 10	42000
BROCKWAY	ELIZABETH	LECTURER SENIOR	THEATRE & DANCE	20000801	2 10	18000
BURCHAM	KEVIN	OPERATOR MASTER CONTROL	IA WQTV/TSM	20001002	1 12	13060
BURNS	ROBERT	BUILDING SERVICES TECHNICIAN	FM BUILDING SERVICES	20000911	1 12	12883
CAMERON	EILEEN	ADMINISTRATIVE SECRETARY I	NCATE/COLLEGE OF EDUCATION	20001002	2 12	9213
CASH	JODY	PATROL OFFICER	PUBLIC SAFETY	20001218	1 12	22968
CAUTRELL	ANN	WORKER DISHROOM	FOOD SERVICE	20000909	1 09	9364
CHERRY	RITA	ADMINISTRATIVE SECRETARY III	IA CAPITAL CAMPAIGN	20001016	1 12	15899
CODY	MICHAEL	ASSISTANT PROFESSOR	ENGLISH & PHILOSOPHY	20000801	1 10	35000
COOPER	JOHN	OPERATOR A	FM BLDG & EQUIP MAINT	20000930	1 12	30715
CRAWFORD	MANDY	COOK/CATERING	FOOD SERVICE	20000828	1 09	12579
CROUCH	LORI	INSTRUCTOR CLINICAL	WELLNESS & THERAPEUTIC SCI	20000925	2 12	20500
CROWE JR	WILLIAM	NECROPSY PROSECTOR II	BVC PATHOLOGY	20000807	1 12	14842
CUNNINGHAM	ANDREW	TECHNICIAN COMPUTER	KY ACAD FOR TECH ED	20000821	1 12	27229
DUNLAP	RANDY	PLUMBER B	FM BLDG & EQUIP MAINT	20001113	1 12	16955
DYKES	DEBBIE	DEPARTMENT SECRETARY II	ADOL, CAREER & SPEC EDU	20000814	1 12	13823

REPORT OF NEW EMPLOYMENT  
AUGUST 1, 2000 THRU DECEMBER 31, 2000

LAST NAME	FIRST NAME	POSITION TITLE	DEPARTMENT NAME	DATE EMPLOYED	TYPE PERIOD	ANNUAL SALARY
EBERT	REIKA	ASSISTANT PROFESSOR VISITING MODERN LANGUAGES		20000801	1 10	36000
EDINGTON	SUSAN	ASSISTANT PROF & SITE COORD	CE MADISONVILLE EXT CAMPUS	20000801	1 10	45000
EDMINSTER	WARREN	ASSISTANT PROFESSOR	ENGLISH & PHILOSOPHY	20000801	1 10	35000
ESTERLEIN	BEVERLY	DEPARTMENT SECRETARY I	AGRICULTURE	20000925	1 12	13060
FARRIS	BRETTE	ADMINISTRATIVE SECRETARY II	SCHOOL RELATIONS	20000821	1 12	14842
FOSTER	BRENDA	LECTURER	SOCIAL WORK, CRIM JUS & GTY	20000801	1 10	32000
GILL	SHARON	ASSISTANT PROFESSOR	EARLY CHILDHOOD & ELEM EDU	20000801	1 10	39000
GILROY	ANDREW	COACH RESTRICTED DUTIES	AD FOOTBALL	20000803	2 12	18000
GRAY	CHADLEY	COORDINATOR ALUM SUPP SVCS	IA UNIV REL & ALUMNI AFF	20000821	1 12	25000
GREENE	MICHAEL	ADJUNCT LECTURER	MGT, MKT & BUS ADMIN	20000801	1 10	15000
GUSTAFSON	SCOTT	ASSISTANT PROFESSOR VISITING	PSYCHOLOGY	20000801	1 10	35000
HANSEN	ALLEN	TECHNICIAN EQUIPMENT	COLLEGE OF HLTH SCI & HUM SV	20000928	1 12	25000
HANSEN	JACQUELINE	ASSISTANT PROFESSOR	EARLY CHILDHOOD & ELEM EDU	20000801	1 10	37500
HIRSCH	MARCUS	ASSISTANT PROFESSOR	ECONOMICS & FINANCE/TSM	20000801	1 10	54500
HOLMES	TERENCE	ASSISTANT PROFESSOR	MGT, MKT & BUS ADMIN/TSM	20000801	1 10	65000
HUSEMANN	JENNIFER	ADMINISTRATIVE SECRETARY I	CE HOPKINSVILLE EXT CAMPUS	20000913	1 12	16704
JOHNSON	RENAY	TECHNICIAN COSTUME	THEATRE & DANCE	20000801	2 10	15000
JORDAN	FRANK	LECTURER	IND & ENGR TECHNOLOGY	20000801	1 10	38000
KNOWLAND	DANIELLE	COORDINATOR TRAINING	FM ENV SAFETY & HEALTH	20000801	1 12	28000
LAMB	DONNA	BUILDING SERVICES TECHNICIAN	FM BUILDING SERVICES	20000807	1 12	12883
LANCASTER	CARLISLE	EXECUTIVE ACCOUNT	IA WQTV	20001001	1 12	25000
LEWIS	CHERYL	BUILDING SERVICES TECHNICIAN	FM HOUSING CUSTODIAL/MAINT	20001216	1 12	12883
LEWIS	TERA	CLERK LIBRARY	LIBRARY	20000909	1 12	12649
LIDZY	SHERYL	ASSISTANT PROFESSOR	ORGANIZATIONAL COMMUNICATION	20000801	1 10	35500
LINN	JENNIFER	ADMINISTRATIVE SECRETARY I	INST RES & ACCOUNTABILITY	20000814	1 12	13823
LIU	JIN	ASSISTANT PROFESSOR	CHEMISTRY	20000801	1 10	38000
LOOSENORT	JAMES	COACH RODEO	AGRICULTURE	20000814	1 12	24000

REPORT OF NEW EMPLOYMENT  
AUGUST 1, 2000 THRU DECEMBER 31, 2000

LAST NAME	FIRST NAME	POSITION TITLE	DEPARTMENT NAME	DATE EMPLOYED	TYPE PERIOD	ANNUAL SALARY
LUCKO	PAUL	ASSISTANT PROFESSOR	SOCIAL WORK, CRIM JUS & GTY	20000801	1 10	42311
LUSK	KEISHA	ADMISSION COUNSELOR	SCHOOL RELATIONS	20000911	1 12	22000
LYONS	ROBERT	LECTURER & DIRECTOR	ED STDS, LDRSHP COUN/CTR FIN	20000801	1 12	51000
MADDOX	BRENDA	VISITING LECTURER	MATHEMATICS & STATISTICS	20000801	1 10	13000
MCCANDLESS	SHANNON	BUILDING SERVICES TECHNICIAN	FM BUILDING SERVICES	20000911	1 12	12883
MCCUTCHEEN	PAT	LECTURER	SOCIOLOGY PROGRAM	20000801	1 10	27500
MCNEELY	TIMOTHY	TECHNICIAN COMPUTER SUPPORT	COLLEGE OF HUM & FINE ARTS	20001115	1 12	30000
NECKLIN	CHRISTOPHE	ASSISTANT PROFESSOR	MATHEMATICS & STATISTICS	20000801	1 10	40000
MELTON	CHANDY	LECTURER	HISTORY	20000801	1 10	27500
MENCHINGER	BRENT	ASSISTANT PROFESSOR	THEATRE & DANCE	20000801	1 10	36000
MILLER	JEAN	SENIOR LABORATORY ASSISTANT	BVC CLINICAL PATHOLOGY	20000808	1 12	20000
MILLER	JOHN	TECHNICIAN	CE DISTANCE LEARNING/TELECOM	20000801	1 12	22000
MOODY	KIM	ADMISSION COUNSELOR	SCHOOL RELATIONS	20000911	1 12	22000
MOORE	BARBARA	ADMINISTRATIVE SECRETARY I	ADVENTURES IN MATH/SCI PROG	20001030	1 12	13823
MULLINS	SHAUNA	COORDINATOR INTERIM MATH	CE COMMUNITY COLLEGE	20000801	1 10	25000
MURRAY	KEVIN	BUILDING SERVICES TECHNICIAN	FOOD SERVICE	20000801	1 09	10119
NISS	CHRISTOPHE	VISITING GUEST ARTIST/DANCE	THEATRE & DANCE	20000801	1 10	32000
NIX	BRENDA	DIRECTOR	KY ACAD FOR TECH ED	20000801	1 12	57874
OUTLAND	VIRGINIA	LECTURER	ADOL, CAREER & SPEC EDU	20000801	1 10	27500
PEARSON	KELLY	ASSISTANT PROFESSOR	MATHEMATICS & STATISTICS	20000801	1 10	38000
PERFETTI	HEATHER	LECTURER	SOCIAL WORK, CRIM JUS & GTY	20000801	1 10	40000
PIERCEALL	JAMES	LECTURER	IND & ENGR TECHNOLOGY	20000821	1 10	32000
PURCELL	TRACI	SUPERVISOR COMMUNICATION	PUBLIC SAFETY	20001016	1 12	30793
REA	STEPHANIE	LECTURER	MUSIC	20000801	1 10	32000
REDDICK	CHRIS	ASSISTANT PROFESSOR	POLITICAL SCI/LEGAL STUDIES	20000801	1 10	47000
REED	EUGENE	BUILDING SERVICES TECHNICIAN	FM BUILDING SERVICES	20000911	1 12	12883
ROACH	DAVID	ASSISTANT PROFESSOR	MATHEMATICS & STATISTICS	20000801	1 10	40500

REPORT OF NEW EMPLOYMENT  
AUGUST 1, 2000 THRU DECEMBER 31, 2000

LAST NAME	FIRST NAME	POSITION TITLE	DEPARTMENT NAME	DATE EMPLOYED	TYPE PERIOD	ANNUAL SALARY
ROSS	TRACY	OPERATIONS/WEB/SPORTS/COORD	IA WKHS-FM RADIO	20000815	1 12	19000
SAINT PAUL	THERESE	ASSISTANT PROFESSOR	MODERN LANGUAGES	20000801	1 10	35000
SALLEE	LAURA	CLERK REGISTRATION	ADMISSIONS & REGISTRAR	20000828	1 12	14842
SCARBROUGH	SCOTT	GROUNDSKEEPER	FM GROUNDS MAINTENANCE	20001204	1 12	13488
SCOTT	FRANK	BUILDING SERVICES TECHNICIAN	FM BUILDING SERVICES	20000821	1 12	12883
SEGO	SANDRA	ASSISTANT PROFESSOR VISITING	PSYCHOLOGY	20000801	1 10	35000
SIMS	RAYMOND	LECTURER	ADOL, CAREER & SPEC EDU	20000801	1 10	30000
SMITH	ANDREW	LECTURER	ADOL, CAREER & SPEC EDU	20000801	1 10	27500
SMITH	MARTHA	ADMISSIONS CLERK	ESL PROGRAMS	20000817	1 12	13823
SONS	CHARISE	RECEPTIONIST	SCHOOL RELATIONS	20000821	1 12	12649
SPARKS	PHILLIP	DIRECTOR ACTING	TELECOMM SYSTEMS MGT	20000901	1 12	20000
STALKER	DAWN	CONSULTANT MANAGEMENT	W KY SMALL BUSINESS DEV CENT	20001101	1 12	26000
STEWART	KATHERINE	RECEPTIONIST	FOURTH STREET PROF BLDG	20000919	1 12	12081
STOCKWELL	MICHELE	COOK/CATERING	FOOD SERVICE	20000807	1 09	12579
STONE	STACI	ASSISTANT PROFESSOR	ENGLISH & PHILOSOPHY	20000801	1 10	35000
STORY	MELISSA	MUSEUM EDUCATOR	WICKLIFFE MOUNDS	20000815	1 12	20000
SUTTON	MELINDA	ADMINISTRATIVE SECRETARY III	IA UNIV RELS & ALUM AFFAIRS	20001205	1 12	15899
SWENSON	BILL	BUILDING SERVICES TECHNICIAN	FM BUILDING SERVICES	20000911	1 12	12883
THOMPSON	WENDY	DEPARTMENT SECRETARY II	IND & ENGR TECHNOLOGY	20000907	1 12	13823
TRITES	LATRICIA	ASSISTANT PROFESSOR	ENGLISH & PHILOSOPHY	20000801	1 10	35000
TUBBS	CYNTHIA	LECTURER	IND & ENGR TECHNOLOGY	20000801	1 10	30000
UMSTEAD	ERIC	ASSISTANT PROFESSOR	ADOL, CAREER & SPEC EDU	20000801	1 10	39000
VAN LINGEN	GABRIELE	ASSISTANT PROFESSOR	ED STDS, LDRSH & COUNSELING	20000801	1 10	40000
WEATHERFORD	AMANDA	WORKER SALAD	FOOD SERVICE	20000909	1 09	10119
WETHERHOLT	MICHAEL	DIRECTOR	SPONSORED PROGRAMS	20001113	1 12	60000
WILSON	CASSIDY	LECTURER	AGRICULTURE	20000801	1 10	24000
WOODS	IZOLA	ADMISSION COUNSELOR	SCHOOL RELATIONS	20000918	1 12	22000



Page No. 5  
01/10/01

REPORT OF NEW EMPLOYMENT  
AUGUST 1, 2000 THRU DECEMBER 31, 2000

LAST NAME	FIRST NAME	POSITION TITLE	DEPARTMENT NAME	DATE EMPLOYED	TYPE PERIOD	ANNUAL SALARY
ZHANG	TAN	ASSISTANT PROFESSOR	MATHEMATICS & STATISTICS	20000801	1 10	38000

**WKMS-FM RADIO STATION**

**Financial Statements  
For the Year Ended June 30, 2000  
and  
Independent Auditors' Report**

**WKMS-FM RADIO  
TABLE OF CONTENTS**

Independent Auditors' Report.....	<u>Pages</u> 1
Financial Statements	
Balance Sheet.....	2
Statement of Financial Activity.....	3
Statement of Cash Flows - Operating Fund.....	4
Notes to Financial Statements.....	5-6

Deloitte & Touche LLP  
Suite 2100  
220 West Main Street  
Louisville, KY 40202-5313

Tel: (502) 562-2000  
Fax: (502) 562-2073  
www.us.deloitte.com

**Deloitte  
& Touche**

## INDEPENDENT AUDITORS' REPORT

Board of Regents  
Murray State University  
Murray, Kentucky

We have audited the accompanying balance sheet of WKMS-FM Radio (a Public Telecommunications Entity owned and operated by Murray State University) as of June 30, 2000, and the related statements of financial activity and cash flows - operating fund for the year then ended. These financial statements are the responsibility of the University's management. Our responsibility is to express an opinion on these financial statements based on our audit.

We conducted our audit in accordance with auditing standards generally accepted in the United States of America. Those standards require that we plan and perform the audit to obtain reasonable assurance about whether the financial statements are free of material misstatement. An audit includes examining, on a test basis, evidence supporting the amounts and disclosures in the financial statements. An audit also includes assessing the accounting principles used and significant estimates made by management, as well as evaluating the overall financial statement presentation. We believe that our audit provides a reasonable basis for our opinion.

In our opinion, such financial statements present fairly, in all material respects, the financial position of WKMS-FM Radio as of June 30, 2000, and the results of its operations and the cash flows of its operating fund for the year then ended in conformity with accounting principles generally accepted in the United States of America.

*Deloitte & Touche LLP*

December 9, 2000

Deloitte  
Touche  
Tohmatsu

**WKMS - FM RADIO**  
**BALANCE SHEET**  
June 30, 2000  
With Comparative Figures as of June 30, 1999

	2000			
	Operating Fund	Plant Fund	Total	1999
<b>ASSETS</b>				
Current assets:				
Cash	\$ 228,909	\$ -	\$ 228,909	\$ 208,097
Investments	69,689	-	69,689	71,410
Accounts receivable, net of allowance of \$4,768 (2000) and \$3,401 (1999)	12,316	-	12,316	37,257
Prepaid expenditures	26,375	-	26,375	23,351
Total current assets	<u>\$ 337,289</u>	<u>\$ -</u>	<u>\$ 337,289</u>	<u>\$ 340,115</u>
Equipment	<u>\$ -</u>	<u>\$ 461,850</u>	<u>\$ 461,850</u>	<u>\$ 440,441</u>
Total assets	<u><u>\$ 337,289</u></u>	<u><u>\$ 461,850</u></u>	<u><u>\$ 799,139</u></u>	<u><u>\$ 780,556</u></u>
<b>LIABILITIES AND FUND BALANCES</b>				
Current liabilities:				
Accounts payable and accrued expenditures	<u>\$ 30,172</u>	<u>\$ -</u>	<u>\$ 30,172</u>	<u>\$ 40,045</u>
Fund balances:				
Operating	\$ 307,117	\$ -	\$ 307,117	\$ 300,070
Investment in plant	<u>-</u>	<u>461,850</u>	<u>461,850</u>	<u>440,441</u>
Total fund balances	<u>\$ 307,117</u>	<u>\$ 461,850</u>	<u>\$ 768,967</u>	<u>\$ 740,511</u>
Total liabilities and fund balances	<u><u>\$ 337,289</u></u>	<u><u>\$ 461,850</u></u>	<u><u>\$ 799,139</u></u>	<u><u>\$ 780,556</u></u>

See notes to financial statements.

**WKMS - FM RADIO**  
**STATEMENT OF FINANCIAL ACTIVITY**  
For the Year Ended June 30, 2000  
With Comparative Figures for the Year Ended June 30, 1999

	2000			1999
	Operating Fund	Plant Fund	Total	
<b>Revenues and support</b>				
Community service grants from Corporation for Public Broadcasting	\$ 120,559	\$ -	\$ 120,559	\$ 86,054
Other grants and support:				
General appropriation from Murray State University	290,149	-	290,149	252,193
Subscriptions/membership	124,870	-	124,870	132,232
Business and industry	75,102	-	75,102	72,816
Investment income	2,760	-	2,760	8,891
(Decrease) in fair value of investments	(947)	-	(947)	(8,056)
Donated facilities and administrative support from Murray State University	126,092	-	126,092	120,939
In-kind contributions	29,621	-	29,621	17,551
Federal grants	2,359	-	2,359	16,782
<b>Total revenues and support</b>	<b>\$ 770,565</b>	<b>\$ -</b>	<b>\$ 770,565</b>	<b>\$ 699,402</b>
<b>Expenditures</b>				
Program services:				
Programming and production	\$ 346,285	\$ -	\$ 346,285	\$ 355,735
Broadcasting	43,819	-	43,819	50,884
Program information	43,851	-	43,851	29,052
Total program services	\$ 433,955	\$ -	\$ 433,955	\$ 435,671
Supporting services:				
Management and general	\$ 250,084	\$ -	\$ 250,084	\$ 232,709
Fund-raising	22,280	-	22,280	14,744
Underwriting and grant support	22,280	-	22,280	14,744
Total supporting services	\$ 294,644	\$ -	\$ 294,644	\$ 262,197
<b>Total expenditures</b>	<b>\$ 728,599</b>	<b>\$ -</b>	<b>\$ 728,599</b>	<b>\$ 697,868</b>
Excess of revenues and support over expenditures	\$ 41,966	\$ -	\$ 41,966	\$ 1,534
Capital additions	(34,919)	34,919	-	-
Capital disposals	-	(19,965)	(19,965)	(1,236)
Other plant fund additions	-	6,455	6,455	-
<b>Net change in fund balance</b>	<b>\$ 7,047</b>	<b>\$ 21,409</b>	<b>\$ 28,456</b>	<b>\$ 298</b>
<b>Fund balance at beginning of year</b>	<b>\$ 300,070</b>	<b>\$ 440,441</b>	<b>\$ 740,511</b>	<b>\$ 740,213</b>
<b>Fund balance at end of year</b>	<b>\$ 307,117</b>	<b>\$ 461,850</b>	<b>\$ 768,967</b>	<b>\$ 740,511</b>

See notes to financial statements.

**WKMS - FM RADIO**  
**STATEMENT OF CASH FLOWS - OPERATING FUND**  
For the Year Ended June 30, 2000  
With Comparative Figures for the Year Ended June 30, 1999

	<u>2000</u>	<u>1999</u>
<b>Cash flows from operations</b>		
Excess of revenue and support over expenditures	\$ 41,966	\$ 1,534
Adjustments to reconcile to net cash provided by (used in) operations -		
Donated equipment from Murray State University	(24,333)	-
Provision for bad debts	2,037	4,749
Net unrealized loss on investments	4,189	8,056
Changes in certain assets and liabilities		
Accounts receivable	22,905	(33,698)
Prepaid expenditures	(3,024)	3,648
Accounts payable and accrued expenditures	(9,873)	18,917
Net cash provided by operations	<u>\$ 33,867</u>	<u>\$ 3,206</u>
<b>Cash flows from investing activities</b>		
Purchase of investments	\$ (2,469)	\$ (3,739)
Proceeds from sale of investments	-	57,510
Purchase of equipment	<u>(10,586)</u>	<u>(40,923)</u>
Net cash provided by (used in) investing activities	<u>\$ (13,055)</u>	<u>\$ 12,848</u>
Net increase in cash	\$ 20,812	\$ 16,054
Cash at beginning of year	<u>\$208,097</u>	<u>\$192,043</u>
Cash at end of year	<u><u>\$228,909</u></u>	<u><u>\$208,097</u></u>

See notes to financial statements.

**WKMS - FM RADIO**  
**NOTES TO FINANCIAL STATEMENTS**  
For the Year Ended June 30, 2000

**Note 1. Summary of Significant Accounting Policies**

**Nature of Organization**

WKMS - FM (the "Station") is operated by and receives support from Murray State University (the "University"), Murray, Kentucky. The Station is a component unit of the University.

The Station also receives support from Murray State University Foundation (the "Foundation"), a not-for-profit corporation associated with the University. The Foundation is a fund raising organization which administers certain funds on behalf of the University. The Foundation coordinates the receipt of contributions and proceeds from program sales and disbursement of those receipts by the Station at no charge to the Station.

**Fund Accounting**

The Station follows generally accepted accounting principles applicable to a governmental entity. The assets, liabilities and fund balances of the Station are reported in two self-balancing fund groups as follows:

- Operating Fund: includes all resources that are available for support of the Station's operations.
- Plant Fund: includes resources invested in capital equipment.

**Revenue Recognition**

Contributions, pledges, and grants are recorded as revenues in the accompanying statement of financial activity when a legally enforceable contract exists or funds are received, whichever is earlier.

In-kind contributions, other than the contribution from the University, are recognized in the accompanying statement of financial activity as revenue at the estimated fair market value at the date of the gift. The portion of the University's indirect costs attributable to the Station's operations and the value of space provided to the Station by the University are included in the accompanying statement of financial activity as revenue and expenditures, and are computed in accordance with guidelines established by the Corporation for Public Broadcasting. Total donated facilities and administrative support from the University and in-kind contributions received in the year ended June 30, 2000 were \$155,713.

**Cash Deposits**

For administrative purposes, cash balances of the Station are included in bank accounts maintained by the University and the Foundation. Details of accounting transactions affecting cash are maintained by each entity.

The University currently uses the Commonwealth of Kentucky and a commercial bank for its depositories. The accounts maintained by the Commonwealth of Kentucky are pooled with those of other agencies of the Commonwealth. These pooled deposits are substantially covered by federal depository insurance and/or by collateral held by banks in the Commonwealth's name.

The Foundation's cash is on deposit with commercial banks and is federally insured up to \$100,000 per account.



**WKMS - FM RADIO**  
**NOTES TO FINANCIAL STATEMENTS**  
For the year ended June 30, 2000

**Note 1. Summary of Significant Accounting Policies: (cont.)**

**Investments**

Equity securities with readily determinable fair values and debt securities are reported at fair value.

**Equipment**

Equipment is recorded at cost or, in the case of donated equipment, at estimated fair market value at date of receipt.

**Use of Estimates**

Financial statements prepared in conformity with generally accepted principles in the United States of America require management to make estimates and assumptions that affect the reported amount of assets and liabilities and disclosure of contingent assets and liabilities at the date of the financial statements, and the reported amounts of revenues and expenditures during the reporting period. Actual results could differ from these estimates.

**Recent Accounting Pronouncements**

In November 1999, the GASB issued Statement No. 35, "Basic Financial Statements - and Management's Discussion and Analysis - for Public Colleges and Universities." This statement establishes accounting and financial reporting standards for public colleges and universities within the financial reporting guidelines of GASB Statement No. 34, "Basic Financial Statements - and Management's Discussion and Analysis - for State and Local Governments." GASB No. 35 has the effect of changing the financial reporting requirements for basic financial statements for public colleges and universities under accounting principles generally accepted in the United States of America. This statement is effective for financial statements for fiscal years beginning after June 15, 2001 and will be adopted by WKMS-FM Radio in its fiscal year beginning July 1, 2001. It is expected that the adoption of Statement No. 35 will have a material effect on the WKMS-FM Radio's financial statements. Among other things, net assets (currently referred to as fund balances) will be reduced due to the requirement of this Statement to recognize depreciation on all capital assets. Additionally, the content and presentation of the basic financial statements may be revised under this Statement, including the addition of management's discussion and analysis as required supplementary information.

**Note 2. Investments**

The Station participates in an investment pool with the Foundation to obtain maximum earnings. Interest is allocated to the Station each calendar quarter based on the Station's balance in the pool at the beginning of the quarter. The assets in the pool are invested as follows: securities of the U. S. Government and its agencies, 4%; mutual funds invested in equity securities, 42%; mutual funds invested in fixed income securities, 44%; certificates of deposit, 3%; and other, 7%.



Corporation for Public Broadcasting

# ***Annual Financial Report (AFR)***

STATION FISCAL PERIOD ENDING JUNE 30, 2000

*This report is due five months after the end of the station's fiscal year*

Station Call Letters WKMS - FM or Network Designation

Grantee ID Code R03250

City and State MURRAY KENTUCKY

Licensee Type: U (C=Community; U=University; S=State; LA=Local Authority)

*Joint Licensees filing consolidated audited financial statements must list call letters and grantee ID codes for other stations included in the consolidated audit report.*

---

Return this cover page with the AFR

## **2000 Annual Financial Report**

### **INDEX OF FORMS AND SCHEDULES**

Request for Extension of Time to File FY 2000 CPB Annual Financial Report (AFR), Annual Financial Summary Report (FSR) and Audited Financial Statements (AFS) .....	2
Schedule of Nonfederal Financial Support.....	3
Accountant's Qualification Statement.....	4
Schedule A (Direct Revenue).....	5,6
Schedule A-1 (Revenue Not Meeting NFFS Criteria).....	7
Schedule B (Indirect Administrative Support) .....	8
Schedule B-1 (IAS Benefiting Cost Groups) .....	9
Schedule C (In-Kind Contributions-Services and Other Assets) .....	10,11
Schedule D (In-Kind Contributions-Property and Equipment) .....	12
Schedule E (Expenses and Capital Outlays).....	13
Schedule F (Reconciliation Form) .....	14,15
Occupancy Forms.....	16,17,18

REQUEST FOR EXTENSION OF TIME TO FILE  
FY 2000 CPB ANNUAL FINANCIAL REPORT (AFR),  
ANNUAL FINANCIAL SUMMARY REPORT (FSR) AND  
AUDITED FINANCIAL STATEMENTS (AFS)

Station Call Letters WKMS-FM Grantee ID Code R03250  
Licensee Name Board of Regents, Murray State University  
Fiscal Year End Date 6/30/00 Report Due Date \* 11/30/00  
Name of Station Mgr. or Chief Exec. Kate B. Lochte  
(Please print name legibly)  
Signature and Date Kate B. Lochte 11/3/00

(\* Due dates are five months following the end of a station's fiscal year. Extensions will not be granted beyond May 31. For more information see the Appendix section of the Financial Reporting Guidelines.)

**Instructions**

Please check the appropriate line and mail or fax (202-879-9700) this extension request, before the due date, to the attention of: Manager, Grants Administration. If line 2 is checked, you must attach a detailed explanation noting the reasons for this request. This form will be returned to you noting the appropriate action. Place an X next to either line 1 if this is a first request or line 2 if this is a second request.

1. ☒ An automatic 30-day extension of time is requested to file the station's CPB (check the appropriate box(es): xx AFR FSR AFS for the fiscal year shown above. The station's extended due date will be 12/30/00 (insert date). Additional extensions must be separately applied for.

2. ☐ An additional 30-day extension of time is requested to file the station's CPB (check the appropriate box(es): AFR FSR AFS for the fiscal year shown above. The station's final extended due date will be \_\_\_\_\_ (insert date).

\_\_\_\_\_  
CPB Use Only (Office of Grants Administration)

CPB Approval: \_\_\_\_\_ Approved as requested or until \_\_\_\_\_

or

Request denied for the following reason: \_\_\_\_\_  
\_\_\_\_\_

Manager, Grants Admin. \_\_\_\_\_ Date \_\_\_\_\_

Date entered in database: \_\_\_\_\_ By: \_\_\_\_\_

**SCHEDULE OF NON-FEDERAL FINANCIAL SUPPORT**  
**ONLY ORIGINALS OF THIS PAGE SHOULD BE FILED WITH CPB**

**SUMMARY OF NONFEDERAL FINANCIAL SUPPORT**

**FISCAL YEAR 2000**

1. Direct Revenue (Schedule A)	\$ 468,548
2. Indirect Administrative Support (Schedule B)	\$ 126,092
3. In-Kind Contributions	
a. Services and Other Assets (Schedule C)	\$ 29,621
b. Property and Equipment (Schedule D)	\$ 24,333
4. Total Nonfederal Financial Support (sum of lines 1, 2, 3a. and 3b.)	\$ 648,594

**CERTIFICATION BY LICENSEE**

I certify that the above Schedule of Non-Federal Financial Support for the year ended 6/30/00 conforms with the definition of non-federal financial support set forth in the Communications Act of 1934, as amended, and adheres to the appropriate source, form, purpose, and recipient criteria as described in the Corporation for Public Broadcasting's Fiscal Year 2000-2001 Annual Financial Report Handbook of Instructions.

<i>Signature of Station Manager or Chief Executive/Date</i>	WKMS-FM Board of Regents Murray State University <i>Call Letters and Licensee Name</i>
Amy Sasseen 270-762-3141 amy.sasseen@murraystate.edu <i>Name, telephone, e-mail address of contact person</i>	Murray, KY 42071 <i>Address of Station</i>

**INDEPENDENT ACCOUNTANT'S REPORT** (check here ☒ if a separate opinion page is included)

We have examined management's assertion included in the accompanying Corporation for Public Broadcasting (CPB) Schedule of Non-Federal Financial Support that \_\_\_\_\_ (grantee) complied with CPB's Fiscal Year 2000-2001 Annual Financial Report Handbook of Instructions governing the amounts reported as Non-Federal Financial Support (NFFS) for the year ended \_\_\_\_\_. Management is responsible for \_\_\_\_\_ (grantee's) compliance with those requirements. Our responsibility is to express an opinion on management's assertion about \_\_\_\_\_ (grantee's) compliance based on our examination.

Our examination was conducted in accordance with attestation standards established by the American Institute of Certified Public Accountants and, accordingly, included examining, on a test basis, evidence about \_\_\_\_\_ (grantee's) compliance with those requirements and performing such other procedures, as we considered necessary in the circumstances. We believe that our examination provides a reasonable basis for our opinion.

In our opinion, \_\_\_\_\_ (grantee) complied, in all material respects, with the aforementioned requirements during the year ended \_\_\_\_\_.

This report is intended solely for the information and use of the Corporation for Public Broadcasting and is not intended to be and should not be used by anyone other than this specified party.

DELOITTE & TOULNE LLP <i>Name of Independent Accountant</i>	220 W. MAIN ST SUITE 2100 Address LOUISVILLE, KY 40202
<i>Authorized Signature/Date of Examination</i>	(502) 562-2000 <i>Telephone and e-mail address</i>

Deloitte & Touche LLP  
Suite 2100  
220 West Main Street  
Louisville, KY 40202-5313

Tel: (502) 562-2000  
Fax: (502) 562-2073  
www.us.deloitte.com

**Deloitte  
& Touche**

**INDEPENDENT AUDITORS' REPORT**

Board of Regents  
Murray State University  
Murray, Kentucky

We have examined management's assertion included below in the Corporation for Public Broadcasting (CPB) Schedule of Non-Federal Financial Support that WKMS-FM Radio (a Public Telecommunications Entity owned and operated by Murray State University) complied with CPB's Fiscal Year 2000 - 2001 Annual Financial Report Handbook of Instructions governing the amounts reported as Non-Federal Financial Support (NFFS) for the year ended June 30, 2000. Management is responsible for WKMS-FM Radio's compliance with those requirements. Our responsibility is to express an opinion on management's assertion about WKMS-FM Radio's compliance based on our examination.

Our examination was conducted in accordance with attestation standards established by the American Institute of Certified Public Accountants and, accordingly, included examining, on a test basis, evidence about WKMS-FM Radio's compliance with those requirements and performing such other procedures, as we considered necessary in the circumstances. We believe that our examination provides a reasonable basis for our opinion.

In our opinion, WKMS-FM Radio complied, in all material respects, with the aforementioned requirements during the year ended June 30, 2000.

This report is intended solely for the information and use of the Board of Regents and management of the University, WKMS-FM Radio and the Corporation for Public Broadcasting and is not intended to be and should not be used by anyone other than these specified parties.

*Deloitte & Touche LLP*

December 9, 2000

**WKMS-FM RADIO  
SCHEDULE OF NON-FEDERAL FINANCIAL SUPPORT  
YEAR ENDED JUNE 30, 2000**

1. Direct Revenue	\$ 468,548
2. Indirect Administrative Support	126,092
3. In-Kind Contributions	
a. Services and Other Assets	29,621
b. Property and Equipment	<u>24,333</u>
4. Total Non-federal Financial Support	<u>\$ 648,594</u>

**NOTE TO SCHEDULE OF NON-FEDERAL SUPPORT**

All amounts included in the accompanying Schedule of Non-federal Financial Support are also included in the station's audited financial statements. The elements of revenue and support included therein conform with the definition in the Communications Act of 1934, as amended, and relevant criteria established by the Corporation for Public Broadcasting's Fiscal Year 2000 - 2001 Annual Financial Report of Instructions. Noncash support is included in conformity with guidelines in the aforementioned Handbook of Instructions and documentation is on file at the reporting station.

**Deloitte  
Touche  
Tohmatsu**

**ACCOUNTANT'S QUALIFICATION STATEMENT  
2000**

CERTIFICATION OF INDEPENDENT ACCOUNTANT  
WHO IS NOT A REPRESENTATIVE OF AN INDEPENDENT CPA FIRM

ONLY ORIGINALS OF THIS PAGE SHOULD BE FILED WITH CPB

Licensee/Grantee \_\_\_\_\_

I certify that:

(1) I am qualified to express an opinion on the grantee's assertion of its compliance with CPB's Fiscal Year 2000-2001 Annual Financial Report Handbook of Instructions governing the amounts reported as Non-Federal Financial Support, based on the following explanation of my independence from the ( ) licensee and/or ( ) grantee:

- a. I am not in any way responsible for the accounting operations of the grantee in either a working or supervisory capacity.
- b. I am not in any way responsible for, or connected with, establishment of overhead rates or other factors that govern the amounts of indirect administrative support or other in-kind contributions included in the grantee's Schedule of Non-Federal Financial Support.
- c. I was not involved with the operations of the grantee during the period covered by this report.

(2) I am qualified to attest to this report based on the following explanation of my technical training and experience. (For more information reference Chapter 3 of CPB's Fiscal Year 2000-2001 Annual Financial Report Handbook of Instructions.)

**CHECK ONE:**

\_\_\_\_\_ I am employed by a state audit agency that qualifies as an acceptable independent audit agency as described in Chapter 3 of CPB's Handbook of Instructions.)

OR

\_\_\_\_\_ I am an internal auditor who is also a:

Certified Public Accountant \_\_\_\_\_ licensed to practice in \_\_\_\_\_ {state}

Licensed Public Accountant \_\_\_\_\_ licensed to practice in \_\_\_\_\_ {state}

_____ Name of Independent Accountant	_____ Title
_____ Authorized Signature	_____ Address
_____ Telephone Number	_____ Date

**SCHEDULE A**  
**FISCAL YEAR 2000**  
**DIRECT REVENUE**

*Round all figures to nearest dollar*

1. Amounts provided directly by federal government agencies:
 

A. PTFP (NTIA) Facilities Grants	\$	<u>2359</u>	(1A)
B. Department of Education			(1B)
C. Department of Health and Human Services			(1C)
D. National Endowment for the Arts and Humanities			(1D)
E. National Science Foundation			(1E)
F. Other Federal Funds (specify) _____			(1F)
<i>Total federal government (forward to line 22)</i>		\$	<u>2359</u> (1)
  
2. Amounts provided by public broadcasting entities such as CPB, PBS, NPR, AIT, CTW, FCI, other stations and regional networks:
 

A. CPB - Community Service Grants	\$	<u>120,559</u>	(2A)
B. Annenberg/CPB Project Grants			(2B)
C. CPB - NPPAG			(2C)
D. CPB - Interconnection grants			(2D)
E. CPB - all other funds			(2E)
F. PBS - all payments			(2F)
G. NPR - all payments			(2G)
H. Public broadcasting stations - all payments			(2H)
I. Other PBE funds (specify) _____			(2I)
<i>Total public broadcasting entities (forward to line 23)</i>		\$	<u>120,559</u> (2)
  
3. Local boards and departments of education or other local government or agency sources \_\_\_\_\_ (3)
4. State boards and departments of education or other state government or agency sources \_\_\_\_\_ (4)
5. State colleges and universities 265,816 (5)
6. Other state-supported colleges and universities \_\_\_\_\_ (6)
7. Private colleges and universities \_\_\_\_\_ (7)
8. Foundations and nonprofit associations (include underwriting) \_\_\_\_\_ (8)
9. Business and Industry (include underwriting) 75,102 (9)
10. Memberships and subscriptions (net of write-offs) 124,870 (10)
- 10a. Total number of contributors 1463 (10a)
11. Revenue from friends groups less any revenue included on line 10 \_\_\_\_\_ (11)
- 11a. Total number of friends contributors \_\_\_\_\_ (11a)
12. Revenue from subsidiary enterprises and related organizations (see instructions) \_\_\_\_\_ (12)



**SCHEDULE A**  
**FISCAL YEAR 2000 - continued**

13.	Net auction revenue (Do not enter less than 0.) (net of direct expenses of \$ _____).	_____	(13)
14.	Net revenue from special fund raising activities (Do not enter less than 0.) (net of direct expenses of \$ _____).	_____	(14)
15.	Passive income		
15a.	Interests and dividends	<u>2760</u>	(15a)
15b.	Royalties	_____	(15b)
15c.	Copyright Tribunal Distributions	_____	(15c)
		<u>2760</u>	(15)
16.	Gains (losses) from asset and securities transactions		
16a.	Sale of property and equipment	_____	(16a)
16b.	Marketable securities (realized)	<u>3242</u>	(16b)
16c.	Marketable securities (unrealized)	<u>(4189)</u>	(16c)
		<u>(947)</u>	(16)
17.	Endowment revenue (contributions plus interest and dividends)	_____	(17)
18.	Capital fund contributions		
18a.	Facilities and equipment	_____	(18a)
18b.	Other	_____	(18b)
		_____	(18)
19.	Gifts and bequests from major individual donors	_____	(19)
20.	Other (attach schedule)		
	<u>Description</u>	<u>Amount</u>	
	_____	_____	
	_____	_____	(20)
21.	Total Revenue (Sum of lines 1 through 20)	\$ <u>590,519</u>	(21)
<i>Adjustments to Revenue:</i>			
22.	Federal revenue from line 1	<u>2,359</u>	(22)
23.	Public broadcasting revenue from line 2	<u>120,559</u>	(23)
24.	Capital funds exclusion - TV only (from line 18a)	_____	(24)
25.	Other revenue on line 21 not meeting the source, form, purpose or recipient criteria (Schedule A-1, line 19)	<u>(947)</u>	(25)
26.	Revenue on line 21 that has been previously claimed as NFFS	_____	(26)
27.	Total Direct Nonfederal Financial Support (Line 21 less Lines 22 through 26). (Forward to line 1 of the Schedule of Nonfederal Financial Support)	\$ <u>468,548</u>	(27)

**ADDITIONAL INFORMATION REQUIRED**

1.	Revenue received as underwriting from foundations and nonprofits (line 8)	\$ _____
2.	Revenue received as underwriting from business and industry (line 9)	\$ <u>75,102</u>

**SCHEDULE A-1****FISCAL YEAR 2000****REVENUE NOT MEETING CRITERIA FOR INCLUSION AS NFFS**

Unless revenue meets the specific criteria defined in the Communications Act of 1934, as amended, it must be excluded from NFFS. This Schedule (A-1) is used to report revenue that must be excluded from the total reported on Schedule A. The criteria are defined as follows:

Source: A commercial (profit-making) business enterprise, including a for-profit subsidiary or any individual.  
Form: Payment in exchange for any service or material.  
Purpose: Service or material for any related activity of the public broadcasting entity.  
Recipient: A public broadcasting entity.

List revenue from for-profit corporations or individuals reported on Schedule A that is for the sale of goods and services:

	Enter Line No. From Sched. A	Amount
1. Production, taping, or other broadcast related activities	(1a)	(1)
2. Telecasting production / teleconferencing	(2a)	(2)
3. Foreign rights	(3a)	(3)
4. Rentals of membership lists	(4a)	(4)
5. Rentals of studio space, equipment, tower, parking space	(5a)	(5)
6. Leasing of SCA, VBI, ITFS channels	(6a)	(6)
7. Sale of programs or program rights for public performance	(7a)	(7)
8. Sale or rental of program transcripts or recording for other than public performance including private use	(8a)	(8)
9. Gains or losses on sale of assets and securities transactions	16 (9a)	(947) (9)
10. Sale of premiums	(10a)	(10)
11. Royalty income from licensing fees and Store of Knowledge agrmts.	(11a)	(11)
12. Other rev. not listed above and not includable by definition (att. list)	(12a)	(12)

List below any revenue claimed on Schedule A regardless of source:

13. A wholly owned or partially owned for-profit subsidiary regardless of the nature of the business	(13a)	(13)
14. A wholly owned or partially owned nonprofit subsidiary	(14a)	(14)
15. Sale of program guides	(15a)	(15)
16. Program guide advertising attributable to that percent of total copies distributed that have been sold through normal retail outlets and/or by magazine subscription	(16a)	(16)
17. Refunds, rebates, reimbursements, and insurance proceeds	(17a)	(17)
18. Other (attach list)	(18a)	(18)
19. Total revenue not meeting criteria for inclusion as NFFS (sum of lines 1 through 18). (Forward to Schedule A, line 25)		\$ (947) (19)

# **SCHEDULE B (For Use By Institutional Licensees Only)**

**FISCAL YEAR 2000**

## **INDIRECT ADMINISTRATIVE SUPPORT**

If you are using the Other Sponsored Activities indirect cost rate methodology, complete Schedule B - Worksheet I before continuing.

Complete Schedule B-1 in support of the benefiting cost groups included in the amount on line 3.

	Institutional Support	Physical Plant Operations
1. Costs per licensee financial statements	\$ <u>9004,590</u>	\$ <u>9575,574</u>
2. LESS: Costs groups that do not benefit the operations of the public broadcast station	<u>1,781,479</u>	<u>441,121</u>
3. Adjusted balance (line 1 minus line 2)	<u>7,223,111</u>	<u>9,134,453</u>
4. Percentage of allocation (Select basis of allocation from boxes below *)	<u>1.2664%</u> 4a	<u>.3100%</u> 4b
5. Portion of support activity benefiting station (line 3 times line 4)	\$ <u>91,476</u> 5a	\$ <u>28,317</u> 5b
6. Total support activity benefiting station (sum of lines 5a and 5b or amt. from line 3 of Sch. B Worksheet I or IA)	\$ <u>119,793</u>	
7. Occupancy value - check one and complete occupancy forms <input checked="" type="checkbox"/> Annual Value - same as prior year <input type="checkbox"/> NEW Annual Value	<u>6,299</u>	
8. LESS: Any fees paid to the licensee for overhead recovery, assessment, etc.	<u>-0-</u>	
9. Total Indirect Administrative Support (sum of lines 6 and 7 minus line 8) (Forward to line 2 of the Schedule of NFBS)	\$ <u>126,092</u>	

**\* Basis of allocation used for line 4 above**

*Institutional support (check box)*

☐ Basic Method (complete Worksheet II)

☒ Station Developed Method (complete Worksheet III)

*Physical plant operations (check box)*

☒ Basic Method (complete Worksheet II)

☐ Station Developed Method (complete Worksheet III)

**DONOR CODES - YOU MUST SELECT ONE:**

- ☒ SU (State university)
- ☐ SG (State government)
- ☐ PU (Private university)
- ☐ LG (Local government)
- ☐ OU (Other university)

**SCHEDULE B - WORKSHEET I (OSA Allocation Method)****FISCAL YEAR 2000****INDIRECT ADMINISTRATIVE SUPPORT (Using the Licensee's Other Sponsored Activities  
Indirect Cost Rate Only \*)***\* If this is a combined rate applicable to OSA and other programs, check appropriate box below:*☐ Rate is applicable to all programs☐ Base = MTDC☐ Rate is applicable to Instruction and OSA☒ Base = Salaries and Wages (use Worksheet IA)*Each line of this worksheet must be completed. Enter zero or n/a as applicable.***1. Determine station net direct expenses**

Total station operating expenses and capital outlays (from line 10 of Schedule E)

\$ N/A

Less: Capital Outlays

\$ \_\_\_\_\_

Depreciation

\_\_\_\_\_

Amortization

\_\_\_\_\_

In-kind contributions (services and property)

\_\_\_\_\_

Indirect administrative support

\_\_\_\_\_

Donated property

\_\_\_\_\_

Other

\_\_\_\_\_

Total

( \_\_\_\_\_ )

*Station Net Direct Expenses*\$ N/A**2. Modify licensee negotiated cost rate***If the station's direct expenses are not included in the cost base, do not continue with this worksheet.*

FY 2000 Licensee negotiated indirect cost rate

Rate sheet must be attached (see instructions)

\_\_\_\_\_ %

Less: Portion of rate that does not benefit station operations:

Departmental administration

\_\_\_\_\_ %

Sponsored projects administration

\_\_\_\_\_ %

Library support

\_\_\_\_\_ %

Other

\_\_\_\_\_ %

*Modified cost rate*

\_\_\_\_\_ %

**3. Apply modified rate to station net direct expenses**

Station net direct expenses from line 1

\$ \_\_\_\_\_

Modified cost rate from line 2

X \_\_\_\_\_

Total Indirect Support (forward to line 6 of Schedule B)

\$ N/A*NOTE: Do not claim a value for occupancy if the cost pool includes a rate for building use.*

# **SCHEDULE B - WORKSHEET IA (OSA Allocation Method)**

**FISCAL YEAR 2000**

## **INDIRECT ADMINISTRATIVE SUPPORT (Using the Licensee's Other Sponsored Activities Indirect Cost Rate Only \*)**

*\* If this is a combined rate applicable to OSA and other programs, check appropriate box below:*

<input type="checkbox"/> Rate is applicable to all programs	<input checked="" type="checkbox"/> Base = MTDC (use Worksheet I)
<input type="checkbox"/> Rate is applicable to Instruction and OSA	<input type="checkbox"/> Base = Salaries and Wages

*Each line of this worksheet must be completed. Enter zero or n/a as applicable.*

### **1. Station salaries and wages**

\$ N/A

### **2. Modify licensee negotiated cost rate**

FY 2000 Licensee negotiated indirect cost rate  
Rate sheet must be attached (see instructions)

                     %

*Less: Portion of rate that does not benefit station operations:*

Departmental administration

                     %

Sponsored projects administration

                     %

Library support

                     %

Other

                     %

*Modified cost rate*

N/A %

### **3. Apply modified rate to station salaries and wages**

Station salaries and wages from line 1

\$ N/A

Modified cost rate from line 2

X N/A

*Total Indirect Support (forward to line 6 of Schedule B)*

\$ N/A

**NOTE:** Do not claim a value for occupancy if the cost pool includes a rate for building use.

**SCHEDULE B - WORKSHEET II (Basic Allocation Method)****FISCAL YEAR 2000****INDIRECT ADMINISTRATIVE SUPPORT (Using the Basic Allocation Method)***Each line of this worksheet must be completed. Enter zero or n/a as applicable.***1. Determine station net direct expenses**

Total station operating expenses and capital outlays (from line 10 of Schedule E)

\$ N/A

Less: Capital Outlays

\$ N/A

Depreciation

N/A

Amortization

N/A

In-kind contributions (services and property)

N/A

Indirect administrative support

N/A

Donated property

N/A

Other

N/A

Total

(                      )*Station Net Direct Expenses*\$ N/A**2a. Institutional Support Rate Calculation**(a) Station net direct expenses (from line 1)\$ N/A

(b) Licensee net direct activities

\$                     

Percentage of Allocation (a divided by b)

N/A (forward to Schedule B, line 4a.)**OR****2b. Institutional Support Rate Calculation**(a) Station salaries and wages\$ N/A

(b) Licensee salaries and wages for direct activities

\$                     

Percentage of Allocation (a divided by b)

N/A (forward to Schedule B, line 4a.)**3. Physical Plant Support Rate Calculation**(a) Net Square Footage Occupied by Station9788

(b) Licensee's Net Assignable Square Footage

3,137,687

Percentage of Allocation (a divided by b)

.3100Z (forward to Schedule B, line 4b.)

**SCHEDULE B - WORKSHEET III (Station Developed Method)**

**FISCAL YEAR 2000**

**INDIRECT ADMINISTRATIVE SUPPORT (Using a Station Developed Allocation Method)**

*Stations have an option of developing their own method of allocation. The methodology used must be documented and submitted to CPB for approval. Use this worksheet to fully describe the indirect cost rate method that has been adopted by the station and rationale for its use (e.g. "the station is a component unit of a state licensee that uses an approved statewide allocation system.") A copy of the approved rate, if applicable, must be forwarded to CPB.*

**DIRECT OPERATING EXPENSE METHOD:**

**THE INSTITUTIONAL SUPPORT ALLOCATION RATE IS COMPUTED BY  
DIVIDING THE ACTUAL OPERATING EXPENSES OF THE STATION BY THE  
TOTAL UNIVERSITY'S OPERATING EXPENSES OF INSTRUCTION, RESEARCH,  
AND PUBLIC SERVICE. WHICH CONTAIN WKMS SUPPORT.**

**THE COMPUTATION IS AS FOLLOWS:**

<b>MURRAY STATE UNIVERSITY - INSTRUCTION EXPENDITURE</b>	<b>\$37,921,580</b>
<b>RESEARCH EXPENDITURE</b>	<b>1,897,003</b>
<b>PUBLIC SERVICE EXPENDITURE</b>	<b>4,076,843</b>

<b>TOTAL INSTITUTION'S OPERATING EXPENDITURES</b>	<b>43,895,426</b>
---	-------------------

<b>WKMS OPERATING EXPENDITURES</b>	<b>555,906</b>
------------------------------------	----------------

<b>PERCENTAGE OF ALLOCATION</b>	<b>1.2664%</b>
---------------------------------	----------------

**(FORWARD TO SCHEDULE B  
LINE 4a)**

**SCHEDULE B-1****FISCAL YEAR 2000****INDIRECT ADMINISTRATIVE SUPPORT - BENEFITTING COST GROUPS**

List below the licensee cost groups that benefit the station. These are the cost groups whose value is represented on Schedule B, line 3. The station must demonstrate (under audit and upon request by CPB) that these cost groups include services that are an essential part of the station operations; services are continuous and ongoing in support of the station; and the station uses the services or is required to use the services provided. The station must maintain adequate documentation to support the value claimed on Schedule B.

Check all that apply -

**Institutional Support:****Physical Plant Operations**

☒ Budget and Analysis  
☒ Campus Mail Service  
☒ Computer Operations  
☒ Financial Operations  
☒ Human Resources  
☐ Insurance  
☒ Internal Audit  
☒ Legal  
☒ Payroll  
☒ President's Office  
☒ Purchasing  
☒ Other (Attach List  
BELOW)

☒ Building Maintenance  
☒ Custodial Services  
☒ Director of Operations  
☒ Elevator Maintenance  
☒ Grounds and Landscaping  
☐ Motor Pool  
☒ Refuse Disposal  
☒ Roof Maintenance  
☒ Utilities  
☐ Security Services \*  
☐ Facilities Planning \*  
☒ Other (Attach List)

\* Caution: Be sure that these amounts have been reclassified from the Institutional Support Cost Pool before the indirect cost allocation is calculated.

For complete guidance on completing Schedule B and related information refer to the Financial Reporting Guidelines - FY 2000-2001 Handbook of Instructions.

**INSTITUTIONAL SUPPORT**☒ PUBLIC SAFETY**PHYSICAL PLANT OPERATIONS**☒ INSURANCE



**SCHEDULE C**  
**FISCAL YEAR 2000**

**IN-KIND CONTRIBUTIONS - SERVICES AND OTHER ASSETS**

*Supporting documentation for all claims must be maintained at the station and may be requested by CPB. This support must be recognized in the station's audited financial statements.*

	Donor Type (See below)		
<b>1. Professional Services</b>			
(a) Legal	_____	\$ _____	(a)
(b) Accounting and/or auditing	_____	_____	(b)
(c) Engineering	_____	_____	(c)
(d) Other professionals and craftsmen (be specific - see AFR guidelines for examples)			
<u>W.KY ANSWERING SERVICE</u>	<u>BS</u>	<u>900</u>	(d)
<u>TERRAPIN STATION</u>	<u>BS</u>	<u>924</u>	
_____	_____	_____	
<i>Total Professional Services</i>		\$ <u>1824</u>	(1)
<b>2. General Operational Services</b>			
(a) Annual rental value of space (studios, offices or tower facilities)	_____	_____	(a)
(b) Annual value of land used for locating a station-owned transmission tower	_____	_____	(b)
(c) Station operating expenses	<u>BS</u>	<u>5649</u>	(c)
(d) Other (specify exact type)			
_____	_____	_____	(d)
_____	_____	_____	
<i>Total General Operational Services</i>		<u>5649</u>	(2)

**DONOR CODES**

BS - Business	PU - Private Univ
FD - Foundation	SG - State Govt.
FG - Federal Government	SU - State Univ.
LG - Local Government	
PB - Public Broadcasting Entity	OT - Other

**SCHEDULE C**  
**FISCAL YEAR 2000**

**IN-KIND CONTRIBUTIONS - SERVICES AND OTHER ASSETS - continued**

	Donor Type (See below)		
<b>3. Other Services</b>			
(a) ITV or educational radio	_____	\$ _____	(a)
(b) State Public Broadcasting Agencies: (APBC, FL DOE, NYN, OET, PPTN and NY Network only)	_____	_____	(b)
(c) Local advertising	<u>BS</u>	<u>22,148</u>	(c)
(d) National advertising	_____	_____	(d)
<i>Total Other Services</i>		<u>22,148</u>	(3)
<b>4. Total in-kind contributions - services and other assets (sum of lines 1 through 3)</b>		\$ <u>29,621</u>	(4)
<b>5. LESS: in-kind contributions from federal and public broadcasting entities included in line 4</b>		_____	(5)
<b>6. Total nonfederal in-kind contributions - services and other assets (line 4 less line 5). (Forward to line 3a of the Schedule of Nonfederal Financial Support)</b>		\$ <u>29,621</u>	(6)

**Caution:** Refer to the Guidelines and Supplemental Guide to determine if in-kind contributions meet the criteria for inclusion as NFFS. Do not include contributions related to fund raising activities (including membership drives).

**DONOR CODES**

BS - Business	PU - Private Univ
FD - Foundation	SG - State Govt.
FG - Federal Government	SU - State Univ.
LG - Local Government	
PB - Public Broadcasting Entity	OT - Other

**SCHEDULE D**  
**FISCAL YEAR 2000**

**IN-KIND CONTRIBUTIONS - PROPERTY AND EQUIPMENT**

*Supporting documentation for all claims must be maintained at the station and may be requested by CPB. This support must be recognized in the station's audited financial statements. For TV stations contributions of certain property may be subject to the capital funds exclusion. See the guidelines for more information.*

	Donor Type (See below)		
1. Land		\$	(1)
2. Building			(2)
3. Equipment	<u>SL</u>	<u>24,333</u>	(3)
4. Vehicle(s)			(4)
5. Other (specify)			
			(5)
6. Total in-kind contributions - property and equipment (sum of lines 1 through 5)		\$ <u>24,333</u>	(6)
7. LESS: in-kind contributions from federal and public broadcasting entities included in line 6			(7)
8. Total nonfederal in-kind contributions - property and equipment (line 6 less line 7). (Forward to line 3b of the Schedule of Nonfederal Financial Support)		\$ <u>24,333</u>	(8)

**DONOR CODES**

BS - Business	PU - Private Univ.
FD - Foundation	SG - State Govt.
FG - Federal Government	SU - State Univ.
LG - Local Government	
PB - Public Broadcasting Entity	OT - Other

**SCHEDULE E**  
**FISCAL YEAR 2000**

**EXPENSES AND CAPITAL OUTLAYS**

Include both cash and non-cash expenses

*Round all figures  
to nearest dollar*

**Program Services**

1.	Programming and Production	\$	<u>346,285</u>	(1)
2.	Broadcasting		<u>43,819</u>	(2)
3.	Program Information and Promotion		<u>43,851</u>	(3)

**Support Services**

4.	Management and General		<u>250,084</u>	(4)
5.	Fund Raising and Membership Development		<u>22,280</u>	(5)
6.	Underwriting and Grant Solicitation		<u>22,280</u>	(6)
7.	Depreciation and Amortization *		<u>-</u>	(7)
8.	<b>Total operating expenses (lines 1 to 7)</b> (line 8 must agree with audited financial statements)	\$	<u><b>728,599</b></u>	(8)

**Additional Information**

9.	Cost of Capital Assets Purchased or Donated			
	Land and Buildings	\$		(9a)
	Equipment		<u>34,919</u>	(9b)
	All Other			(9c)
			<u>34,919</u>	(9)
10.	<b>TOTAL (sum of lines 8 and 9)</b>	\$	<u><b>763,518</b></u>	(10)

**NOTE:**

\* If depreciation and amortization are not allocated to the various functional categories, report the full amount on this line.

**SCHEDULE F**  
**FISCAL YEAR 2000**

**RECONCILIATION FORM - Part I (Joint Licensees - read instructions carefully)**

*A grantee's AFR must be reconciled with its audited financial statements. This form must be used for that purpose. All NFFS reported in any given year must be recognized as support and revenue in the grantee's audited financial statements for that year.*

*(A grantee may elect to reconcile its reports either separately or jointly if the AFS presents discrete information for each grantee, either in the Statement of Activities or in a Supplemental Schedule. Check the appropriate box below.)*

This is a Joint Licensee that elects to reconcile each grantee separately

☐ (complete Part I only)

This is a JL that elects to reconcile all grantees to the combined AFS

☐ (complete Part I and Part II)

**CPB Annual Financial Report**

*List revenue reported on the following lines:*

Schedule A, line 21

**AFR**  
\$ 590,519

Schedule B, line 9

126,092

Schedule C, line 4

29,621

Schedule D, line 6

24,333

Joint Licensee Stations (Grand Total from Part II)

-

**Total CPB Annual Financial Report(s)**

\$ 770,565

**Audited Financial Statements (check box if combined AFS)**

*List total support and revenue as recognized in the statement of activities:*

Total support and revenue - unrestricted

☐ **AFS**  
\$ 647,647

Total support and revenue - temporarily restricted

122,918

Total support and revenue - permanently restricted

**Total Support and Revenue**

\$ 770,565

Capital grants

-

**Total Audited Financial Statements (from AFS, page 3)**

\$ 770,565

**Difference - Total CPB Annual Financial Report less Total Audited Financial Statements (Explain in the space provided below)**

\$ -0-

Description of Reconciling Items

Reconciling Amount

1  
2  
3  
4  
5  
6

\$

**Total (must agree with difference shown above)**

\$

**SCHEDULE F  
FISCAL YEAR 2000**

**RECONCILIATION FORM Part II (Joint Licensees Only)**

*This page is used to facilitate the reconciliation between the AFR and AFS for Joint Licensees (JL) who file combined audited financial statements. Use this page to list other grantees included in the combined AFS.*

*Complete one section for each grantee to be consolidated with the reporting grantee (total will be transferred to Part I)*

**CPB Annual Financial Report: Station Call Letters:** \_\_\_\_\_

**Grantee Code:** \_\_\_\_\_

*List revenue reported on the following lines:*

Schedule A, line 21

\$ \_\_\_\_\_

Schedule B, line 9

\_\_\_\_\_

Schedule C, line 4

\_\_\_\_\_

Schedule D, line 6

\_\_\_\_\_

**Total CPB Annual Financial Report**

(a) \$ \_\_\_\_\_

**CPB Annual Financial Report: Station Call Letters:** \_\_\_\_\_

**Grantee Code:** \_\_\_\_\_

*List revenue reported on the following lines:*

Schedule A, line 21

\$ \_\_\_\_\_

Schedule B, line 9

\_\_\_\_\_

Schedule C, line 4

\_\_\_\_\_

Schedule D, line 6

\_\_\_\_\_

**Total CPB Annual Financial Report**

(b) \$ \_\_\_\_\_

**CPB Annual Financial Report: Station Call Letters:** \_\_\_\_\_

**Grantee Code:** \_\_\_\_\_

*List revenue reported on the following lines:*

Schedule A, line 21

\$ \_\_\_\_\_

Schedule B, line 9

\_\_\_\_\_

Schedule C, line 4

\_\_\_\_\_

Schedule D, line 6

\_\_\_\_\_

**Total CPB Annual Financial Report**

(c) \$ \_\_\_\_\_

**Grand Total for Part II (a+b+c) - transfer to Sch. F, Part I**

\$           -0-          

*(Use additional sheets as necessary)*



## Corporation for Public Broadcasting

### *Occupancy Forms - 2000*

Use with Schedule B, Indirect Administrative Support

#### INSTRUCTIONS FOR COMPLETING OCCUPANCY FORMS

The following forms are to be completed for office and studio or tower facilities used by a station but for which the station pays no rent or reduced rent. These must be buildings and/or facilities for which the station does not hold title, but the station's licensee does. In the case of a station licensed to a state university where the state retains title to all buildings, the station may use these forms for valuing the space it occupies.

***Do not use these forms if the station calculates indirect support using the other sponsored activities rate.***

No building or facility should be valued if the station claimed the capital outlay for matching purposes in any previous year. If the station has access to space that it does not use on a continuing basis, the value should be prorated based on use. For instance, if a university makes studio space available to a station on a continuing basis but the station only uses the space a few times a year, the space should only be valued for the period(s) of actual use.

*No satellite dish should be valued.*

A separate page should be completed for each building and/or facility.

If the appraisal form for land associated with the tower facility is used, it must be completed by an independent qualified appraiser who holds the title of M.A.I., S.R.E.A., A.S.A. Or S.R.P.A.

***These forms must be filed for 2000 even if they were filed in 1999 and the claimed values are not changing.***

**ANNUAL VALUE COMPUTATIONS FOR  
BUILDINGS AND TOWER FACILITIES  
Fiscal Year 2000**

Call Letters and Address of Station:	
<b>WKMS - FM</b>	<b>MURRAY KENTUCKY</b>
Name and Location of Building:	
<b>PRICE DOYLE FINE ARTS CENTER</b>	

	<u>Column A</u> <i>use for original costs</i>	<u>Column B</u> <i>use for improvements</i>
1. Record building at original cost or at fair market value at the time the station took possession (use fair value only if original cost is unknown)	<u>3,923,824</u>	N/A
2. Total original cost of major improvements	<u>N/A</u>	<u>-0-</u>
3. Subtract federal and CPB funds used in construction or improvements	<u>-</u>	
4. <i>Total nonfederal value of building / improvements</i>	<u>3,923,824</u>	
5. Enter year constructed or acquired	<u>1971</u>	
6. Estimated useful life of building / improvements from date of acquisition or construction	<u>50</u>	
7. Remaining useful life of building - If remaining useful life is zero, do not continue this computation	<u>21</u>	
8. <i>Annual value (line 4 divided by line 6)</i>	<u>78,505</u>	
9. Station's prorated use of building	<u>8.023%</u>	
10. <i>Product of lines 8 and 9</i>	<u>6,299</u>	
11. Payments made by the station as part of lease or rental agreements	<u>-0-</u>	
12. Payments received by the station for use by others of this space	<u>-0-</u>	
13. <i>Annual value for NFFS purposes (line 10 minus lines 11 and 12)</i>	<u>6,299</u>	<u>-0-</u>

**DO NOT USE THIS FORM IF THE STATION CLAIMED THE  
CAPITAL OUTLAY AS NFFS IN ANY PREVIOUS YEAR.**



**KENTUCKY INSTITUTE FOR  
INTERNATIONAL STUDIES  
(OPERATED BY  
MURRAY STATE UNIVERSITY)**

**Financial Statements as of and for the  
Years Ended October 31, 2000 and 1999,  
Supplemental Schedule for the Year Ended  
October 31, 2000  
and  
Independent Auditors' Report**

Deloitte & Touche LLP  
Suite 2100  
220 West Main Street  
Louisville, KY 40202-5313

Tel: (502) 562-2000  
Fax: (502) 562-2073  
www.us.deloitte.com

**Deloitte  
& Touche**

## **INDEPENDENT AUDITORS' REPORT**

**Board of Regents of  
Murray State University  
and  
Board of Directors of Kentucky Institute  
for International Studies**

We have audited the accompanying balance sheets of the Kentucky Institute for International Studies (operated by Murray State University) (the "Institute") as of October 31, 2000 and 1999, and the related statements of revenue, expenditures and changes in fund balance and cash flows for the years then ended. These financial statements are the responsibility of the Institute's management. Our responsibility is to express an opinion on these financial statements based on our audits.

We conducted our audits in accordance with auditing standards generally accepted in the United States of America. Those standards require that we plan and perform the audit to obtain reasonable assurance about whether the financial statements are free of material misstatement. An audit includes examining, on a test basis, evidence supporting the amounts and disclosures in the financial statements. An audit also includes assessing the accounting principles used and significant estimates made by management, as well as evaluating the overall financial statement presentation. We believe that our audits provide a reasonable basis for our opinion.

In our opinion, such financial statements present fairly, in all material respects, the financial position of the Institute as of October 31, 2000 and 1999, and the results of its operations and its cash flows for the years then ended in conformity with accounting principles generally accepted in the United States of America.

Our audits were conducted for the purpose of forming an opinion on the basic financial statements taken as a whole. The supplemental combining schedule of revenue and expenditures on pages 6 and 7 is presented for the purpose of additional analysis and is not a required part of the basic financial statements. This schedule is the responsibility of the Institute's management. Such information has been subjected to the auditing procedures applied in our audit of the 2000 basic financial statements and, in our opinion, is fairly stated in all material respects when considered in relation to the 2000 basic financial statements taken as a whole.

*Deloitte & Touche LLP*

January 22, 2001

**Deloitte  
Touche  
Tohmatsu**

## KENTUCKY INSTITUTE FOR INTERNATIONAL STUDIES

### BALANCE SHEETS OCTOBER 31, 2000 AND 1999

---

	2000	1999
<b>ASSETS</b>		
Cash	\$ 322,430	\$ 214,217
Advance for Morelia, Mexico program	61,482	61,959
Prepaid expenses	58,251	115,338
Equipment	<u>43,335</u>	<u>29,348</u>
Total assets	<u>\$ 485,498</u>	<u>\$ 420,862</u>
 <b>LIABILITIES AND FUND BALANCE</b>		
Liabilities:		
Accounts payable and accrued expenses	\$ 2,454	\$ 7,788
Deferred revenue	<u>71,566</u>	<u>67,510</u>
Total liabilities	74,020	75,298
Fund balance	<u>411,478</u>	<u>345,564</u>
Total liabilities and fund balance	<u>\$ 485,498</u>	<u>\$ 420,862</u>

See notes to financial statements.

**KENTUCKY INSTITUTE FOR INTERNATIONAL STUDIES  
STATEMENTS OF REVENUE, EXPENDITURES AND  
CHANGES IN FUND BALANCE**

**FOR THE YEARS ENDED OCTOBER 31, 2000 AND 1999**

	<b>2000</b>	<b>1999</b>
Revenue:		
Program fees	\$ 1,190,736	\$ 910,889
Consortium fees	36,500	37,600
Other revenue	<u>6,088</u>	<u>8,601</u>
Total revenue	<u>1,233,324</u>	<u>957,090</u>
Expenditures:		
Program expenditures:		
Student and faculty food and lodging	421,882	329,058
Student and faculty travel	308,456	230,582
Faculty expense	75,999	93,202
Other	<u>87,951</u>	<u>60,237</u>
Total program expenditures	894,288	713,079
General and administrative expenditures	<u>273,122</u>	<u>202,162</u>
Total expenditures	<u>1,167,410</u>	<u>915,241</u>
Excess of revenue over expenditures	65,914	41,849
Fund balance, beginning of year	<u>345,564</u>	<u>303,715</u>
Fund balance, end of year	<u>\$ 411,478</u>	<u>\$ 345,564</u>

See notes to financial statements.

# KENTUCKY INSTITUTE FOR INTERNATIONAL STUDIES STATEMENTS OF CASH FLOWS

FOR THE YEARS ENDED OCTOBER 31, 2000 AND 1999

	2000	1999
Cash flows from operations:		
Excess of revenue over expenditures	\$ 65,914	\$ 41,849
Adjustments to reconcile excess of revenue over expenditures to net cash provided by (used in) operations:		
Net loss on disposals of equipment	2,673	5,810
Changes in certain assets and liabilities:		
Prepaid expenses	57,087	(71,599)
Advance for Morelia, Mexico program	477	1,077
Accounts payable	(5,334)	3,963
Deferred revenue	4,056	(2,601)
Net cash provided by (used in) operations	<u>124,873</u>	<u>(21,501)</u>
Cash flows from investing activities:		
Additions of equipment from other MSU departments	(3,044)	-
Purchase of equipment	<u>(13,616)</u>	<u>(6,728)</u>
Net cash used in investing activities	<u>(16,660)</u>	<u>(6,728)</u>
Net increase (decrease) in cash	108,213	(28,229)
Cash, beginning of year	<u>214,217</u>	<u>242,446</u>
Cash, end of year	<u>\$ 322,430</u>	<u>\$ 214,217</u>

See notes to financial statements.

## **KENTUCKY INSTITUTE FOR INTERNATIONAL STUDIES NOTES TO FINANCIAL STATEMENTS**

**FOR THE YEARS ENDED OCTOBER 31, 2000 and 1999**

---

### **1. BACKGROUND**

The Kentucky Institute for International Studies (KIIS) is a consortium comprised of the following full member institutions: Murray State University (which administers the program), Eastern Kentucky University, Western Kentucky University, Morehead State University, Northern Kentucky University, University of Kentucky, Berea College, Union College, Transylvania College, Bellarmine College, University of Louisville, Georgetown College, Antioch College and Middle Tennessee State University. Ball State University participates as an affiliate member. KIIS was established in 1975 to organize and coordinate a group of summer, study-abroad programs for students of the member institutions. Full member institutions pay an annual membership fee (consortium fee) of \$2,500 and affiliate institution members pay an annual fee of \$1,500 to KIIS.

### **2. SUMMARY OF SIGNIFICANT ACCOUNT POLICIES:**

#### Basis of Accounting:

The financial statements of KIIS have been prepared on the accrual basis of accounting.

#### Revenue and Expenditures:

Revenue is generated primarily from program fees paid by participating students to cover their travel, housing and meal expenses while abroad, as well as administrative expenses incurred by KIIS. The costs of executing studies while abroad and related program fees paid by the students to cover these expenses while abroad, are reported in the statement of revenue, expenditures and changes in fund balance in the year the program is completed. The costs involved with the administration of the KIIS program are considered expenses of the KIIS program in the year in which they are incurred. Certain services, including office space and administrative support, are provided to KIIS by Murray State University (the University) at no charge. Additionally, the University grants to the participating students academic credit upon proper completion of their KIIS program. Consistent with the accounting policies of the University, no depreciation expense is recorded on equipment.

KENTUCKY INSTITUTE FOR INTERNATIONAL STUDIES  
SUPPLEMENTAL COMBINING SCHEDULE OF REVENUE AND EXPENDITURES

FOR THE YEAR ENDED OCTOBER 31, 2000

	Summer Austria Bregenz	Summer Austria Salzburg	Summer Equador	Summer France	Summer Germany	Summer Italy	Summer Mexico	Summer Spain	Summer Spain High School	Summer China	Summer Italy Rome
Revenue:											
Program fees	\$103,686	\$ 96,164	\$37,658	\$130,922	\$37,270	\$124,761	\$ 69,038	\$ 93,520	\$15,374	\$ 79,420	\$ 98,830
Management fee	(18,780)	(18,080)	(4,690)	(18,920)	(8,270)	(17,225)	(17,175)	(15,925)	(2,790)	(11,055)	(13,980)
Consortium fees	-	-	-	-	-	-	-	-	-	-	-
Other revenue	-	-	-	-	-	-	-	-	-	-	-
Total revenue	<u>84,906</u>	<u>78,084</u>	<u>32,968</u>	<u>112,002</u>	<u>29,000</u>	<u>107,536</u>	<u>51,863</u>	<u>77,595</u>	<u>12,584</u>	<u>68,365</u>	<u>84,850</u>
Expenditures:											
Program expenditures:											
Student and faculty food and lodging	24,235	33,048	25,353	55,739	7,003	55,329	21,463	29,027	5,174	28,207	45,322
Student and faculty travel	34,106	21,000	4,641	24,179	12,976	35,520	19,812	32,315	4,313	30,043	23,936
Faculty expense	6,357	9,620	-	4,224	2,942	3,052	875	1,850	400	-	3,241
Other	10,686	6,451	1,921	3,028	2,067	1,011	10,636	4,209	1,735	1,778	2,063
Total program expenditures	<u>75,384</u>	<u>70,119</u>	<u>31,915</u>	<u>87,170</u>	<u>24,988</u>	<u>94,912</u>	<u>52,786</u>	<u>67,401</u>	<u>11,622</u>	<u>60,028</u>	<u>74,562</u>
General and administrative expenditures:											
Salary and remuneration of directors	-	-	-	-	-	-	-	-	-	-	-
Other	-	-	-	-	-	-	-	-	-	-	-
Total general and administrative expenditures	<u>-</u>	<u>-</u>	<u>-</u>	<u>-</u>	<u>-</u>	<u>-</u>	<u>-</u>	<u>-</u>	<u>-</u>	<u>-</u>	<u>-</u>
Total expenditures	<u>75,384</u>	<u>70,119</u>	<u>31,915</u>	<u>87,170</u>	<u>24,988</u>	<u>94,912</u>	<u>52,786</u>	<u>67,401</u>	<u>11,622</u>	<u>60,028</u>	<u>74,562</u>
Revenues over (under) expenditures	<u>\$ 9,522</u>	<u>\$ 7,965</u>	<u>\$ 1,053</u>	<u>\$ 24,832</u>	<u>\$ 4,012</u>	<u>\$ 12,624</u>	<u>\$ (923)</u>	<u>\$ 10,194</u>	<u>\$ 962</u>	<u>\$ 8,337</u>	<u>\$ 10,288</u>

KENTUCKY INSTITUTE FOR INTERNATIONAL STUDIES  
SUPPLEMENTAL COMBINING SCHEDULE OF REVENUE AND EXPENDITURES

FOR THE YEAR ENDED OCTOBER 31, 2000

	Semester Mexico Morelia	Semester Spain Segovia	Summer Brazil	Summer Bregenz Environmental	Summer Costa Rica	Summer Japan	Spring Mexico Professional	Summer Mexico Professional	Spring Washington D.C.	Home Office	Total Program
Revenue:											
Program fees	\$66,960	\$114,316	\$47,862	\$27,010	\$13,720	\$27,380	\$3,900	\$1,790	\$ 1,155		\$1,190,736
Management fee	(9,990)	(11,140)	(7,255)	(5,985)	(3,255)	(3,255)	(690)	(390)	(1,000)	\$189,850	-
Consortium fees	-	-	-	-	-	-	-	-	-	36,500	36,500
Other revenue	-	-	-	-	-	-	-	-	-	6,088	6,088
Total revenue	<u>56,970</u>	<u>103,176</u>	<u>40,607</u>	<u>21,025</u>	<u>10,465</u>	<u>24,125</u>	<u>3,210</u>	<u>1,400</u>	<u>155</u>	<u>232,438</u>	<u>1,233,324</u>
Expenditures:											
Program expenditures:											
Student and faculty food and lodging	23,148	36,146	16,121	4,131	3,209	7,820	1,361	46	-	-	421,882
Student and faculty travel	7,695	14,453	17,638	13,056	4,441	8,324	4	4	-	-	308,456
Faculty expense	15,599	18,949	1,670	1,156	500	2,633	1,672	1,259	-	-	75,999
Other	<u>11,016</u>	<u>23,724</u>	<u>1,169</u>	<u>1,806</u>	<u>2,020</u>	<u>1,998</u>	<u>343</u>	<u>290</u>	<u>-</u>	<u>-</u>	<u>87,951</u>
Total program expenditures	<u>57,458</u>	<u>93,272</u>	<u>36,598</u>	<u>20,149</u>	<u>10,170</u>	<u>20,775</u>	<u>3,380</u>	<u>1,599</u>	<u>-</u>	<u>-</u>	<u>894,288</u>
General and administrative expenditures:											
Salary and remuneration of directors	-	-	-	-	-	-	-	-	-	99,943	99,943
Other	<u>-</u>	<u>-</u>	<u>-</u>	<u>-</u>	<u>-</u>	<u>-</u>	<u>-</u>	<u>-</u>	<u>-</u>	<u>173,179</u>	<u>173,179</u>
Total general and administrative expenditures	<u>-</u>	<u>-</u>	<u>-</u>	<u>-</u>	<u>-</u>	<u>-</u>	<u>-</u>	<u>-</u>	<u>-</u>	<u>273,122</u>	<u>273,122</u>
Total expenditures	<u>57,458</u>	<u>93,272</u>	<u>36,598</u>	<u>20,149</u>	<u>10,170</u>	<u>20,775</u>	<u>3,380</u>	<u>1,599</u>	<u>-</u>	<u>273,122</u>	<u>1,167,410</u>
Revenues over (under) expenditures	<u>\$ (488)</u>	<u>\$ 9,904</u>	<u>\$ 4,009</u>	<u>\$ 876</u>	<u>\$ 295</u>	<u>\$ 3,350</u>	<u>\$ (170)</u>	<u>\$ (199)</u>	<u>\$ 155</u>	<u>\$ (40,684)</u>	<u>\$ 65,914</u>



Deloitte & Touche LLP  
Suite 2100  
220 West Main Street  
Louisville, KY 40202-5313

Tel: (502) 562-2000  
Fax: (502) 562-2073  
www.us.deloitte.com

**Deloitte  
& Touche**

## **INDEPENDENT ACCOUNTANTS' REPORT ON APPLYING AGREED-UPON PROCEDURES**

Dr. Kern Alexander, President  
Murray State University  
#1 Murray Street  
Murray, Kentucky 42071

We have audited the financial statements of Murray State University (the "University") as of and for the year ended June 30, 2000 and have issued our report thereon dated September 22, 2000.

At your request, we have also applied certain agreed-upon procedures, enumerated below, to the accounting records and system of internal accounting control of the University for the year ended June 30, 2000, solely to assist the University in complying with National Collegiate Athletics Association (the "NCAA") Constitution 6.2.3.1. This engagement to apply agreed-upon procedures was performed in accordance with standards established by the American Institute of Certified Public Accountants. The sufficiency of the procedures is solely the responsibility of the University. Consequently, we make no representation regarding the sufficiency of the procedures described below either for the purpose for which this report has been requested or for any other purpose. Our procedures and findings are as follows:

### **Statement of Current Funds Revenues and Expenditures - Agreed-Upon Substantive Procedures**

- a) We obtained the statement of current funds revenues and expenditures for the University's athletics programs for the year ended June 30, 2000, as prepared by management and presented in Exhibit 1. We recalculated the addition of the amounts in the statement, traced the amounts in the statement to the supporting worksheets prepared by management and agreed the amounts in the worksheets to the appropriate accounts in the University's general ledger.
- b) We inquired of University personnel as to whether, and were informed that, all amounts received in the name of the Racer Athletic Association (which we were informed by management is a booster organization) is recorded in the accounts designated by the contributors and that the activity of the Racer Athletic Association is included in the financial statement obtained in procedure "a".

We were also informed by management that Murray State University Athletics Foundation, Inc. (a.k.a. "Racer Foundation"), an outside organization, also makes expenditures for or on behalf of the University's intercollegiate athletics programs and that such amounts were included in revenues in the financial statement obtained in procedure "a".

- c) We inquired of management as to whether, and were informed that, it is the University's policy that expenditures for the athletics programs are subject to the same budgetary controls as other

Deloitte  
Touche  
Tohmatsu

institutional expenditures. The athletics programs had net expenditures over budget of approximately \$70,453 for the year ended June 30, 2000, per the revised budgets provided to us by management.

- d) We compared the athletics programs' current year revenues and expenditures reported in the statement of current funds revenues and expenditures to the comparable amounts reported from the prior year. We obtained explanations from management for all significant variances.
- e) We inquired of University personnel as to whether there were any outside organizations, other than the Racer Foundation, that made expenditures for or on behalf of the University intercollegiate athletics programs. We were informed that there were none.
- f) We obtained and read the audited financial statements of the Racer Foundation for the year ended June 30, 2000 which were audited by us and on which we issued our report, dated October 16, 2000, in which we expressed an unqualified opinion on those statements.
- g) We inquired of management of the Racer Foundation as to whether there were any cash contributions disbursed to the University for the year ended June 30, 2000. We were informed that the Racer Foundation made cash contributions to the University for the benefit of the intercollegiate athletics programs during the year ended June 30, 2000 in the amount of \$153,456: \$25,000 for the Football program, \$26,524 for the Men's Basketball program; \$100 for the Women's Basketball program, \$10,476 for other sports programs and \$91,356 Non-program Specific.
- h) We inquired of management of the Racer Foundation as to whether there were any expenditures made on behalf of University intercollegiate athletics programs for the year ended June 30, 2000. We were informed that the Racer Foundation made expenditures on behalf of the University's intercollegiate athletics programs as follows:

Purpose	Description	Amount
Football	Coaches benefits	\$ 2,026
Non-program specific	Supplies, travel, training, telephone, equipment, mascot costume, etc.	77,082
Men's basketball	T-shirts, salaries and benefits	7,740
Other Sports	Track & Field, Volleyball, Rowing	<u>71</u>
Total		<u>\$ 86,919</u>

We agreed the above amounts to the financial statement obtained in procedure "a".

Because the above procedures "a" through "h" do not constitute an audit conducted in accordance with auditing standards generally accepted in the United States of America, we do not express an opinion on any of the accounts or items referred to above. Had we performed additional procedures or had we made an audit of any financial statements of the athletics programs of the University in accordance with auditing standards generally accepted in the United States of America, matters might have come to our attention that

would have been reported to you. This report relates only to the accounts and items specified above and does not extend to the financial statements of the University, its athletics programs, or Murray State University Athletic Foundation, Inc. taken as a whole.

#### **Internal Accounting Controls Related to Intercollegiate Athletics - Agreed-Upon Procedures**

The management of the University is responsible for establishing and maintaining a system of internal accounting control. In fulfilling this responsibility, estimates and judgments by management are required to assess the expected benefits and related costs of control procedures. The objectives of a system of internal accounting control are to provide management with reasonable, but not absolute, assurance that assets are safeguarded against loss from unauthorized use or disposition, and that transactions are executed in accordance with management's authorization and recorded properly to permit the preparation of financial statements in accordance with accounting principles generally accepted in the United States of America.

Because of inherent limitations in any system of internal accounting control, errors or irregularities may occur and not be detected. Also, projection of any evaluation of the system to future periods is subject to the risk that procedures may become inadequate because of changes in conditions, or that the degree of compliance with the procedures may deteriorate. Our procedures and findings are as follows:

- i) We made inquiries of University management and personnel regarding the control environment, competence of personnel and protection of records and equipment, and we were informed that the control procedures relative to the athletics programs are the same as those utilized by the University.

- j) We haphazardly selected 20 charges to the expenditure accounts included in the statement of current funds revenues and expenditures and performed the following:

We obtained the voucher package for each charge and agreed the expenditure amount to the underlying documentation (e.g., invoice, purchase order, journal voucher, etc.). We examined each invoice for receipt of goods or services (where applicable) and for proper approval of payment. We also agreed voucher amounts to canceled checks (where applicable). No exceptions were noted.

- k) The University's Internal Auditor performs certain tests of athletic program ticket sales. We obtained the Schedules of Consolidated Athletic Ticket Sales Accountability for the year ended June 30, 2000 (the "schedules") for both basketball and football games prepared by the University's Internal Auditor and performed the following:

- We recalculated the ticket sales income recorded on the schedules and footed and cross-footed the totals for a sample of three basketball games and two football games, noting no exceptions.
- We compared the sales price per ticket used in the calculation of ticket sales income to the price of actual tickets sold by the Athletic Department, noting no exceptions.
- For the five games selected, we compared the ticket sales income per the schedules to cash receipt documents obtained from the University's cashier office and to cash transmittals prepared by the University's Athletic Department. No exceptions were noted.

- We compared the total ticket sales income per the schedules to the amount of income recorded on the University's general ledger, noting that basketball and football ticket income per the schedule was \$734 over and \$14 less, respectively, than that recorded in the general ledger.

Agreed upon procedures "i" through "k" applied to certain aspects of the University's system of internal accounting control were more limited than would be necessary to express an opinion on the system of internal accounting taken as a whole. Because the scope of our work was limited to applying agreed-upon procedures "i" through "k" to certain aspects of the system of internal accounting control, we are unable to express and do not express an opinion on whether the system of internal accounting control of Murray State University in effect for the year ended June 30, 2000 taken as a whole, was sufficient to meet the objectives stated above.

\* \* \* \* \*

This report is intended solely for the information and use of management of the University and representatives of the NCAA and is not intended to be and should not be used by anyone other than these specified parties.

Very truly yours,

*Deloitte & Touche LLP*

November 20, 2000

## EXHIBIT 1

## MURRAY STATE UNIVERSITY ATHLETICS

STATEMENT OF CURRENT FUNDS REVENUES AND EXPENDITURES  
FOR THE YEAR ENDED JUNE 30, 2000

	Football	Basketball	Women's Basketball	Other Sports	Non-Program Specific	Total
<b>Revenues:</b>						
Ticket sales (note 1)	\$ 111,592	\$336,361				\$ 447,953
Concessions					\$ 52,619	52,619
Student activity fees					438,091	438,091
Guarantees	180,000	70,000	\$ 7,500			257,500
NCAA revenue distribution					165,756	165,756
Other revenue		17,536		\$ 9,925	190,013	217,474
Gifts and contributions (note 4)	44,049	100,843	703	41,338	47,454	234,387
Contributions from Racer Foundation (note 2)	27,026	34,264	100	10,547	168,438	240,375
<b>Total Revenues</b>	<b>362,667</b>	<b>559,004</b>	<b>8,303</b>	<b>61,810</b>	<b>1,062,371</b>	<b>2,054,155</b>
<b>Expenditures:</b>						
Salaries and benefits:						
Coaches (note 3)	389,131	199,910	117,115	433,246	38,784	1,178,186
Other	61,122	23,273		9,452	679,131	772,978
Films, books and subscriptions	2,367	4,637	185	2,039	27,730	36,958
Travel:						
Recruiting	45,436	50,204	17,075	16,584		129,299
Team	69,019	92,334	48,847	161,418	39,255	410,873
Other	4,424	7,426	204	5,433	28,392	45,879
Financial aid	604,593	120,932	132,938	516,241	88,082	1,462,786
Athletic subsistence	26,127	11,667	2,388	2,952	36,596	79,730
Maintenance and administration	13,803	109		4,123	25,588	43,623
Equipment and operating supplies	156,426	11,610	2,689	62,681	67,092	300,498
Athletic medical expense				30	23,595	23,625
Athletic officials	16,539	14,415	9,200	13,142	25,739	79,035
Athletic guarantees	15,000	49,528	2,000	1,000		67,528
Miscellaneous expense	5,295	22,041	2,922	11,447	22,352	64,057
Car leases		6,000				6,000
Insurance	4,387	3,801		100	36,225	44,513
Office equipment and supplies	6,669	3,318	1,142	7,939	42,004	61,072
Concession food resale				3,675	6,872	10,547
<b>Total Expenditures</b>	<b>1,420,338</b>	<b>621,205</b>	<b>336,705</b>	<b>1,251,502</b>	<b>1,187,437</b>	<b>4,817,187</b>
<b>Revenues Over (Under) Expenditures</b>	<b><u>\$(1,057,671)</u></b>	<b><u>\$(62,201)</u></b>	<b><u>\$(328,402)</u></b>	<b><u>\$(1,189,692)</u></b>	<b><u>\$(125,066)</u></b>	<b><u>\$(2,763,032)</u></b>

See notes to statement of current funds revenues and expenditures.

## **MURRAY STATE UNIVERSITY ATHLETICS**

### **NOTES TO STATEMENT OF CURRENT FUNDS REVENUES AND EXPENDITURES FOR THE YEAR ENDED JUNE 30, 2000**

---

1. **Ticket Sales** – Complimentary tickets totaling \$232,685 were provided to other University departments for the use of University guests, student recruits, administrative use, and student admission to athletic events. These tickets have not been recorded as revenues, nor have they been charged to the University departments.
2. **Contributions from the Racer Foundation** – The Murray State University Athletic Association (a.k.a. "Racer Foundation") is an outside organization whose purpose is to support Murray State University athletic excellence and the success of its student athletes in the classroom and on the playing field. Included in contributions from the Racer Foundation are expenditures on behalf of the University athletics programs totaling \$86,919. A like amount has been included in expenditures.
3. **Coaches Compensation** – Coaches compensation does not include any amounts the coaches may have received for making radio and television appearances on the coaches' shows produced by the Racer Foundation. Fees for appearing on the coaches' shows are negotiated by each individual coach with the Racer Foundation.
4. **Gifts and Contributions** – Gifts and contributions represent amounts collected through the Murray State University Foundation, Inc. that are restricted for the related athletics programs. Expenditures include amounts funded by the gifts and contributions.

**MURRAY STATE UNIVERSITY  
ATHLETIC FOUNDATION, INC.**

**Financial Statements  
As of and For the Years Ended  
June 30, 2000 and 1999  
and  
Independent Auditors' Report**

Deloitte & Touche LLP  
Suite 2100  
220 West Main Street  
Louisville, KY 40202-5313

Tel: (502) 562-2000  
Fax: (502) 562-2073  
www.us.deloitte.com

**Deloitte  
& Touche**

## INDEPENDENT AUDITORS' REPORT

To the Board of Directors  
of Murray State University Athletic Foundation, Inc.  
and the Board of Regents of Murray State University

We have audited the accompanying statements of financial position of Murray State University Athletic Foundation, Inc. (the "Foundation") as of June 30, 2000 and 1999, and the related statements of activities and cash flows for the years then ended. These financial statements are the responsibility of the Foundation's management. Our responsibility is to express an opinion on these financial statements based on our audits.

We conducted our audits in accordance with auditing standards generally accepted in the United States of America. Those standards require that we plan and perform the audit to obtain reasonable assurance about whether the financial statements are free of material misstatement. An audit includes examining, on a test basis, evidence supporting the amounts and disclosures in the financial statements. An audit also includes assessing the accounting principles used and significant estimates made by management, as well as evaluating the overall financial statement presentation. We believe that our audits provide a reasonable basis for our opinion.

In our opinion, such financial statements present fairly, in all material respects, the financial position of Murray State University Athletic Foundation, Inc. as of June 30, 2000 and 1999, and the changes in its net assets and its cash flows for the years then ended, in conformity with accounting principles generally accepted in the United States of America.

*Deloitte & Touche LLP*

October 16, 2000

Deloitte  
Touche  
Tohmatsu



## MURRAY STATE UNIVERSITY ATHLETIC FOUNDATION, INC.

### STATEMENTS OF FINANCIAL POSITION AS OF JUNE 30, 2000 AND 1999

	2000	1999
<b>ASSETS:</b>		
Cash	\$ 146,570	\$ 235,079
Investments	35,183	44,118
Contributions receivable	186,125	194,364
Real estate held for sale	2,563,307	3,400,000
Equipment, net of accumulated depreciation of \$45,852 (2000) and \$20,095 (1999)	304,600	316,994
Other assets	<u>30,759</u>	<u>11,199</u>
Total assets	<u>\$3,266,544</u>	<u>\$4,201,754</u>
<b>LIABILITIES:</b>		
Notes payable - banks	\$2,889,116	\$3,445,000
Accounts payable and accrued expenses	<u>41,220</u>	<u>316,912</u>
Total liabilities	<u>2,930,336</u>	<u>3,761,912</u>
<b>NET ASSETS:</b>		
Unrestricted	<u>121,007</u>	<u>230,206</u>
Temporarily restricted:		
For use by Murray State University Athletic Department	195,099	131,652
For use in future periods	<u>20,102</u>	<u>77,984</u>
Total temporarily restricted	<u>215,201</u>	<u>209,636</u>
Total net assets	<u>336,208</u>	<u>439,842</u>
Total liabilities and net assets	<u>\$3,266,544</u>	<u>\$4,201,754</u>

See notes to financial statements.

# MURRAY STATE UNIVERSITY ATHLETIC FOUNDATION, INC.

## STATEMENT OF ACTIVITIES FOR THE YEAR ENDED JUNE 30, 2000

	Unrestricted	Temporarily Restricted	Total
<b>REVENUES, GAINS AND OTHER SUPPORT:</b>			
Contributions received	\$ 62,466	\$ 149,637	\$ 212,103
Sponsorships and promotions	630,026		630,026
Fund raising events	77,647		77,647
Investment income:			
Interest and dividends	15,303		15,303
Realized and unrealized losses	(6,262)		(6,262)
Gain on sale of real estate held for sale	28,307		28,307
Other	15,800		15,800
Net assets released from restrictions	144,072	(144,072)	
Total revenues, gains and other support	967,359	5,565	972,924
<b>EXPENSES:</b>			
Sponsorships and promotions	381,623		381,623
Contributions to Murray State University			
Athletic Department	240,375		240,375
General and administrative, including depreciation	123,603		123,603
Interest expense	198,082		198,082
Fund raising events	104,709		104,709
Contributions to Murray State University Foundation	3,330		3,330
Membership activities	24,836		24,836
Total expenses	1,076,558		1,076,558
NET INCREASE (DECREASE)	(109,199)	5,565	(103,634)
NET ASSETS AT BEGINNING OF YEAR	230,206	209,636	439,842
NET ASSETS AT END OF YEAR	\$ 121,007	\$ 215,201	\$ 336,208

See notes to financial statements.

# MURRAY STATE UNIVERSITY ATHLETIC FOUNDATION, INC.

## STATEMENT OF ACTIVITIES FOR THE YEAR ENDED JUNE 30, 1999

	Unrestricted	Temporarily Restricted	Total
<b>REVENUES, GAINS AND OTHER SUPPORT:</b>			
Contributions received	\$ 132,538	\$ 366,344	\$ 498,882
Sponsorships and promotions	576,167		576,167
Fund raising events	62,655		62,655
Investment income:			
Interest and dividends	5,531		5,531
Realized and unrealized gains	2,255		2,255
Other	2,582		2,582
Net assets released from restrictions	<u>237,397</u>	<u>(237,397)</u>	
Total revenues, gains and other support	<u>1,019,125</u>	<u>128,947</u>	<u>1,148,072</u>
<b>EXPENSES:</b>			
Sponsorships and promotions	342,149		342,149
Contributions to Murray State University:			
Athletic Department	132,173		132,173
General operations	100,000		100,000
General and administrative, including depreciation	138,340		138,340
Interest expense	40,651		40,651
Fund raising events	81,850		81,850
Contributions to Murray State University Foundation	3,888		3,888
Membership activities	<u>10,630</u>		<u>10,630</u>
Total expenses	<u>849,681</u>		<u>849,681</u>
NET INCREASE	169,444	128,947	298,391
NET ASSETS AT BEGINNING OF YEAR	<u>60,762</u>	<u>80,689</u>	<u>141,451</u>
NET ASSETS AT END OF YEAR	<u>\$ 230,206</u>	<u>\$ 209,636</u>	<u>\$ 439,842</u>

See notes to financial statements.

# MURRAY STATE UNIVERSITY ATHLETIC FOUNDATION, INC.

## STATEMENTS OF CASH FLOWS FOR THE YEARS ENDED JUNE 30, 2000 AND 1999

	2000	1999
<b>CASH FLOWS FROM OPERATING ACTIVITIES:</b>		
Increase (decrease) in net assets	\$ (103,634)	\$ 298,391
Adjustments to reconcile increase in net assets to net cash provided by (used in) operating activities:		
Contributions of investments	(24,370)	(55,388)
Gain on sale of real estate held for sale	(28,307)	
Net realized and unrealized (gains) losses on investments	6,262	(2,255)
Depreciation	25,757	19,472
Changes in certain assets and liabilities:		
Contributions receivable	8,239	(41,178)
Other assets	(19,560)	17,407
Accounts payable and accrued expenses	(275,692)	308,336
Net cash provided by (used in) operating activities	<u>(411,305)</u>	<u>544,785</u>
<b>CASH FLOWS FROM INVESTING ACTIVITIES:</b>		
Sales and maturities of investments	27,043	13,525
Purchase of real estate held for sale		(3,400,000)
Sale of real estate held for sale	865,000	
Expenditures for and deposits on equipment	<u>(13,363)</u>	<u>(220,115)</u>
Net cash provided by (used in) investing activities	<u>878,680</u>	<u>(3,606,590)</u>
<b>CASH FLOWS FROM FINANCING ACTIVITIES:</b>		
Proceeds from bank borrowings	280,000	3,445,000
Payments on bank borrowings	<u>(835,884)</u>	<u>(168,620)</u>
Net cash provided by (used in) investing activities	<u>(555,884)</u>	<u>3,276,380</u>
<b>NET INCREASE (DECREASE) IN CASH</b>	<b>(88,509)</b>	<b>214,575</b>
<b>CASH, beginning of period</b>	<b><u>235,079</u></b>	<b><u>20,504</u></b>
<b>CASH, end of period</b>	<b><u>\$ 146,570</u></b>	<b><u>\$ 235,079</u></b>
<b>SUPPLEMENTAL CASH FLOW INFORMATION:</b>		
Cash paid for interest	<u>\$ 202,000</u>	<u>\$ 7,955</u>

See notes to financial statements.

## MURRY STATE UNIVERSITY ATHLETIC FOUNDATION, INC.

### NOTES TO FINANCIAL STATEMENTS FOR YEARS ENDED JUNE 30, 2000 AND 1999

---

#### 1. SUMMARY OF SIGNIFICANT ACCOUNTING POLICIES

**Business** - Murray State University Athletic Foundation, Inc. (the "Foundation") is a Kentucky not-for-profit corporation formed to provide assistance to worthy young men and women in obtaining an education at Murray State University (the "University") and to aid, strengthen, and expand the educational purposes of Murray State University, with particular emphasis on assistance to the intercollegiate athletic program. The Foundation generates revenues through sales of sponsorships of the University athletic coaches' radio and TV shows, sales of University athletic promotional materials and sales of tickets to University athletic events. In addition, the Foundation solicits contributions to support various University athletic programs.

**Basis of Presentation** - The Foundation's financial statements are prepared in accordance with SFAS No. 117, "Financial Statements of Not-for-Profit Organizations," which establishes external financial reporting for not-for-profit organizations and includes three basic financial statements and the classification of resources into three separate classes of net assets. The three net asset classes are as follows:

- **Unrestricted** - Net assets which are free of donor-imposed restrictions.
- **Temporarily Restricted** - Net assets whose use by the Foundation is limited by donor-imposed stipulations that either expire by passage of time or that can be fulfilled or removed by actions of the Foundation pursuant to those stipulations.
- **Permanently Restricted** - Net assets whose use by the Foundation is limited by donor-imposed stipulations that neither expire with the passage of time nor can be fulfilled or otherwise removed by actions of the Foundation.

**Contributions** - All unconditional promises to give (contributions) are considered to be available for unrestricted use unless specifically restricted by the donor. Amounts received that are designated for future periods or restricted by the donor for specific purposes are reported as additions to temporarily restricted net assets.

All contributions are recorded at their net realizable value.

Conditional promises to give are not included as contributions until such time as the conditions are substantially met.

**Real Estate Held for Sale** - Real estate held for sale is stated at cost and is intended to be sold to the University and other third-parties.

**Equipment** - Equipment is stated at cost. Depreciation is computed using the straight-line method over the estimated useful lives of the assets.

**Investments** - Investments include marketable equity securities and are stated at fair value based on closing market quotations for such securities.

**Income Taxes** - Pursuant to determination by the Internal Revenue Service, the Foundation is exempt from Federal income tax under Section 501 (c)(3) of the Internal Revenue Code.

**Use of Estimates** - Financial statements prepared in conformity with accounting principles generally accepted in the United States of America require management to make estimates and assumptions that affect the reported amount of assets and liabilities and disclosure of contingent assets and liabilities at the dates of the financial statements, and the reported amounts of revenues and expenses during the reporting periods. Actual results could differ from these estimates.

## 2. CONTRIBUTIONS RECEIVABLE

	2000	1999
Gross contributions receivable	\$ 242,513	\$ 251,461
Less: Allowance for uncollectibles	(40,000)	(40,000)
Unamortized discount at 6%	<u>(16,388)</u>	<u>(17,097)</u>
Net contributions receivable	<u>\$ 186,125</u>	<u>\$ 194,364</u>
Gross contributions are due in:		
Less than one year	\$ 140,938	\$ 173,477
One to five years	<u>101,575</u>	<u>77,984</u>
Total gross contributions receivable	<u>\$ 242,513</u>	<u>\$ 251,461</u>

## 3. NOTES PAYABLE – BANKS

The Foundation has a note payable to a bank bearing interest at 6.5%, with annual interest payments required. The note is payable in full in May, 2004, and is collateralized by real estate held for sale. As of June 30, 2000 and 1999, the balance of mortgage payable was \$2,699,116 and \$3,400,000, respectively.

The Foundation has a line of credit available of \$350,000 of which \$190,000 and \$45,000 had been borrowed at June 30, 2000 and 1999, respectively. The line of credit bears interest (7.5% and 6.75% at June 30, 2000 and 1999, respectively) at prime lending rate minus 1% and expires in June 2001.

#### 4. TRANSACTIONS WITH RELATED PARTIES

The University provides office space, computer and other administrative services to the Foundation. The estimated fair value of services provided to the Foundation by the University (approximately \$6,000 in 2000 and 1999) is included in revenues and in general and administrative expenses in the accompanying financial statements.

During 2000 and 1999, the Foundation paid various University coaches and other University employees approximately \$147,000 and \$146,000, respectively, for appearing on coaches' radio and television shows and for providing other promotional services to the Foundation.

Certain members of the Board of Directors provided professional services to the Foundation. Contribution revenue and general and administrative expenses include approximately \$1,200 in 1999 representing the estimated fair value of these services. No such services were provided during the year ended June 30, 2000.

During 2000, the Foundation sold to the University land held for sale for approximately \$665,000, realizing a gain of approximately \$111,000.

\*\*\*\*\*

A RESOLUTION OF THE BOARD OF REGENTS OF MURRAY STATE UNIVERSITY DECLARING OFFICIAL INTENT WITH RESPECT TO REIMBURSEMENT FROM SUBSEQUENT BORROWINGS FOR TEMPORARY ADVANCES MADE FOR CAPITAL EXPENDITURES.

WHEREAS, Treasury Regulation § 1.150-2 (the "Reimbursement Regulations"), issued pursuant to Section 150 of the Internal Revenue Code of 1986, as amended, (the "Code") prescribes certain requirements by which proceeds of tax-exempt bonds, notes, certificates or other obligations included in the meaning of "bonds" under Section 150 of the Code ("Obligations") used to reimburse advances made for Capital Expenditures (as hereinafter defined) paid before the issuance of such Obligations may be deemed "spent" for purposes of Sections 103 and 141 to 150 of the Code and therefore, not further subject to any other requirements or restrictions under those sections of the Code; and

WHEREAS, such Reimbursement Regulations require that the Issuer (as hereinafter defined) make a Declaration of Official Intent (as hereinafter defined) to reimburse any Capital Expenditure paid prior to the issuance of the Obligations intended to fund such Capital Expenditure and require that such Declaration of Official Intent be made no later than sixty (60) days after payment of the Capital Expenditure and further require that the Allocation (as hereinafter defined) of the proceeds of such Obligations to reimburse such Capital Expenditures occur no later than eighteen (18) months after the later of the date the Capital Expenditure was paid or the date the property acquired with the Capital Expenditure was placed in service, except that any such Allocation must be made no later than three years after such Capital Expenditure was paid; and

WHEREAS, Murray State University (the "University") wishes to ensure compliance with the Reimbursement Regulations.

NOW, THEREFORE, be it resolved as follows by the Board of Regents of Murray state University:

Section 1. Definitions. The following definitions apply to the terms used herein:

"Allocation" means written evidence that proceeds of Obligations issued subsequent to the payment of a Capital Expenditure are to effect the reimbursement of the University for such payments.

"Capital Expenditures" means any expense for an item that is properly depreciable or amortizable or is otherwise treated as a capital expenditure for purposes of the Code, as well as any costs of issuing Reimbursement Bonds.

"Declaration of Official Intent" means a written declaration that the University intends to fund a Capital Expenditure with an issue of Reimbursement Bonds and reasonably expects to be reimbursed from the proceeds of such an issue.

"Issuer" means Murray State University or any agency and instrumentality of the University.

"Reimbursement" means the restoration to the University of money temporarily advanced from other funds of the University to pay for Capital Expenditures before the issuance of Obligations intended to fund such Capital Expenditures. "To reimburse" means to make such a restoration.



"Reimbursement Bonds" means Obligations that are issued to reimburse the University for Capital Expenditures previously paid by or for the University.

"Reimbursement Regulations" means Treasury Regulations § 1.150-2 and any amendments thereto or superseding regulations, whether in proposed, temporary or final form, as applicable, prescribing conditions under which the proceeds of Obligations when allocated or applied to a reimbursement will be treated as "spent" for purposes of Sections 103 and 141 to 150 of the Code.

Section 2. Declaration of Official Intent.

(a) The University declares that it reasonably expects that the Capital Expenditures described in Section (b), which will be paid prior to the issuance of any Obligations intended to fund such Capital Expenditures, will be reimbursed with the proceeds of Obligations, representing a borrowing by the Issuer in the maximum principal amount, for such reimbursements, of \$2,600,000; and

(b) the Capital Expenditure(s) to be reimbursed are to be used for (i) the acquisition, construction, installation and equipping of deferred maintenance items at various educational, housing and administrative buildings on the campus of the University, including without limitation sprinkler systems, electrical systems and HVAC systems, (ii) the renovation of various buildings on the campus of the University and (iii) the acquisition and installation of electrical substations on the campus of the University.

Section 3. Reasonable Expectations. The University does not expect any other funds (including the money advanced to make the Capital Expenditures that are to be reimbursed), to be reserved, allocated on a long-term basis, or otherwise set aside by the University or any other entity, with respect to the Capital Expenditures described in 2(b).

Section 4. Open Meetings. It is found and determined that all formal actions of this Board of Regents concerning and relating to the adoption of this Resolution were adopted in an open meeting of this Board of Regents; and that all deliberations of this Board of Regents and of any of its committees that resulted in such formal action, were in meetings open to the public, in compliance with the requirements of the Kentucky Revised Statutes.

Section 5. Effective Date. This Resolution shall be effective from and after its date of adoption as provided by law.

This Resolution was introduced, seconded and adopted at a duly convened meeting of the Board of Regents of Murray State University, held on the 16th day of February, 2001.

Attest:

\_\_\_\_\_  
Chairman


\_\_\_\_\_  
Secretary

### CERTIFICATE

I, the undersigned Secretary of the Board of Regents of Murray State University, certify that the foregoing is a true copy of a Resolution adopted by the Board of Regents of Murray State University at a meeting of the Board of Regents held on the 16th day of February, 2001.

I further certify that all actions taken in connection with the resolution were in compliance with the requirements of KRS 61.810, 61.815, 61.820 and 61.825, and that said resolution is now in full force and effect, all as appears from the official records of the University in my custody and under my control.

Witness my hand as Secretary of the Board of Regents of Murray State University this \_\_\_\_ day of February, 2001.

  
Secretary

\\ODMA\PCDOCS\COVLIB\18508\1

**MURRAY STATE UNIVERSITY**  
**BUDGET PREPARATION**  
**FY 01/02**  
**February 16, 2001**

**REVENUE INCREASES:**

**Appropriations:**

The Council on Postsecondary Education (CPE) has recommended for inclusion in the Governor's Budget the operating portion of Murray State's state appropriation (excluding debt service) for fiscal year 2001-02 which is anticipated to increase by 3.7% or \$1,555,700 in recurring operating funds.

**Tuition:**

The Board of Regents approved tuition rate increases of 7.5% for undergraduate students and 7.5% for graduate students based on current enrollment will increase tuition approximately \$1,350,000.

**EXPENDITURES PRIORITIES:**

**1) Salaries for Faculty and Staff:**

To maintain and enhance the quality of instruction and service to the region and be competitive in the marketplace, salaries for faculty and staff are the highest priority. The authorized increase in appropriations will provide a basis for a modest increase in salaries. Salary increases will require additional funding for retirement and social security benefits matching costs.

**2) Recruitment and Retention:**

The University is committed to improving efforts at recruitment of new students and retention of current students.

A major factor in recruitment and retention is the availability of scholarships and tuition waivers. Various initiatives implemented over the past several fiscal years will require increases in scholarship and tuition waiver programs. In addition, annual tuition and fee increases require funding for existing general, minority and athletic scholarships.

### **3) Fixed Costs:**

Certain unavoidable or mandated costs will increase. Utilities increases in the current year will be substantial given recent escalation in rates and the increase in consumption resulting from unusually cold weather. Other examples include maintenance contracts, property insurance, job audits, and academic promotions.

### **4) Technology:**

Technology is an increasingly important aspect of higher education and as such will continue to require attention in the budget process. More faculty are using technology to improve instruction ranging from providing class notes on the web to entire courses delivered over the world wide web.

The Board approved an increase of \$1.50 per student credit hour for the Mandatory Student Fee for FY 2001-02 which will be devoted almost exclusively to projects designed to enhance student access to state-of-the-art technology in the classroom and residential housing.

During fiscal year 1999-00, the local area network (with the exception of the residential colleges) was completed and Asynchronous Transmission Mode (ATM) backbone technologies used to provide faster network access. Also, our Internet connection speed was increased by a factor of six.

Currently, new administrative computer applications are being developed, including student web access to grades, advising, and registration; a new accounts payable system; and a new alumni system.

More faculty technical support will be provided in connection with the Kentucky Commonwealth Virtual University (KCVU) as additional courses will be provided entirely on-line via the world wide web. ITV classrooms were added to increase access to interactive video technology.

Student use of the general purpose computer labs in Applied Science and Hart has more than doubled since fiscal year 1998-99 as more computers were made available.

### **5) Other Priorities:**

Numerous funding requests from Academic Affairs, Student Affairs, Institutional Advancement, Finance and Administrative Services, and the President's areas have been identified in the budget priority review process. Many of these items, including expenditures for recruitment and retention of students, library holdings, and accreditation fall into the priority categories previously identified. Further review will allow for prioritization of the requests to be included for funding.

## **SALARY GUIDELINES:**

### **1) Base/Merit Increases:**

The previous Board of Regents policy on allocating salary increases between base salary increments and merit increments was changed at the June 18, 1999, meeting to stipulate that in the future the structure of the allocation will be determined by the Board on a year-by-year basis. Although the specific percentages have not yet been determined, the salary pool allocations will include components for base salary and merit increments.

### **2) Equity Increases above Base/Merit Increases:**

Given the limited University resources, funding beyond the salary pool base may be distributed to remedy salary inequities or to reflect major changes in responsibilities.

### **3) Promotions and Reclassifications:**

Funds will be allocated for promotion stipends for professors, associate professors, assistant professors, and non-exempt position reclassifications for the 2001-02 fiscal year.

MURRAY STATE UNIVERSITY  
BOARD OF REGENTS

RESOLUTION

**REQUEST:** Issuance of a Board Resolution authorizing the University to submit new academic programs under its Kentucky Plan quantitative waiver status.

**FACTS:** The University is qualified to seek a quantitative waiver for new academic programs as provided in the 1997-2002 Kentucky Plan for Equal Opportunities in Postsecondary Education. The University's request to the Council on Postsecondary Education for approval of new programs must be accompanied by a Resolution of its governing Board authorizing it to do so.

**RECOMMENDATION:** President Kern Alexander recommends approval of the following resolution:


WHEREAS, the University has advised the Board of Regents that it has one or more new academic programs its wishes to submit to the Council on Postsecondary Education for approval for calendar 2001; and,


WHEREAS, the University is qualified, under the provisions of the Kentucky Plan and 13 KAR 2:060 (SB 398) to exercise its option to submit new programs for the calendar year 2001;

WHEREAS, on February 16, 2001, the Board of Regents approved a recommendation from the President that this resolution be adopted;

NOW, THEREFORE, the Board of Regents of Murray State University hereby unanimously resolves and authorizes the University, by and through its President, Kern Alexander, to elect to exercise its option to submit added programs for calendar year 2001 to the Council on Postsecondary Education for review and approval under the quantitative waiver status as prescribed in 13 KAR 2:060 (SB 398).

This the 16<sup>th</sup> day of February 2001.

  
Sid Easley  
Chair, Board of Regents  
Murray State University

Attested:  
  
Sandra Rogers  
Secretary, Board of Regents  
Murray State University