



MURRAY STATE
UNIVERSITY

Murray State's Digital Commons

Professional Practices (ART 399)

College of Humanities and Fine Arts

Spring 5-11-2018

Range

Aman Madan
amadan@murraystate.edu

Follow this and additional works at: <https://digitalcommons.murraystate.edu/art399>


Recommended Citation

Madan, Aman, "Range" (2018). *Professional Practices (ART 399)*. 40.
<https://digitalcommons.murraystate.edu/art399/40>

This Art Portfolio Package is brought to you for free and open access by the College of Humanities and Fine Arts at Murray State's Digital Commons. It has been accepted for inclusion in Professional Practices (ART 399) by an authorized administrator of Murray State's Digital Commons. For more information, please contact msu.digitalcommons@murraystate.edu.

Cardboard Sculpture 1

This was the first cardboard sculpture that I made in my 3-D design class. It was a replica of the object placed in front of the sculpture. I explored cardboard as medium and made it functional just like the object. We had to make the sculpture way bigger than the real object. It was approximately 12X12”.



1.

View 1

Fall 2016

12X12”



View 2

Graphic Illustrations inspired by Artists

The picture on the left is a produced by the artist Saul Bass. I tried making my own design as a book cover and used the same color palette as the artist, i.e., red white and black. I used a different font than the artist because I think it works better because it justifies my context and it's not a total copy.



2.


Book Cover

Spring 2017

Adobe Illustrator

Graphic Illustrations inspired by Artists

Craig Frazier is one of my favorite graphic Illustrators. He does an amazing job conveying his ideas with simple figures and an addition of humor to them. I made the similar figure using adobe Illustrator. The theme of the artwork was peace. And there was a funny incident that happened, Craig Frazier happened to see this on Instagram and asked me to put it down because it was too close to his design.



3.

Illustration - Peace
Adobe Illustrator
Spring 2017

My first Graphic design

This was my first graphic design in which I learned how to operate photoshop. I played with the opacity and adding other pictures, learned how to scan drawings and played with them on the computer. The theme of the artwork was depicting an emotion, and I chose anger as the emotion.



4. Photoshop - Angry
Spring 2017


Cardboard Sculpture 2

This was another project from the same 3-D class. This time, we had to design something which had mass and volume. So, I designed this funky bird house looking structure with some geometric shapes arranged in random places making it look abstract.



5.

View 1
Abstract bird house
Fall 2016
15X20"



View 2

Nature emphasis Drawing

This was the drawing which I made for my final project in drawing 2. I used a model from class and the female figure was one of my friends outside class. I enjoy drawing trees and nature in general. I wanted to place both the figures in the outside environment setting. The theme of the drawing was nature empowering mankind, which was done by only using colors in the trees and the small bushes in the background. The figures in black and white and making no contact to each other were done with an intension of showcasing that they are self-contemplating within the nature. I used charcoal as the medium.



Transformation Drawing

I love drawing nature and human figures, so I used the class model's body to draw the body and then I chose this small fruit like object and replaced it with the model's head which was the themes of the project, Transformation Drawing. I used charcoal as the medium.



7.

Black & white photography

I really enjoyed my photography class. These are some of the pictures from my introduction to photography class. I learned to edit photographs with photoshop. This class made me comprehend that black and white photography can be powerful and speak more to people than colored ones. It adds up a hit of subtleness and draws people's attention due to high contrast.



8.

(i)



(ii)

Fall 2016

Gestural Drawing

I enjoy drawing these gesture drawings. It lays down the basic proportions for the human figure and help get an accurate gesture.



9.

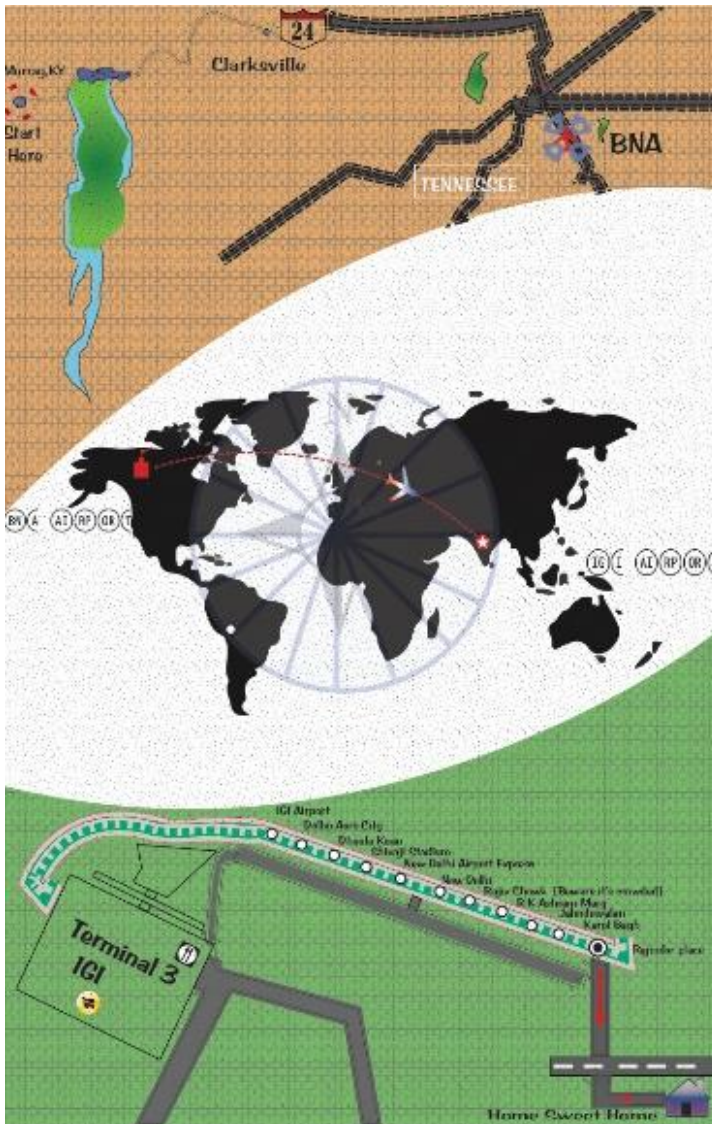
(i)



(ii)

Map to home

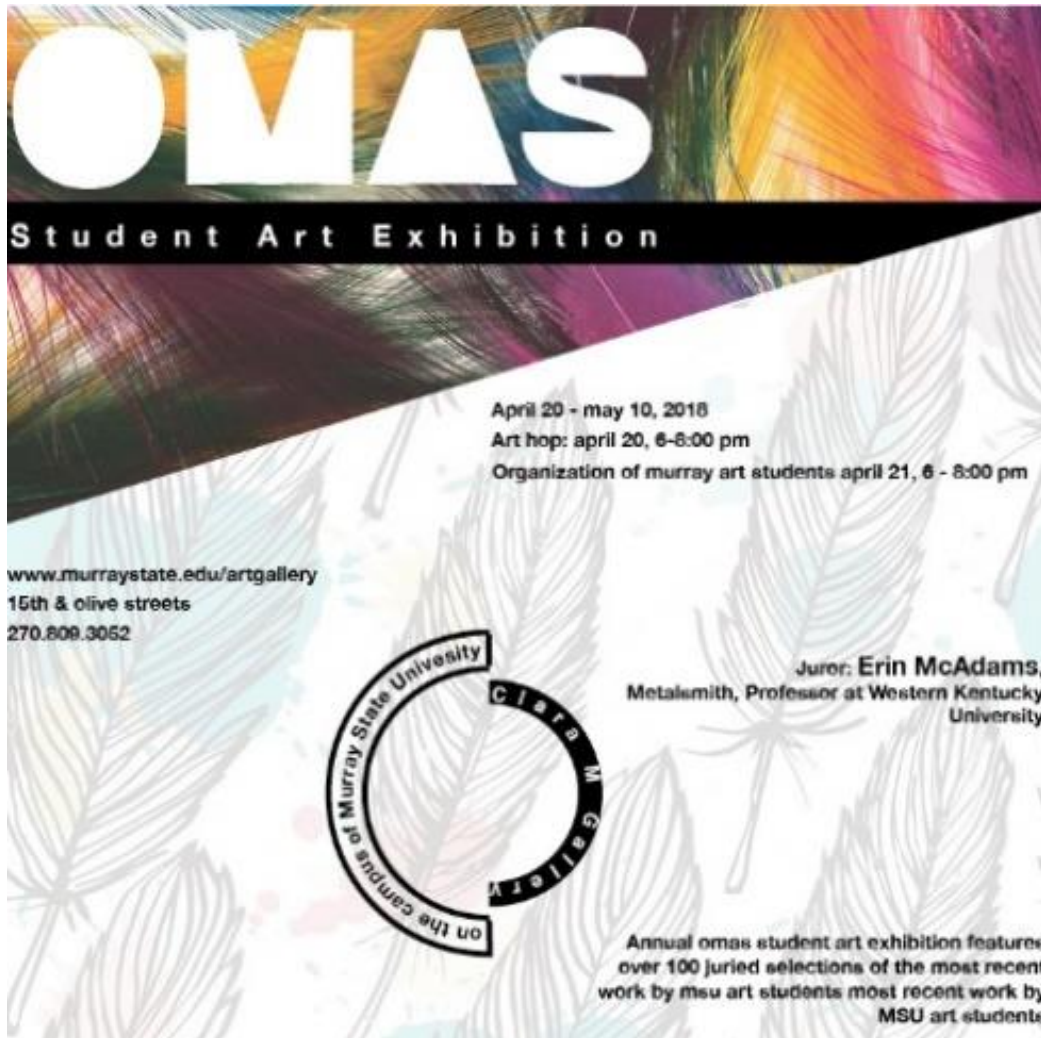
This artwork was produced graphically on Adobe Illustrator. The aim of the artwork was to make a map from Murray State University to your home. Since I'm an international student, I depicted a map from Murray State to India. I used the tricolor orange, white and green in the background which is the India's flag colors. I made the airplane blue, white and red indicating I'm going from American flight.



9.

Poster Layouts

These are some poster layouts that I created for graphic design 3. Both the layout follow axial alignments. I used Helvetica neue as the font. Both poster layouts were done for the OMAS exhibition.



10.

(i)

OMAS STUDENT SHOW



RELICS OF THE UNIVERS

Jurors:

*Tanya Neitzeke,
Instructor of Painting,
Paducah School of
Art and Design*

*John Hasegawa,
Assistant Professor of
Ceramics,
Paducah School of
Art*

A²¹ Art Hop:
6-8 pm
20 Reception:
6:30 pm
Awards:
7:30 pm
P R I L

15th & olive streets
www.murraystate.edu/artgallery
270.809.3052